



US00D402807S

# United States Patent [19]

**Brown**

[11] **Patent Number: Des. 402,807**

[45] **Date of Patent: \*\*Dec. 22, 1998**

[54] **PROTECTIVE COVER FOR FISHING ROD TIP**

4,216,604 8/1980 Starke ..... 43/25.2  
4,765,083 8/1988 Wilkins ..... 43/26

[76] Inventor: **Thomas E. Brown**, 5352 Kumole St., Kapaa, Hi. 96746

*Primary Examiner*—Louis S. Zarfaz  
*Assistant Examiner*—Catherine R. Oliver  
*Attorney, Agent, or Firm*—Natan Epstein; Beehler & Pavitt

[\*\*] Term: **14 Years**

[57] **CLAIM**

[21] Appl. No.: **69,092**

The ornamental design for protective cover for fishing rod tip, as shown and described.

[22] Filed: **Apr. 10, 1997**

**DESCRIPTION**

[51] **LOC (6) Cl.** ..... **03-01**

[52] **U.S. Cl.** ..... **D3/260**

[58] **Field of Search** ..... D3/260, 234, 904, D3/905; 206/315.11; 43/25, 25.2, 26, 24, 44.95; 224/920, 922; D22/134, 138, 149

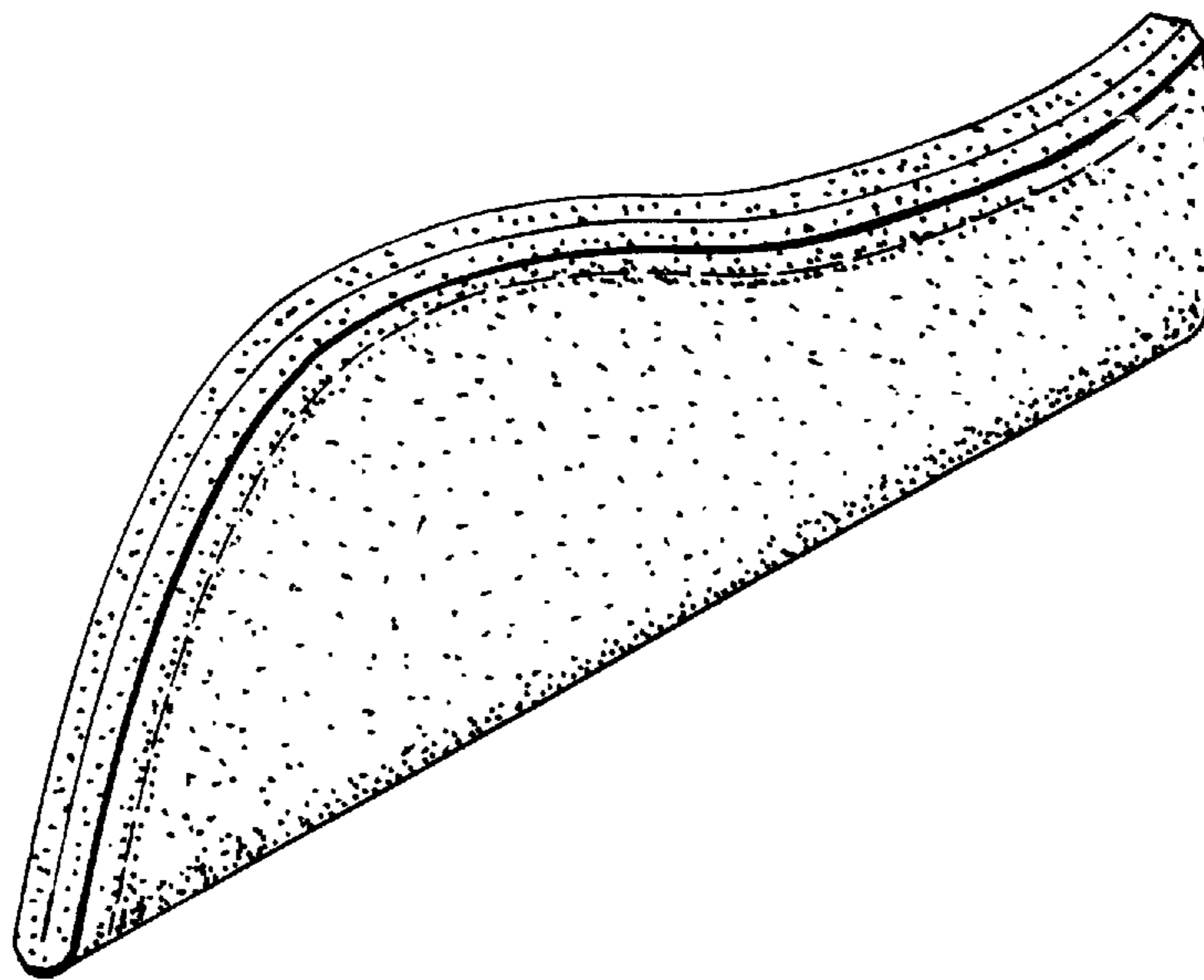
FIG. 1 is a front left perspective view of the protective cover for fishing rod tip according to my new design; FIG. 2 is a left side view thereof; FIG. 3 is a top view thereof; FIG. 4 is a bottom view thereof; FIG. 5 is a right side view thereof; FIG. 6 is a front view thereof; and, FIG. 7 is a rear view thereof.

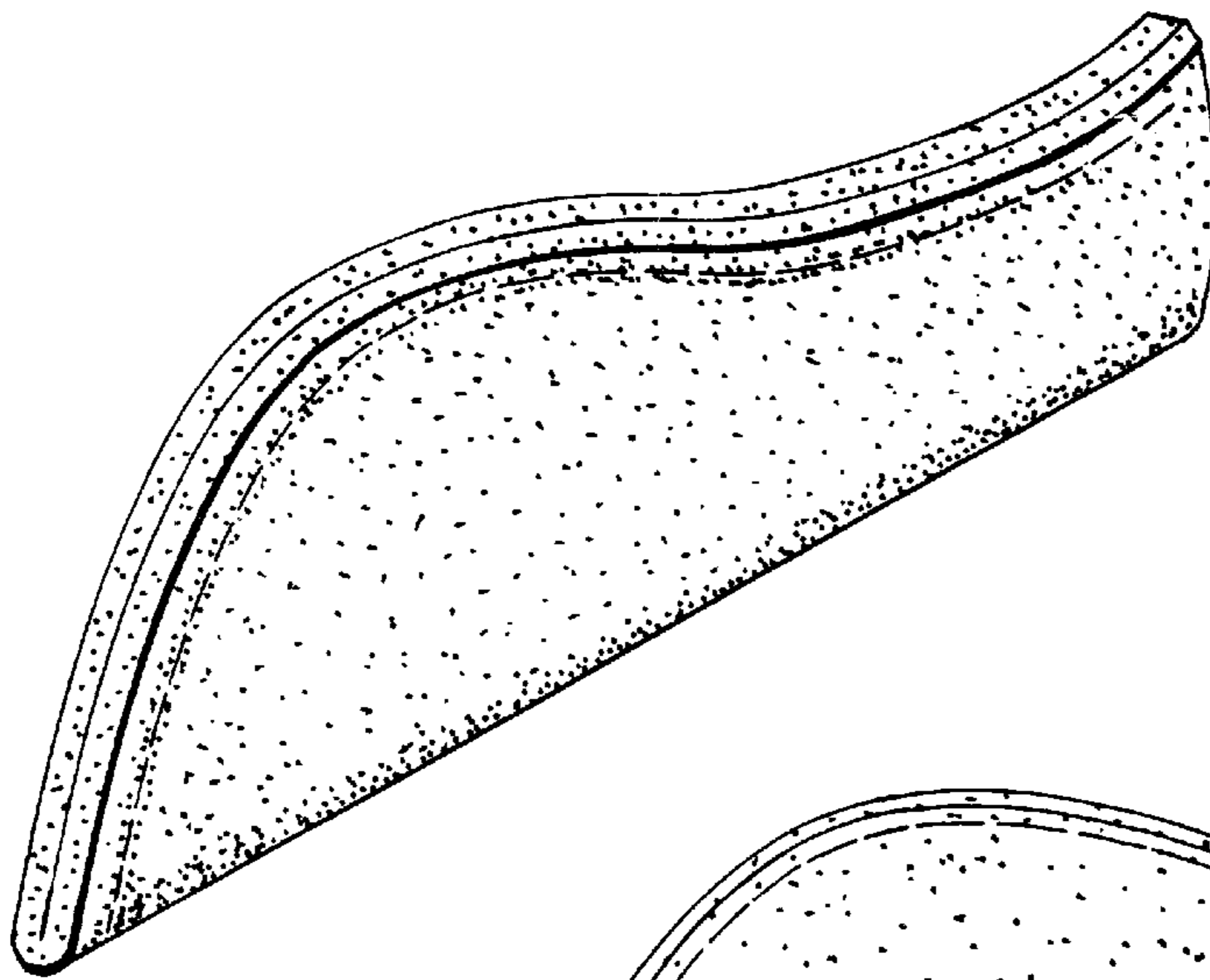
[56] **References Cited**

**U.S. PATENT DOCUMENTS**

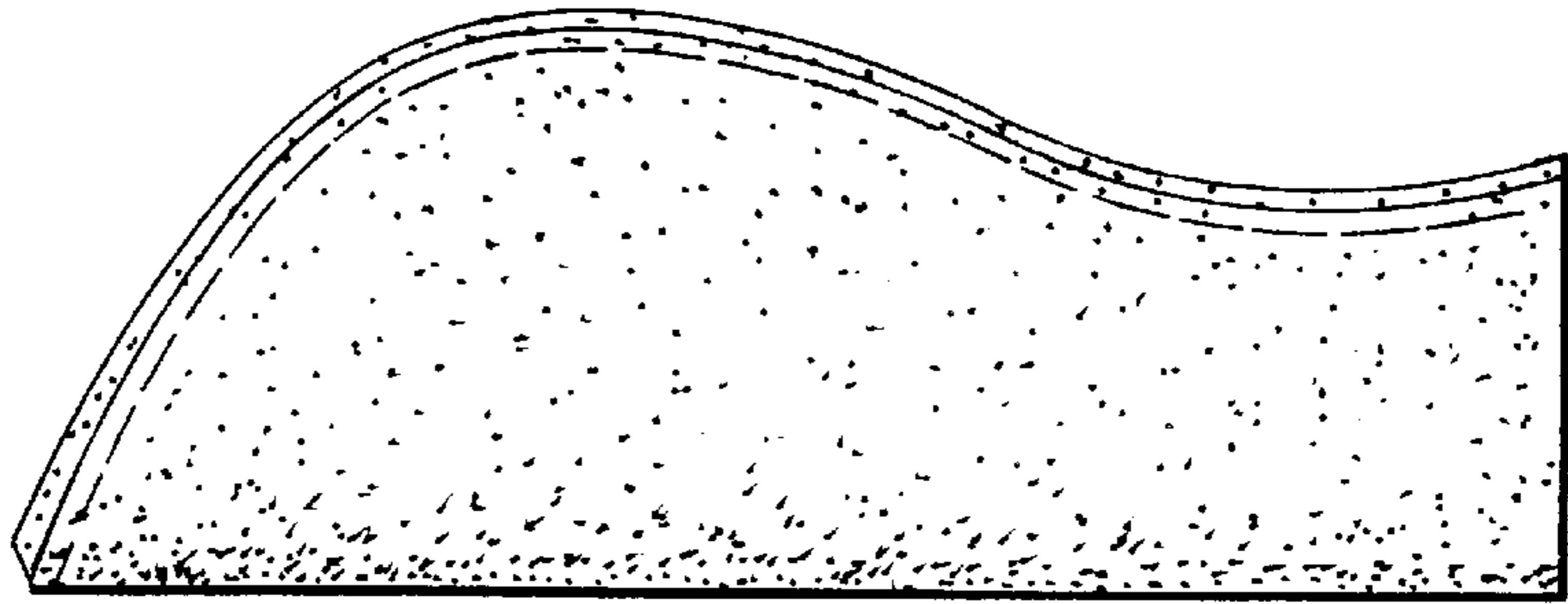
D. 266,632 10/1982 Schroeder ..... D3/260  
D. 373,244 9/1996 Hackman ..... D3/260

**1 Claim, 1 Drawing Sheet**






*Fig. 1*




*Fig. 2*



*Fig. 6*



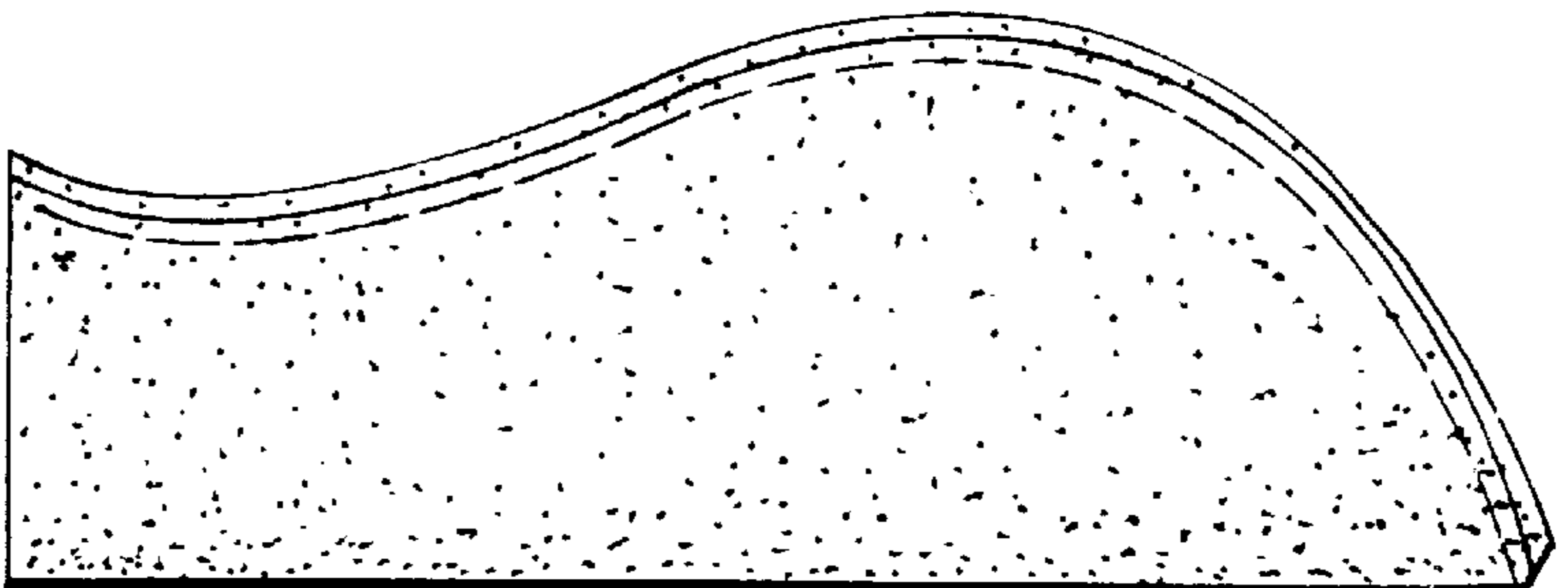
*Fig. 3*



*Fig. 4*



*Fig. 7*



*Fig. 5*