



US00D402805S

# United States Patent [19]

Nagano et al.

[11] Patent Number: **Des. 402,805**

[45] Date of Patent: **\*\*Dec. 22, 1998**

[54] **PAGER CASE**

[75] Inventors: **Katsumi Nagano; Hiroki Nishii; Masao Tamura; Toshiro Iizuka**, all of Kanagawa, Japan

[73] Assignee: **Matsushita Electrical Industrial Co., Ltd.**, Japan

[\*\*] Term: **14 Years**

[21] Appl. No.: **67,564**

[22] Filed: **Mar. 7, 1997**

### [30] Foreign Application Priority Data

Sep. 12, 1996 [JP] Japan ..... 8-27422

[51] **LOC (6) Cl.** ..... **03-01**

[52] **U.S. Cl.** ..... **D3/218**

[58] **Field of Search** ..... D3/218; D9/423; D14/191, 250, 251, 138; 224/240, 242, 901, 904

### [56] References Cited

#### U.S. PATENT DOCUMENTS

- D. 257,584 12/1980 Finkel ..... D9/423
- D. 352,034 11/1994 Scheid et al. .... D14/191
- D. 352,285 11/1994 Khouri et al. .... D14/191

- D. 355,657 2/1995 Scheid et al. .... D3/218
- D. 359,046 6/1995 Brandsma ..... D14/191

#### FOREIGN PATENT DOCUMENTS

- 839649 6/1992 Japan .
- 924616 5/1995 Japan .

*Primary Examiner*—Doris V. Coles  
*Assistant Examiner*—Catherine R. Oliver  
*Attorney, Agent, or Firm*—Saidman DesignLaw Group

### [57] CLAIM

The ornamental design for a pager case, as shown.

### DESCRIPTION

FIG. 1 is a front, right side and top perspective view of the pager case showing our new design;  
 FIG. 2 is a front elevational view thereof;  
 FIG. 3 is a rear elevational view thereof;  
 FIG. 4 is a left side elevational view thereof;  
 FIG. 5 is a right side elevational view thereof;  
 FIG. 6 is a top plan view thereof;  
 FIG. 7 is a bottom plan view thereof;  
 FIG. 8 is a rear perspective view thereof;  
 FIG. 9 is a front view with the lid in open condition thereof; and,  
 FIG. 10 is a perspective view with the lid open.

**1 Claim, 5 Drawing Sheets**



FIG. 1



FIG. 2



FIG. 3




FIG. 4



FIG. 5



FIG. 6




FIG. 7




FIG. 8



FIG. 9



FIG. 10

