



US00D402803S

**United States Patent** [19]  
**Goldberg et al.**

[11] **Patent Number: Des. 402,803**

[45] **Date of Patent: \*\*Dec. 22, 1998**

[54] **BEACH UMBRELLA ANCHOR**

[76] Inventors: **Steve Goldberg**, 17313 MacDuff Ave.,  
Olney, Md. 20832; **Karen Koenick**,  
505 Whitcliff Ct., Gaithersburg, Md.  
20878

[\*\*] Term: **14 Years**

[21] Appl. No.: **72,957**

[22] Filed: **Jun. 26, 1997**

[51] **LOC (6) Cl.** ..... **03-03**

[52] **U.S. Cl.** ..... **D3/12**

[58] **Field of Search** ..... D3/5, 6, 12; D26/38;  
135/25.4, 25.41, 15, 16, 17, 19.5, 118;  
D21/255; D6/417

[56] **References Cited**

**U.S. PATENT DOCUMENTS**

153,807 8/1874 Collins ..... D6/417  
200,217 2/1878 Mudgett ..... D6/417

D. 321,782 11/1991 Cain ..... D3/12  
D. 341,831 11/1993 Mozdzanowski ..... D3/5  
D. 363,616 10/1995 Allen ..... D6/417  
D. 363,755 10/1995 Diederich ..... D21/255  
D. 369,462 5/1996 Cain ..... D3/12  
2,209,504 7/1940 Beiter ..... 135/118

*Primary Examiner*—Doris V. Coles  
*Assistant Examiner*—Catherine R. Oliver

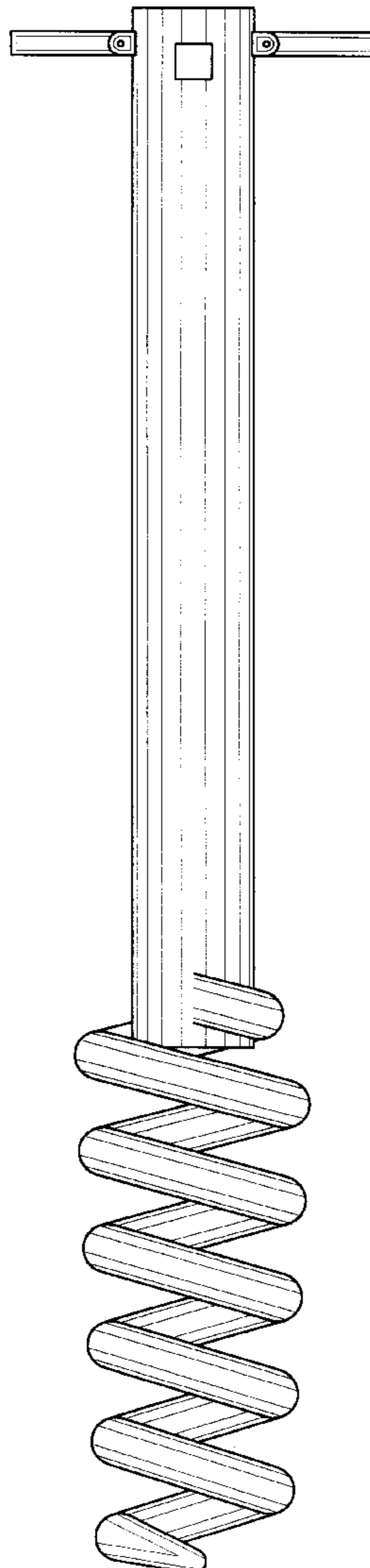
[57] **CLAIM**

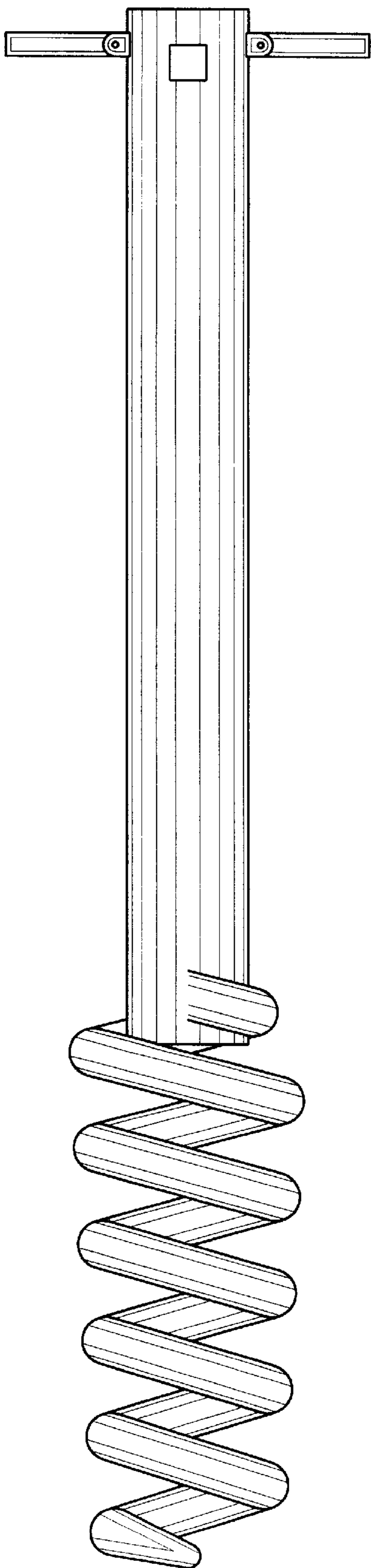
The ornamental design for an beach umbrella anchor, as shown.

**DESCRIPTION**

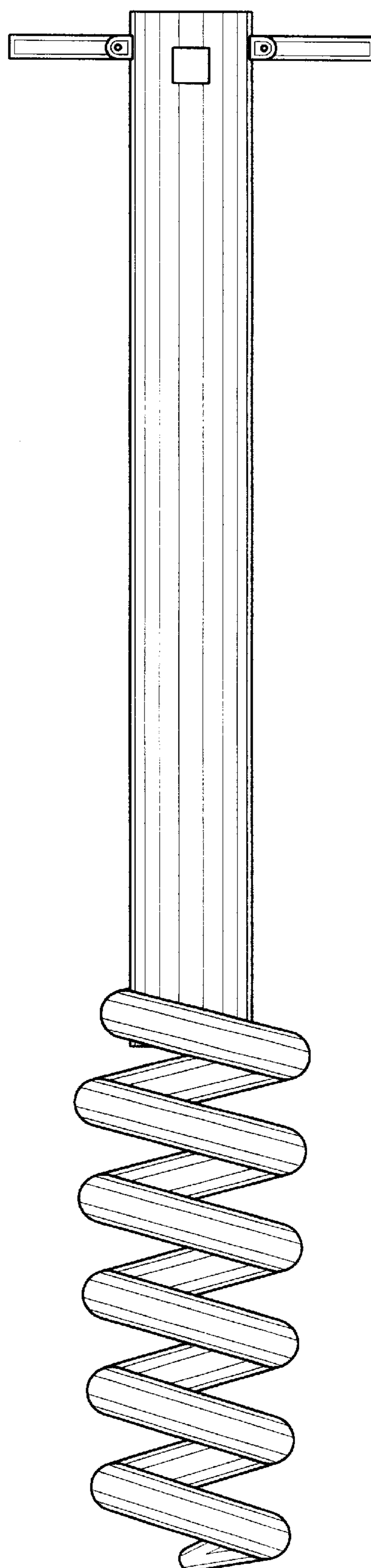
FIG. 1 is a front elevational view of the beach umbrella anchor showing my new design;  
FIG. 2 is a rear elevational view thereof;  
FIG. 3 is a left side elevational view thereof;  
FIG. 4 is a right side elevational view thereof;  
FIG. 5 is a top plan view thereof; and,  
FIG. 6 is a bottom plan view.

**1 Claim, 3 Drawing Sheets**

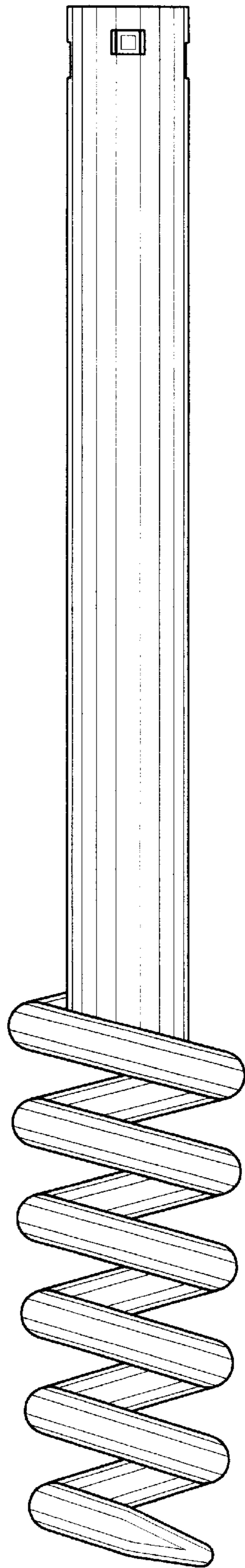




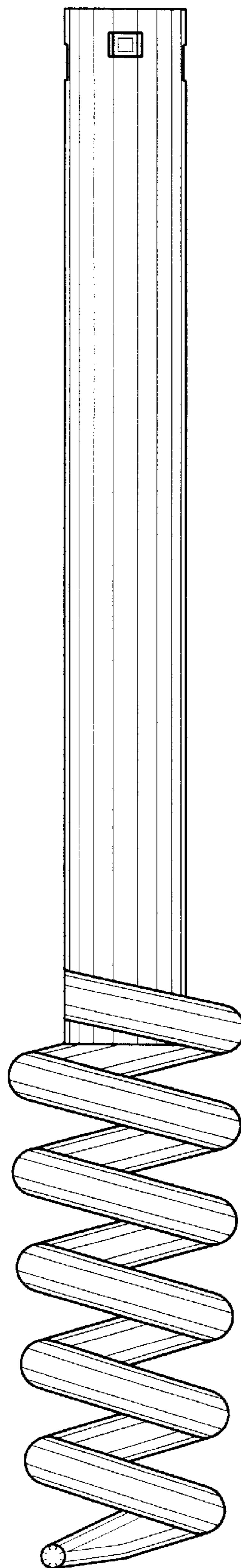
*Fig. 1*



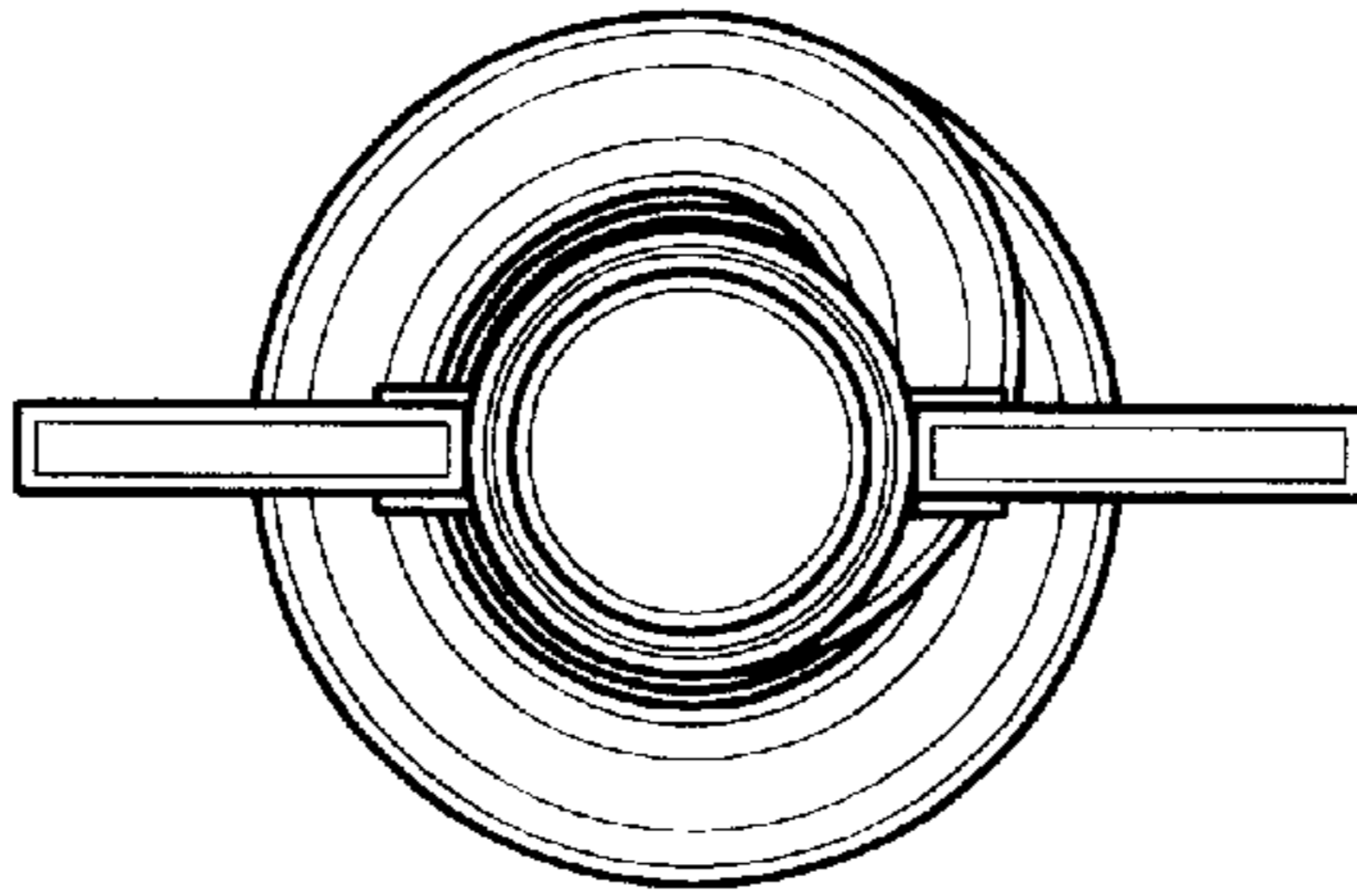
*Fig. 2*



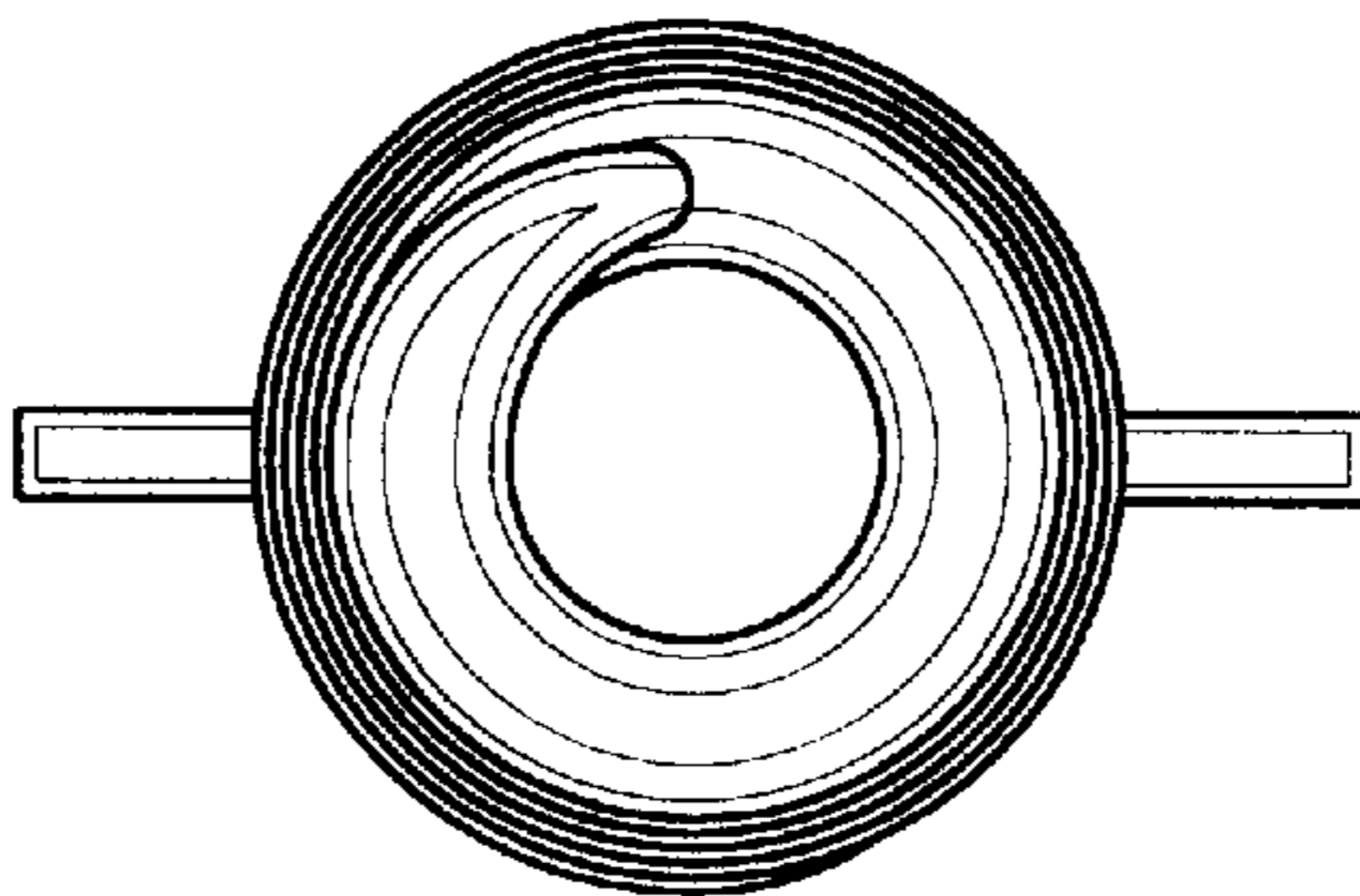
*Fig. 3*



*Fig. 4*



*Fig. 5*



*Fig. 6*