



US00D402792S

United States Patent [19]
Loverin

[11] **Patent Number: Des. 402,792**

[45] **Date of Patent: **Dec. 22, 1998**

[54] **SHOE**

[75] **Inventor: Marc R. Loverin, Arlington, Mass.**

[73] **Assignee: SRL, Inc., Wilmington, Del.**

[**] **Term: 14 Years**

[21] **Appl. No.: 66,270**

[22] **Filed: Feb. 10, 1997**

[51] **LOC (6) Cl. 02-04**

[52] **U.S. Cl. D2/902**

[58] **Field of Search** D2/902, 904, 907,
D2/908, 969, 970, 953, 960; 36/83, 89,
50.1, 102-107, 114, 112, 45, 84

[56] **References Cited**

U.S. PATENT DOCUMENTS

D. 350,637	9/1994	Mitsui	D2/902
D. 353,935	1/1995	Pollack	D2/908
D. 357,571	4/1995	Mitsui	D2/908
D. 362,111	9/1995	Avar	D2/970
D. 367,161	2/1996	Shea	D2/908

D. 368,577	4/1996	Mitsui et al.	D2/960
D. 385,990	11/1997	Baker et al.	D2/970
5,371,957	12/1994	Gaudio	36/50.1

OTHER PUBLICATIONS

Nike Late Spring Footwear 1996, p. 166, Shoe Sole.

Primary Examiner—Doris V. Coles

Attorney, Agent, or Firm—Fish & Richardson P.C.

[57] **CLAIM**

The ornamental design for a shoe, as shown and described.

DESCRIPTION

FIG. 1 is a perspective view of a shoe having the shoe design of the invention;

FIG. 2 is a top view of the shoe design of FIG. 1;

FIG. 3 is a side view of the shoe sole design of FIG. 1;

FIG. 4 is an opposite side view of the shoe design of FIG. 1;

FIG. 5 is a front view of the shoe design of FIG. 1;

FIG. 6 is a rear view of the shoe design of FIG. 1; and,

FIG. 7 is a bottom view of the shoe design of FIG. 1.

1 Claim, 3 Drawing Sheets



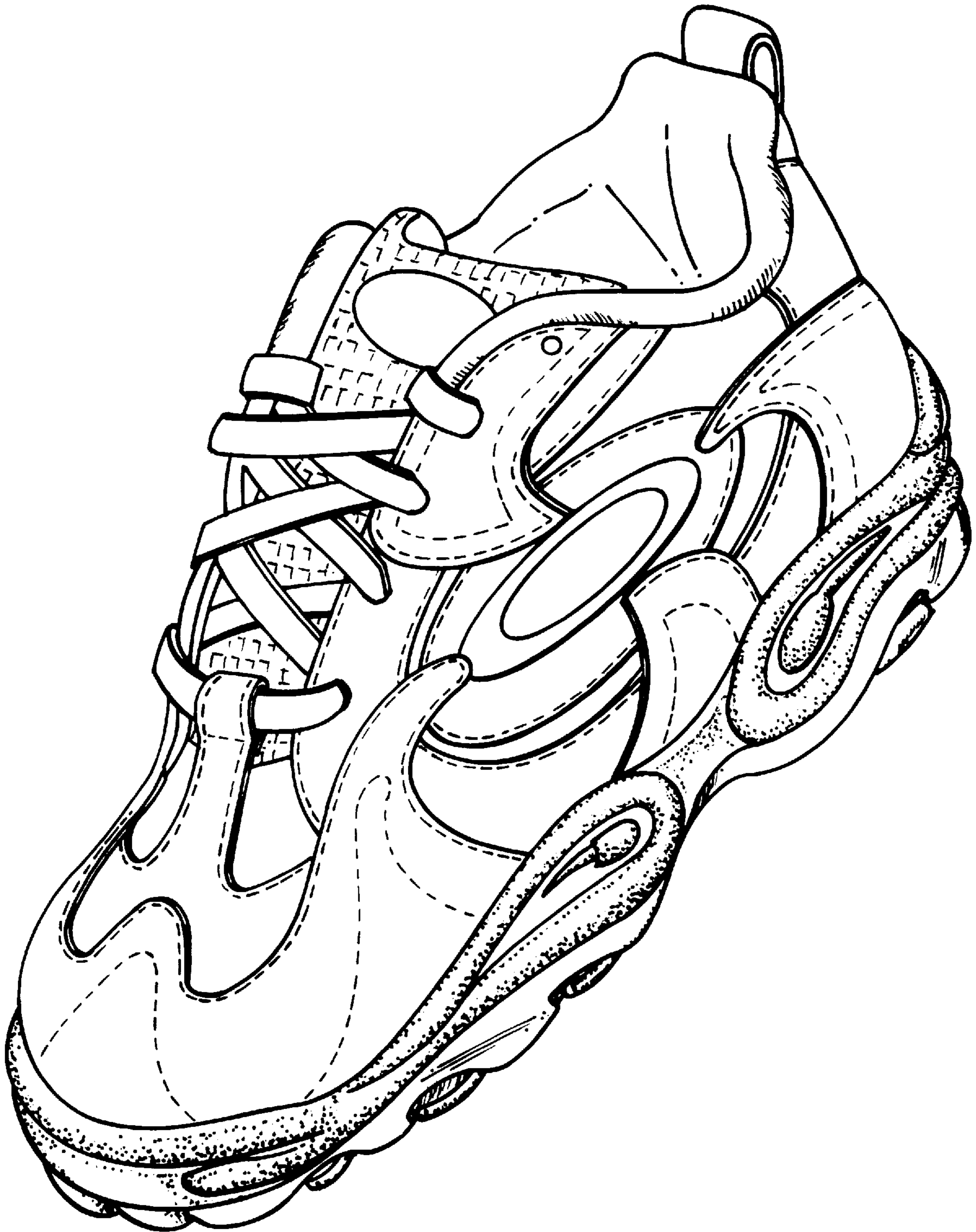


FIG. 1

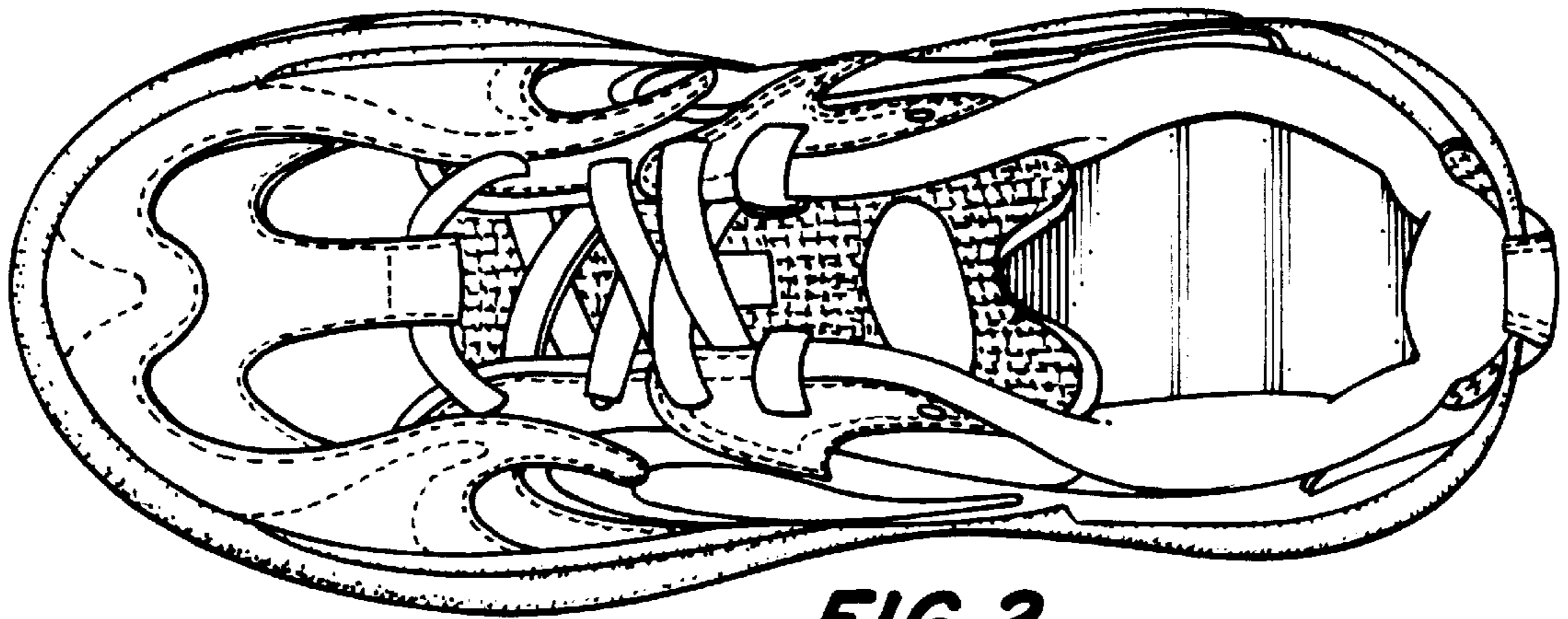


FIG. 2




FIG. 3




FIG. 4




FIG. 5

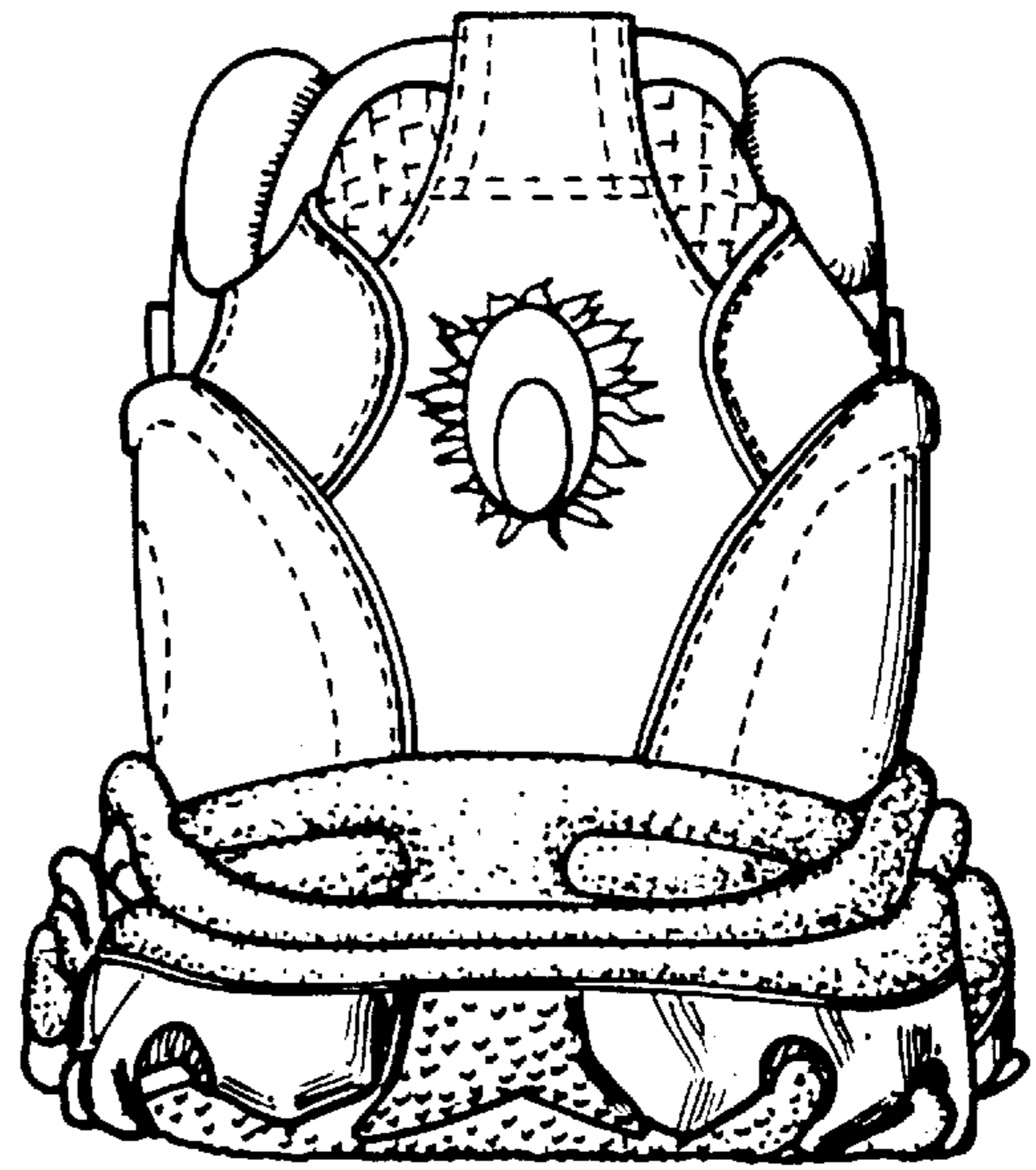


FIG. 6

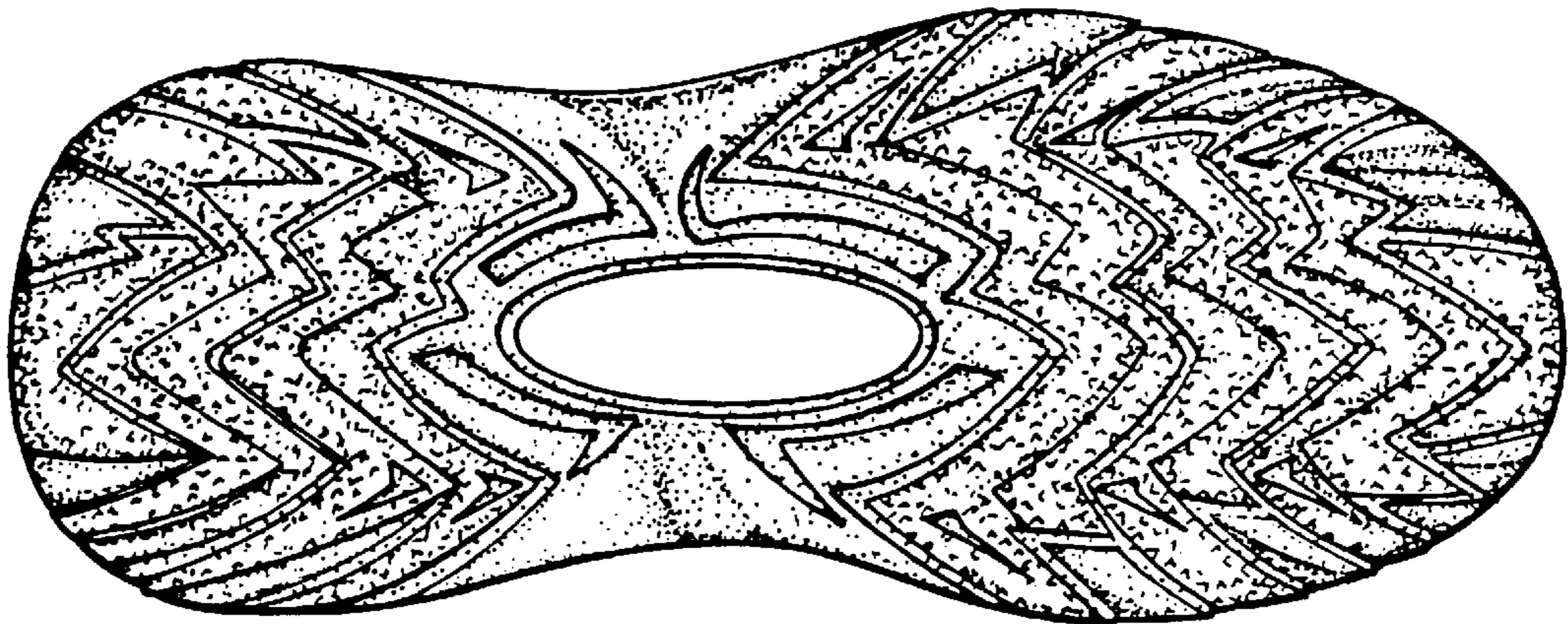


FIG. 7