



US00D402764S

# United States Patent [19] Chatfield

[11] **Patent Number: Des. 402,764**

[45] **Date of Patent: \*\*Dec. 15, 1998**

[54] **MASSAGING TOOL**

[76] **Inventor: Paul F. Chatfield**, 2519 S. Shields St.  
Bldg. 1-K, Suite 109, Ft. Collins, Colo.  
80526

[\*\*] **Term: 14 Years**

[21] **Appl. No.: 76,465**

[22] **Filed: Sep. 15, 1997**

[51] **LOC (6) Cl. .... 24-01**

[52] **U.S. Cl. .... D24/211**

[58] **Field of Search .... D24/211, 214,  
D24/200; 601/136, 137, 134, 135**

[56] **References Cited**

**U.S. PATENT DOCUMENTS**

D. 268,362 3/1983 Wong ..... D24/211

D. 317,204 5/1991 Hennessee ..... D24/211  
D. 326,721 6/1992 Ujifusa et al. .... D24/211  
D. 359,124 6/1995 Rosenberg ..... D24/211  
D. 382,644 8/1997 Chi ..... D24/200

*Primary Examiner*—Stella Reid

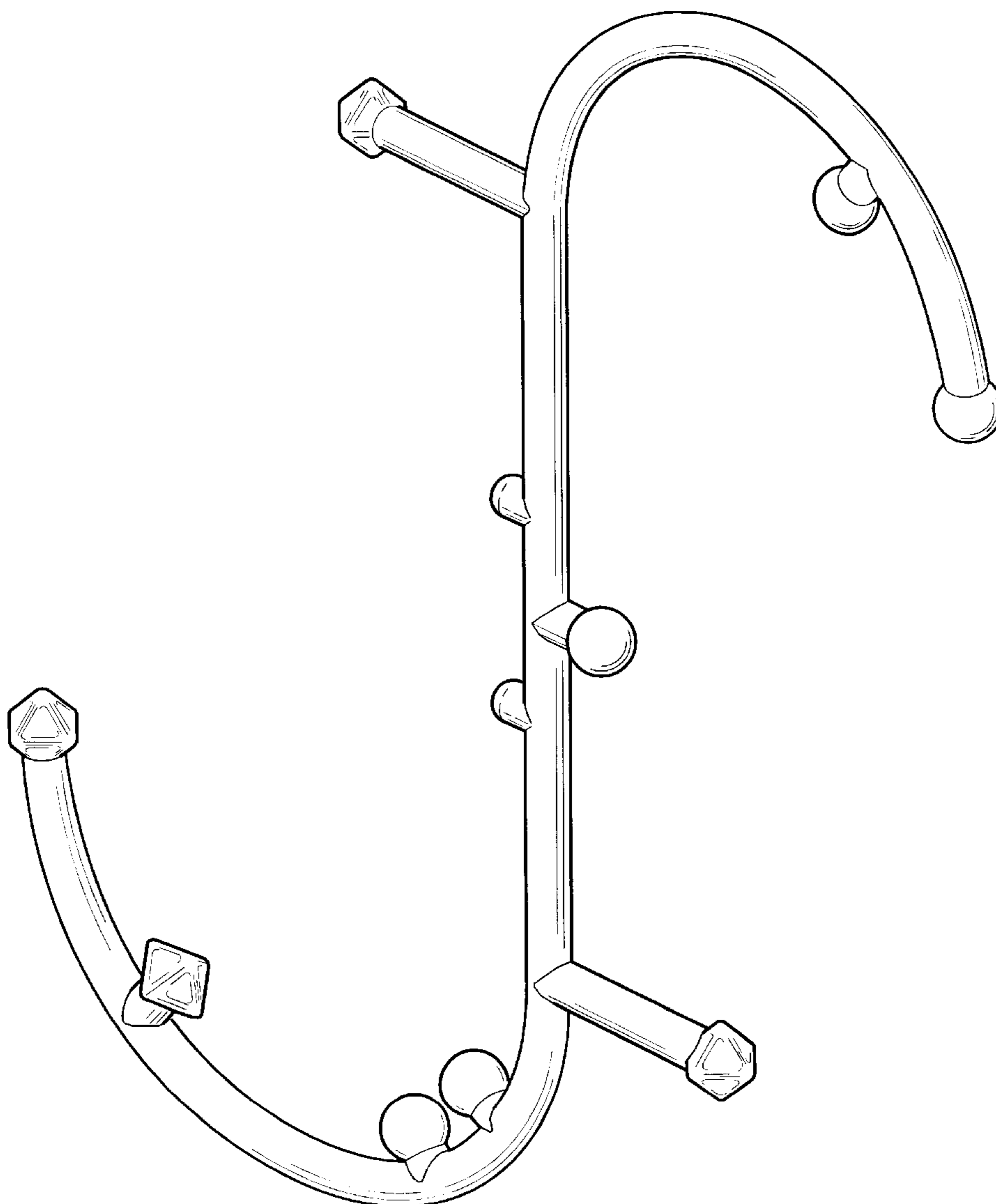
[57] **CLAIM**

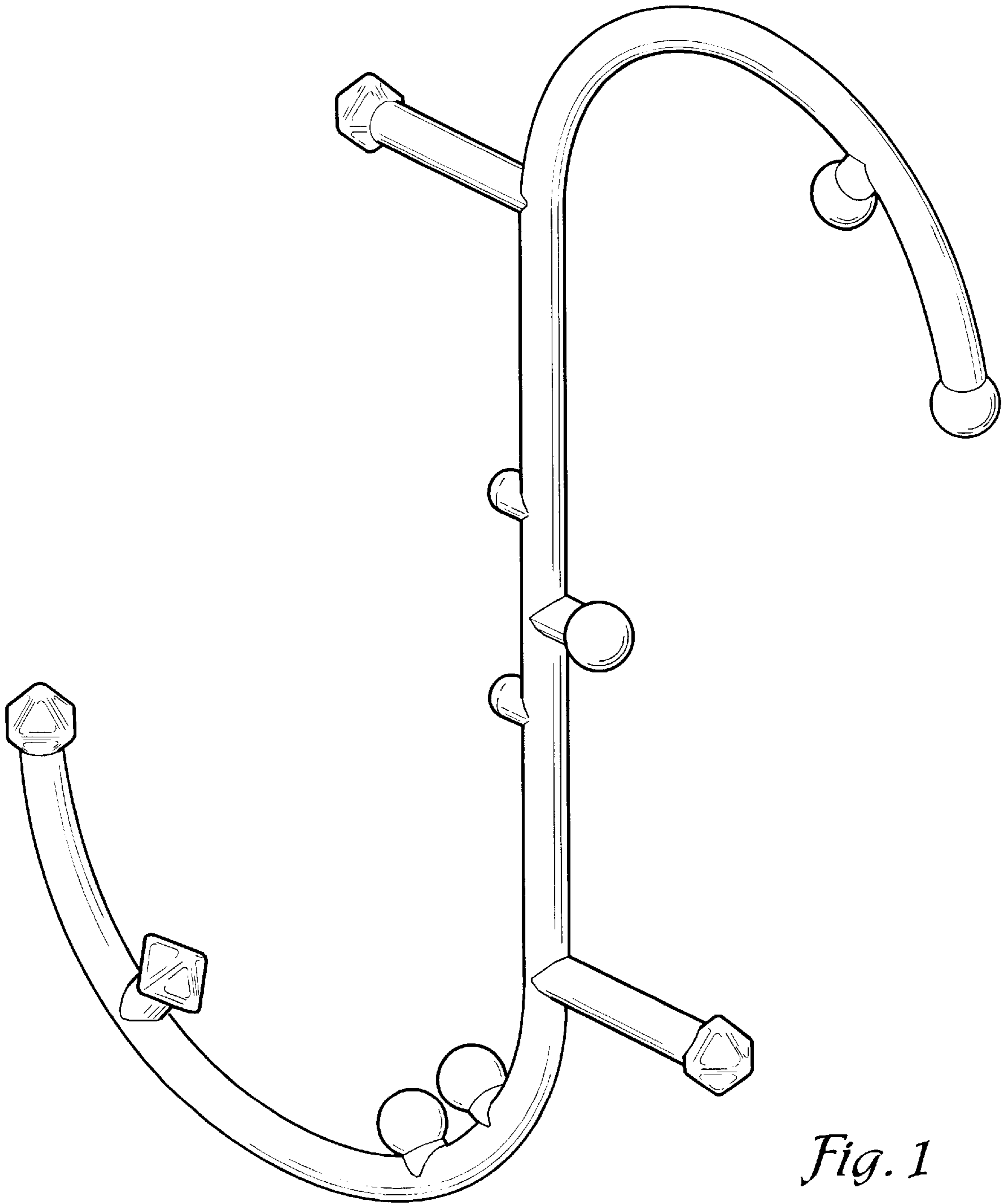
The ornamental design for a massaging tool, as shown.

**DESCRIPTION**

FIG. 1 is a perspective view of a massaging tool showing my new design;  
FIG. 2 is a front elevational view thereof;  
FIG. 3 is a left side elevational view thereof;  
FIG. 4 is a right side elevational view thereof;  
FIG. 5 is a bottom plan view thereof; and,  
FIG. 6 is a top plan view thereof.

**1 Claim, 2 Drawing Sheets**



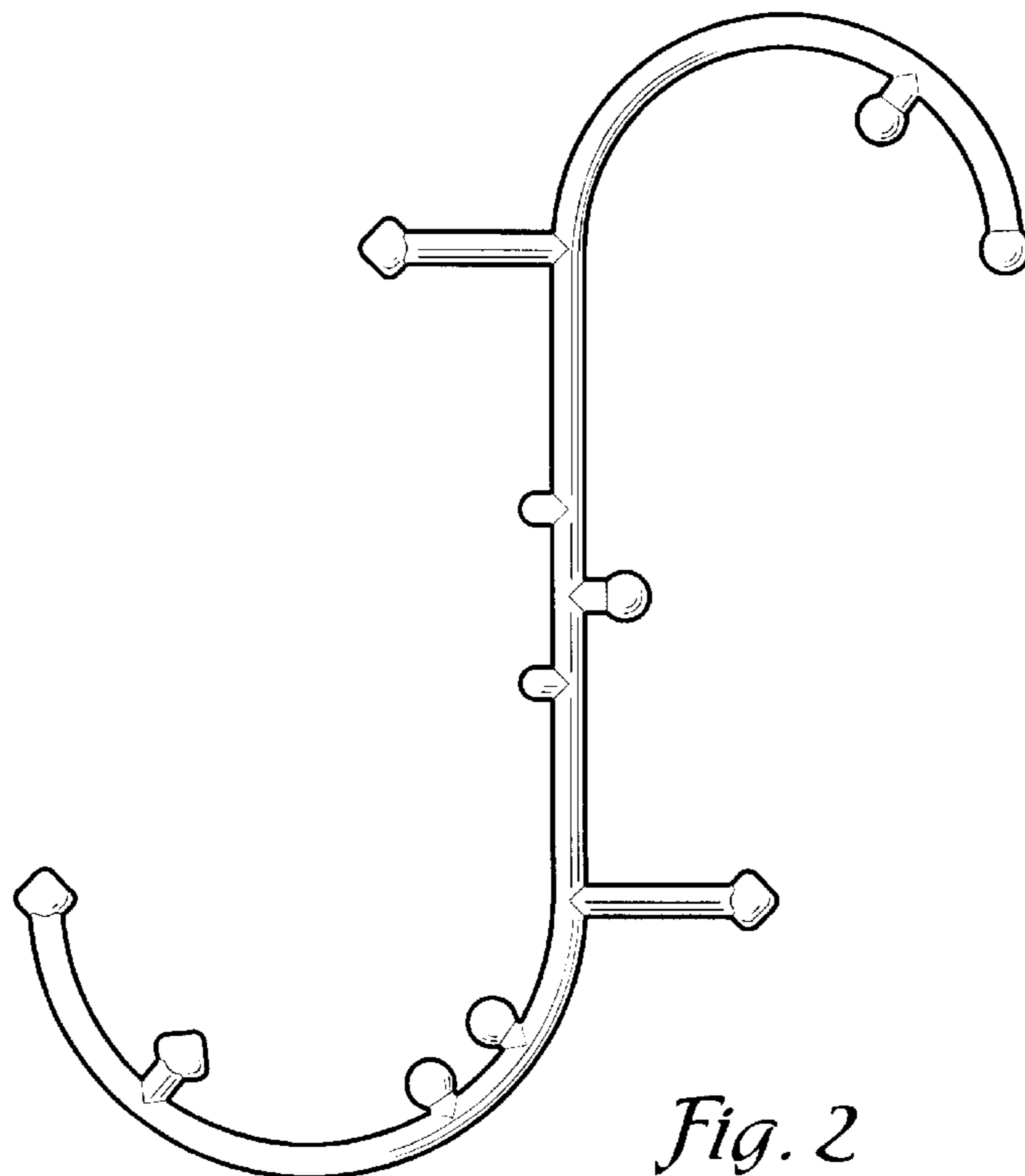




*Fig. 3*



*Fig. 5*



*Fig. 2*



*Fig. 6*



*Fig. 4*