

US00D402763S

United States Patent [19] Bring

[11] Patent Number: **Des. 402,763**

[45] Date of Patent: ****Dec. 15, 1998**

[54] **LIGHT FITTING FOR SOLARIA**

[75] Inventor: **Leif Bring**, Vimmerby, Sweden

[73] Assignee: **Vimmerbyb Industrier AB**, Sweden

[**] Term: **14 Years**

[21] Appl. No.: **67,732**

[22] Filed: **Mar. 10, 1997**

[51] **LOC (6) Cl.** **24-99**

[52] **U.S. Cl.** **D24/210; D26/78**

[58] **Field of Search** **D26/75, 76, 78;**
 362/217, 225, 223, 236, 240, 244, 246,
 249, 276; 250/504 H, 504 R, 494.1, 495.1,
 492.1; 607/88, 90, 91, 94, 95, 100; D24/209,
 210

4,740,707 4/1988 Thaw 250/504 R

5,079,682 1/1992 Roberts 362/276

5,130,553 7/1992 Amoh 250/492.1

5,347,342 9/1994 Ehr 250/504 R X

5,368,495 11/1994 Raby et al. 439/226

5,669,700 9/1997 Wendel 362/223

Primary Examiner—Susan J. Lucas
Attorney, Agent, or Firm—Sixbey, Friedman, Leedom & Ferguson; Gerald J. Ferguson, Jr.; Stuart J. Friedman

[57] CLAIM

The ornamental design for light fitting for solaria, as shown and described.

DESCRIPTION

FIG. 1 is a bottom plan view of the present invention;
 FIG. 2 is a top plan view of the invention of FIG. 1;
 FIG. 3 is a left side elevational view of the invention of FIG. 1; and ,
 FIG. 4 is a front elevational view of the invention of FIG. 1, which view is identical to the rear elevational view (not shown).

[56] **References Cited**

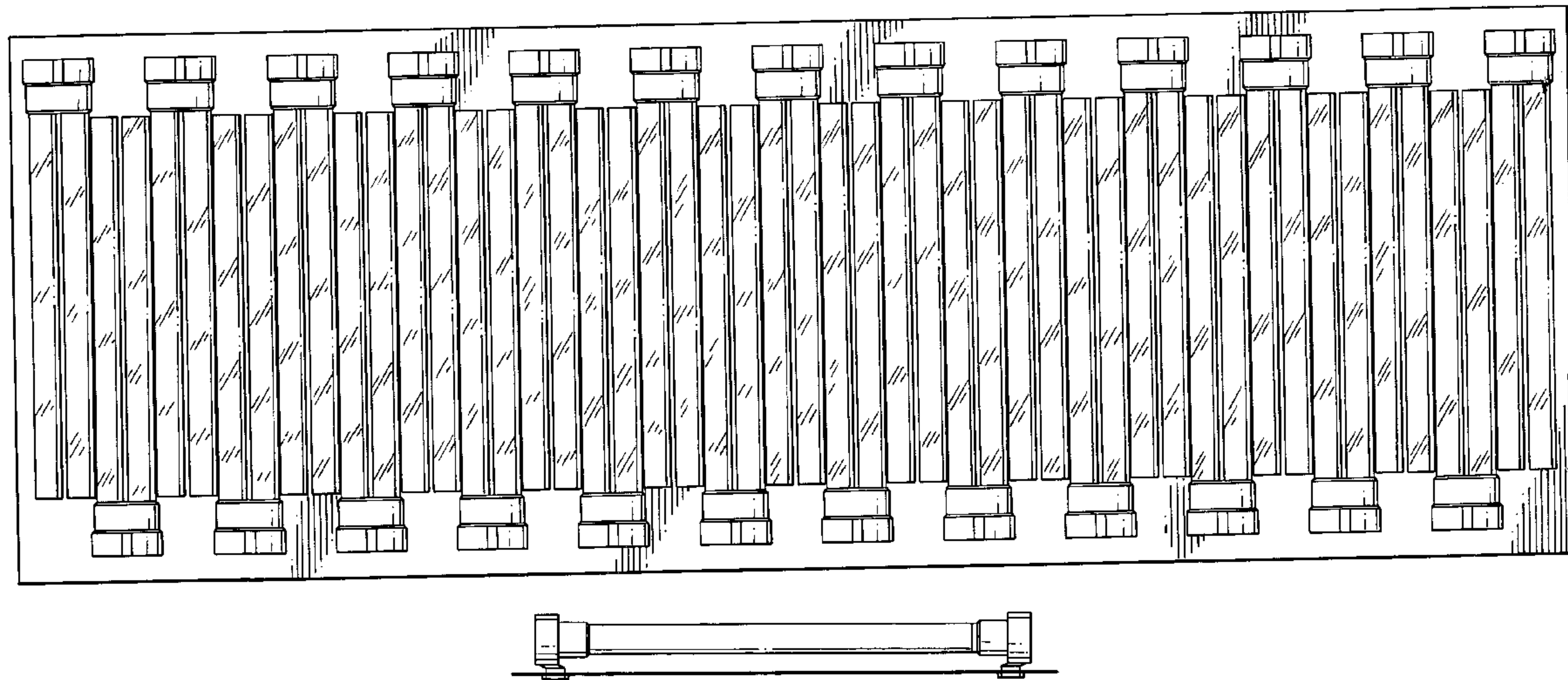
U.S. PATENT DOCUMENTS

D. 296,933 7/1988 Olsson D24/210

4,661,890 4/1987 Watanabe et al. 362/217

4,683,887 8/1987 Kramer et al. 607/91

1 Claim, 3 Drawing Sheets



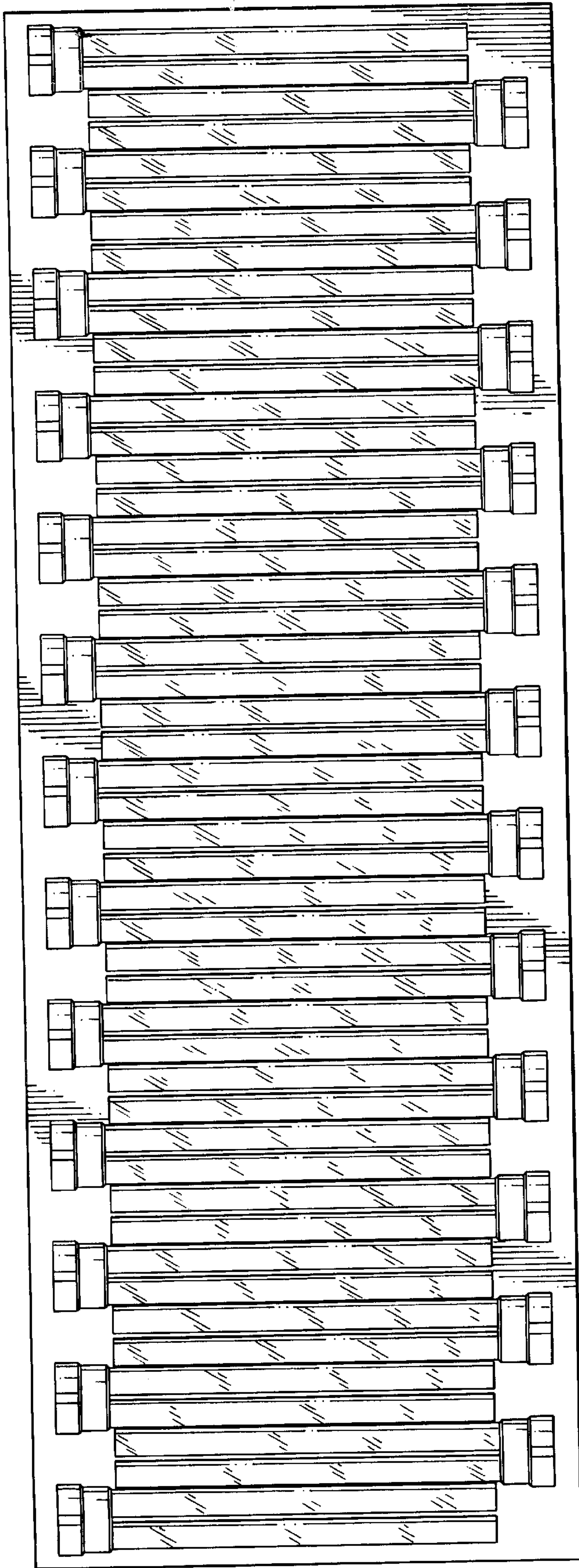


FIG. 1

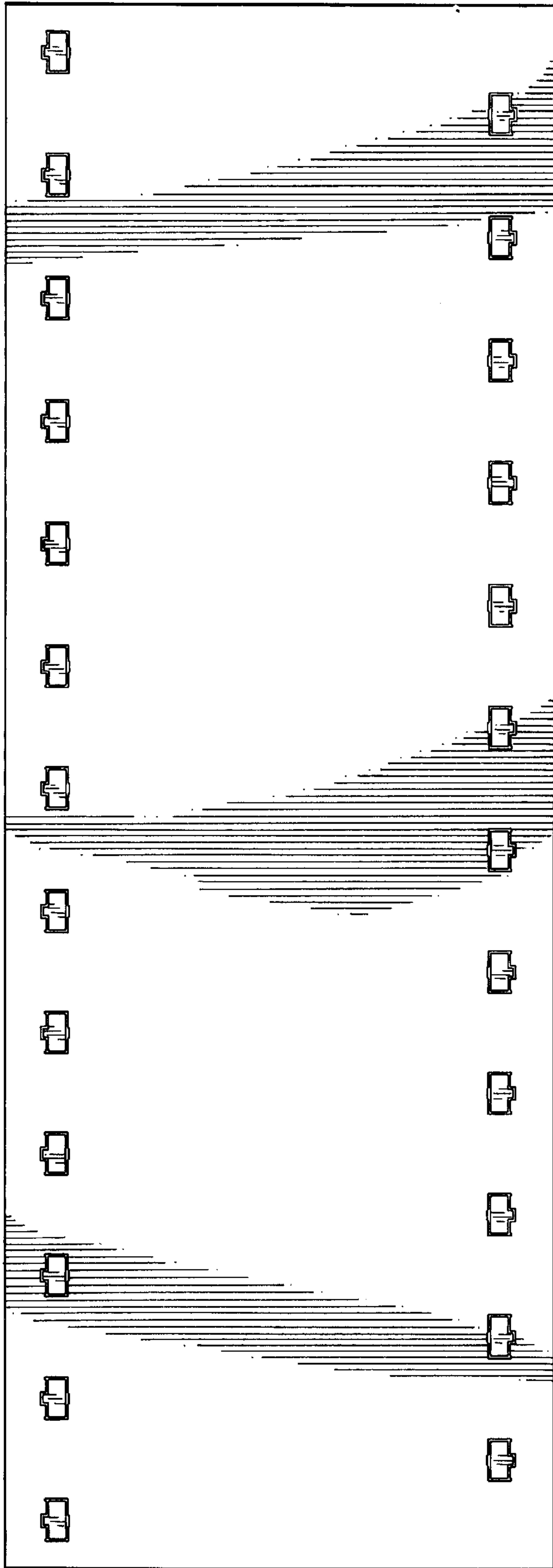


FIG.2

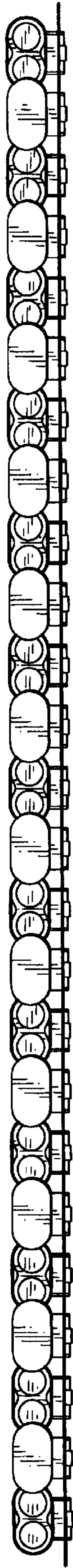


FIG. 3




FIG. 4