



US00D402740S

# United States Patent [19]

Ochi et al.

[11] Patent Number: Des. 402,740

[45] Date of Patent: \*\*Dec. 15, 1998

[54] ELECTRIC WATER CLOSET

[75] Inventors: **Kensuke Ochi; Kiyoshi Kono**, both of Nara, Japan

[73] Assignee: **Matsushita Electric Industrial Co.,Ltd.**, Japan

[\*\*] Term: **14 Years**

[21] Appl. No.: **81,938**

[22] Filed: **Jan. 12, 1998**

### [30] Foreign Application Priority Data

Jul. 30, 1997 [JP] Japan ..... 9-63362

[51] LOC (6) Cl. .... **23-02**

[52] U.S. Cl. .... **D23/311**

[58] Field of Search ..... D23/303, 313, D23/295-301; 4/222, 233, 223, 224, 231, 420.4, 217, 234, 236, 242.1, 252.1, 253, 580.1, 562.1, 536.1, 571.1, 572.1, 573.1; 422/37

### [56] References Cited

#### U.S. PATENT DOCUMENTS

D. 237,969	12/1975	Firdmon	.....	D23/311
D. 254,684	4/1980	Boyder	.....	D23/311
D. 262,733	1/1982	Biorn	.....	D23/311
D. 271,417	11/1983	Jaysesren et al.	.....	D23/311
D. 329,492	9/1992	New	.....	D23/311
D. 332,830	1/1993	Gerlach	.....	D23/311
D. 336,331	6/1993	Arroyo	.....	D23/311

#### FOREIGN PATENT DOCUMENTS

954279	5/1993	Japan .
954281	5/1996	Japan .

954732	5/1996	Japan .
955118	6/1996	Japan .
955139	6/1996	Japan .
956782	6/1996	Japan .
849263No.3	9/1996	Japan .
967345	10/1996	Japan .
979571	4/1997	Japan .

### OTHER PUBLICATIONS

Catalogue of Matsushita's "Beauty Toilette" issued on Feb. 1, 1997.

Copy of catalogue of INAX's "Shower Toilette" issued in 1993.

Copy of catalogue of TOTO's "Washlette" issued in Sep. 1996.

*Primary Examiner*—Louis S. Zarfes

*Assistant Examiner*—Eric Watterson

*Attorney, Agent, or Firm*—Saidman DesignLaw Group

### [57] CLAIM

The ornamental design for an electric water closet, as shown and described.

### DESCRIPTION

FIG. 1 is a perspective view of the top, front and left side of an electric water closet showing our new design;

FIG. 2 is a front view thereof;

FIG. 3 is a right side view thereof;

FIG. 4 is a top plan view thereof;

FIG. 5 is a left side view thereof;

FIG. 6 is a rear view thereof;

FIG. 7 is a bottom view thereof; and,

FIG. 8 is a perspective reference view with the lid in open condition thereof.

**1 Claim, 4 Drawing Sheets**

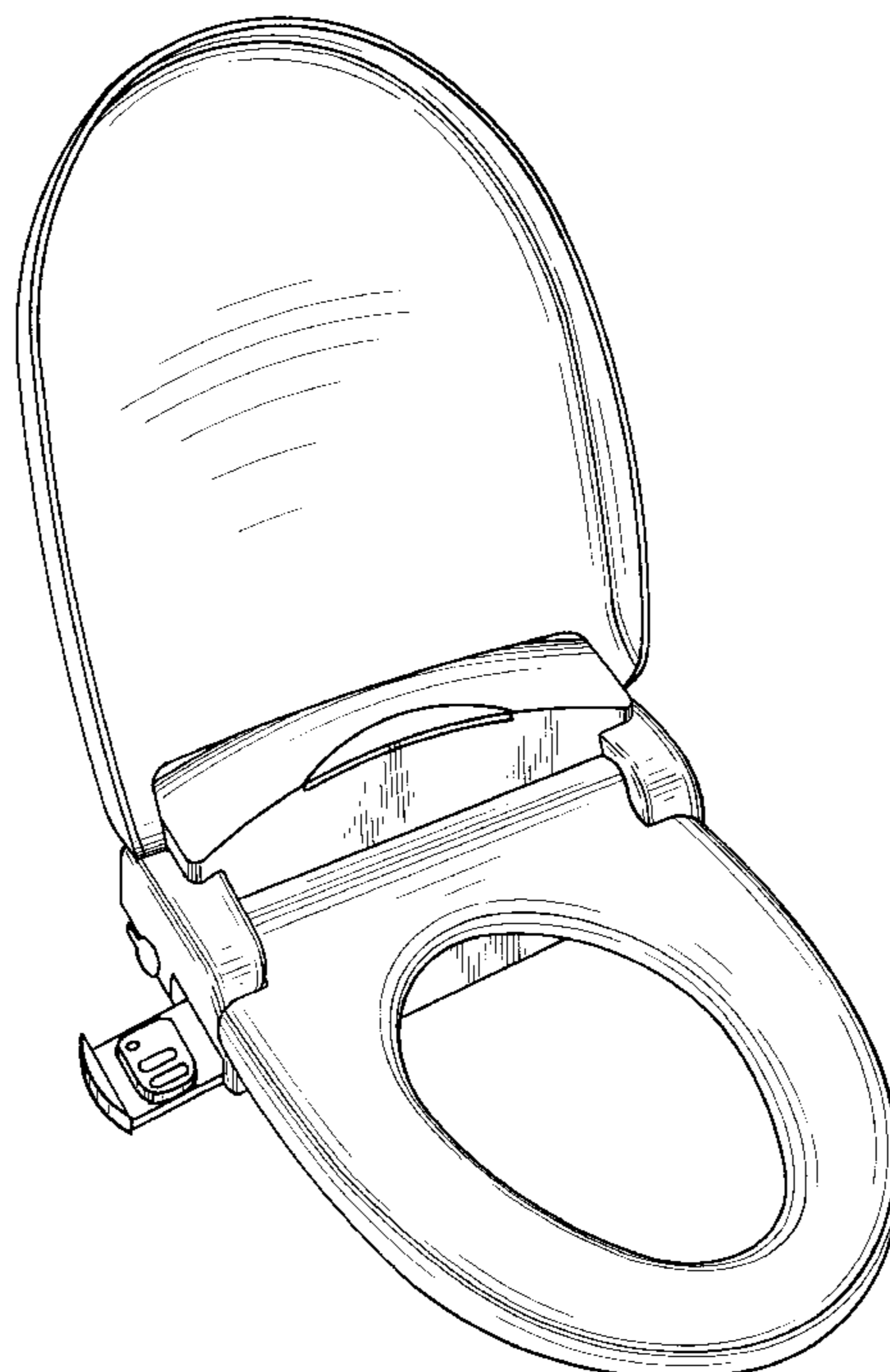


FIG. 1

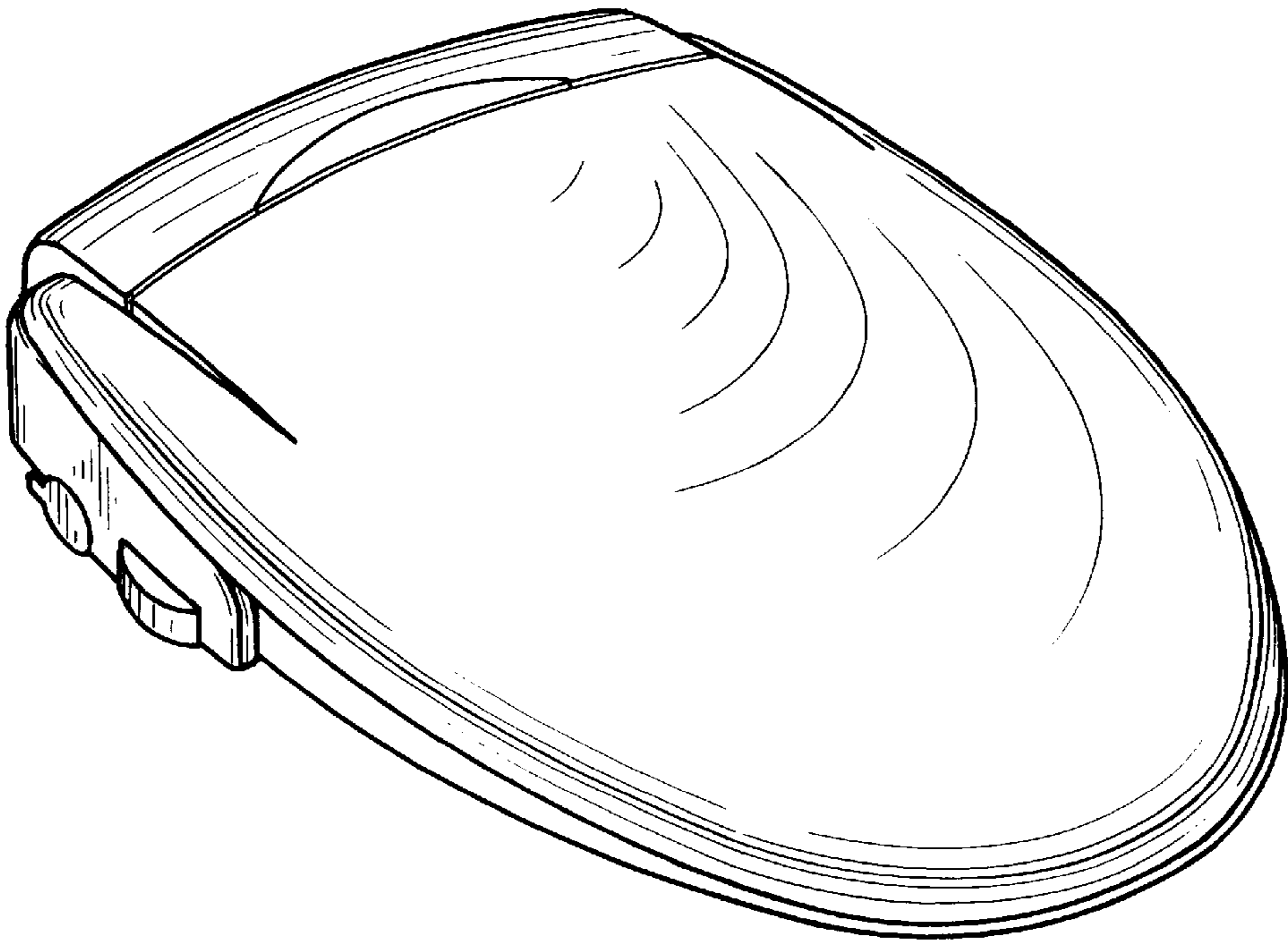


FIG. 2

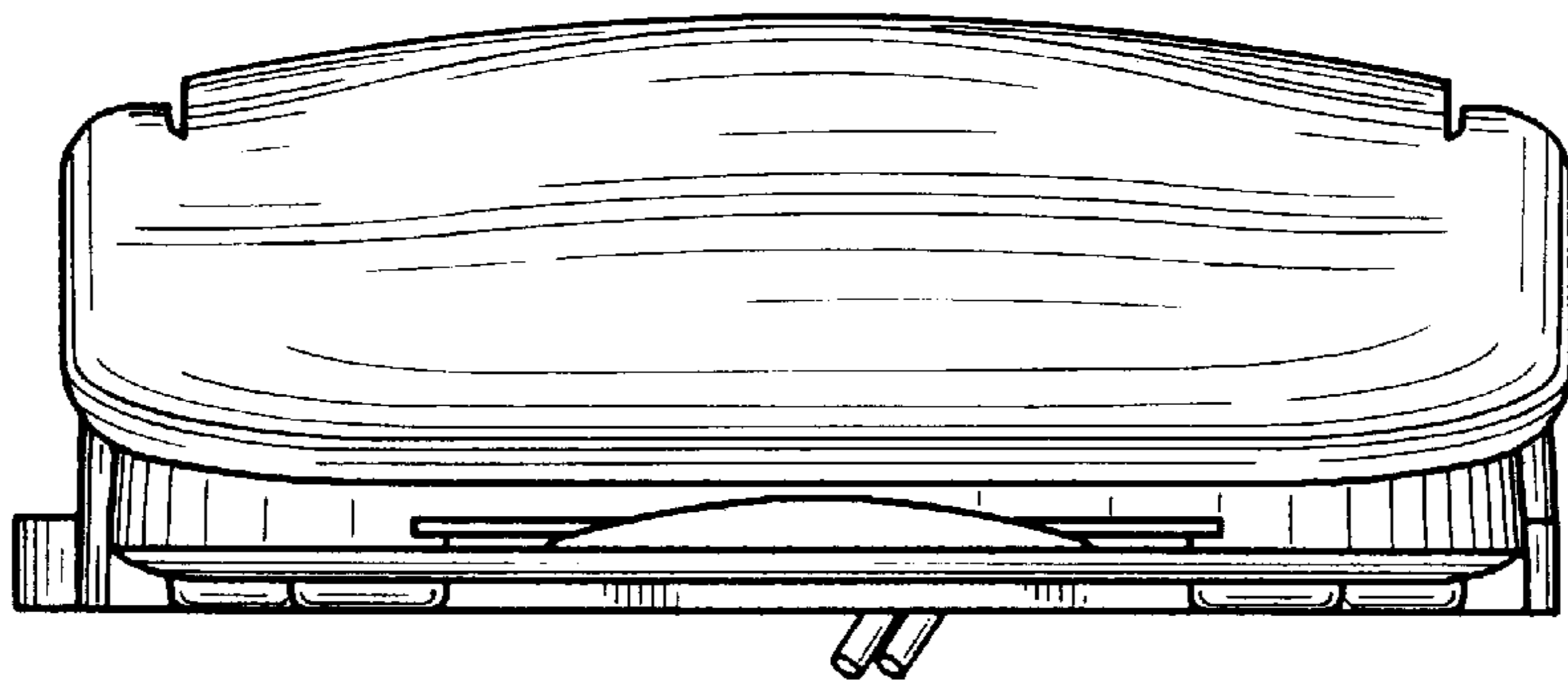


FIG. 3

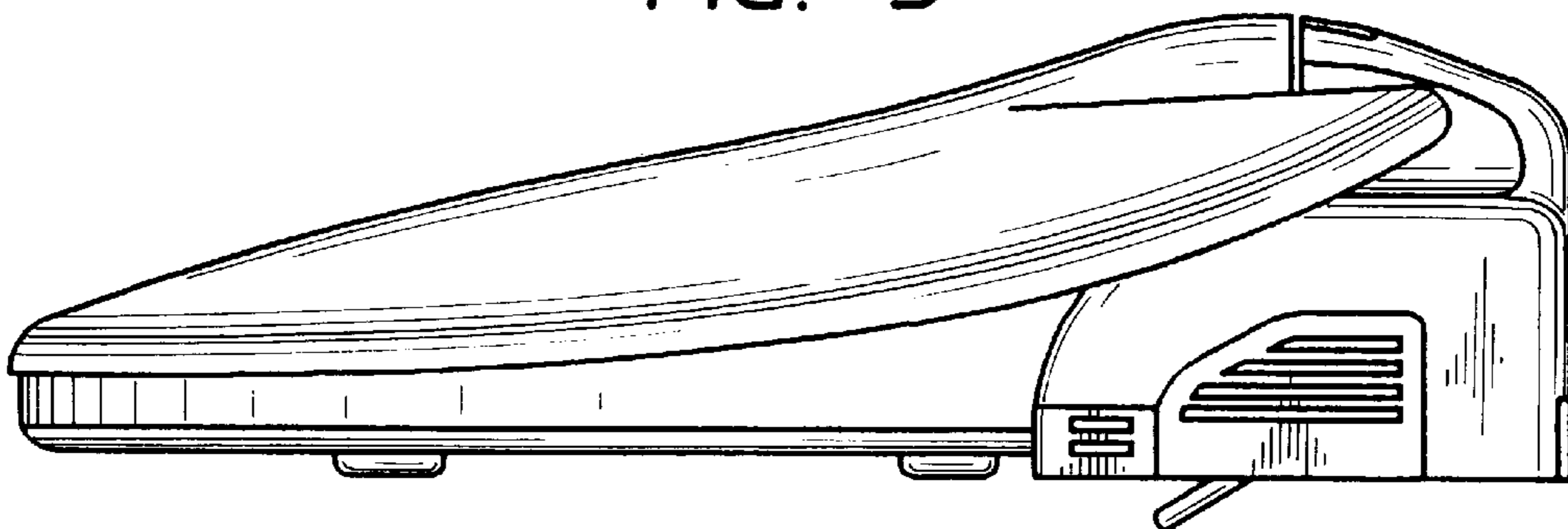


FIG. 4

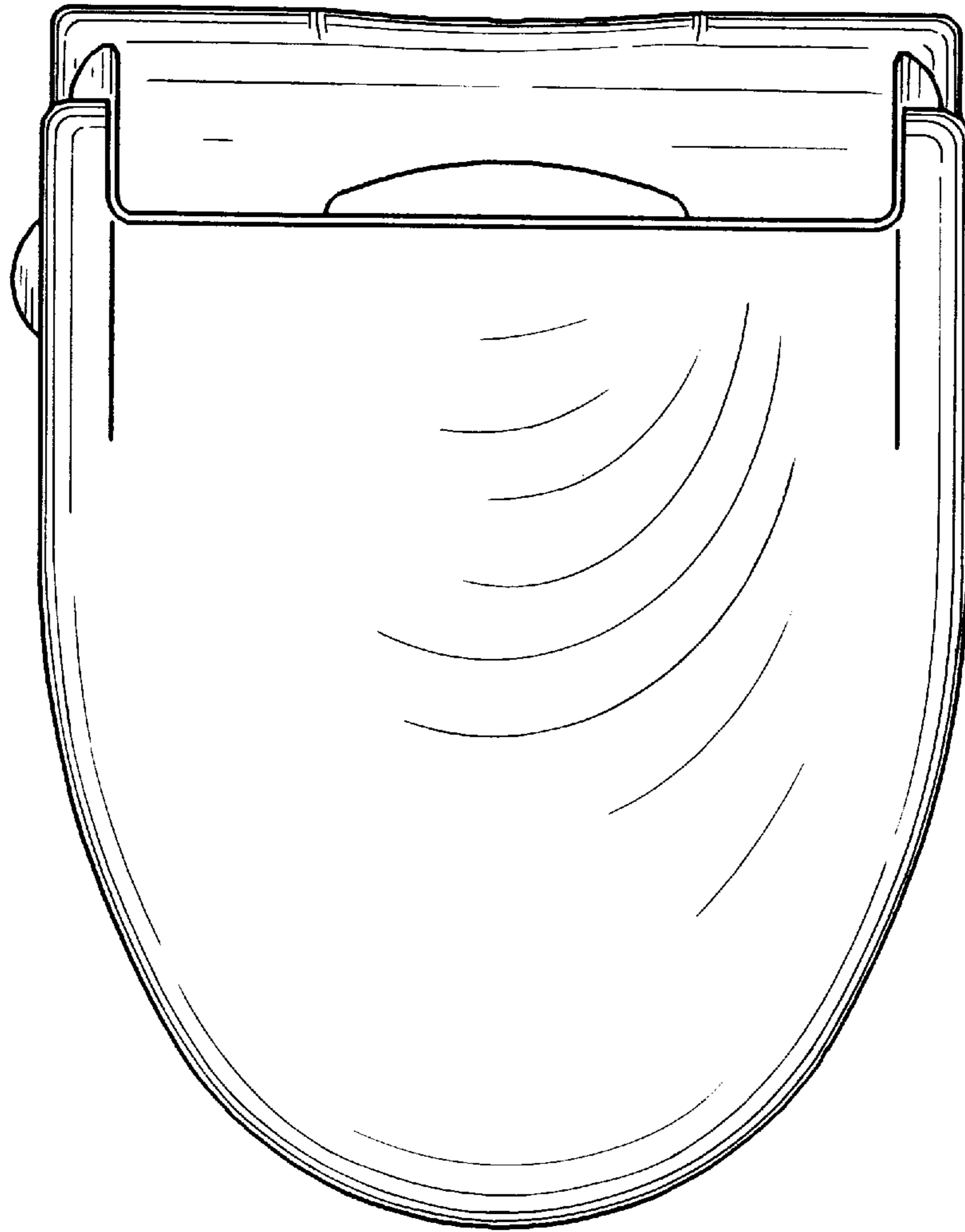


FIG. 5

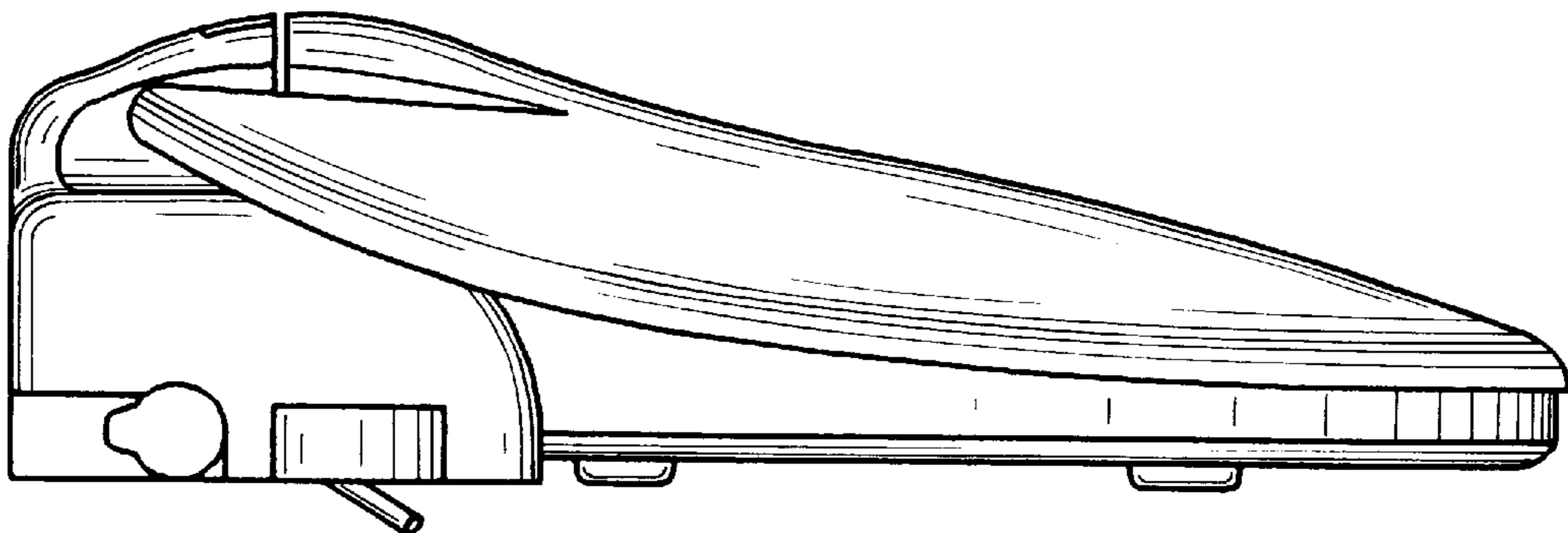


FIG. 6


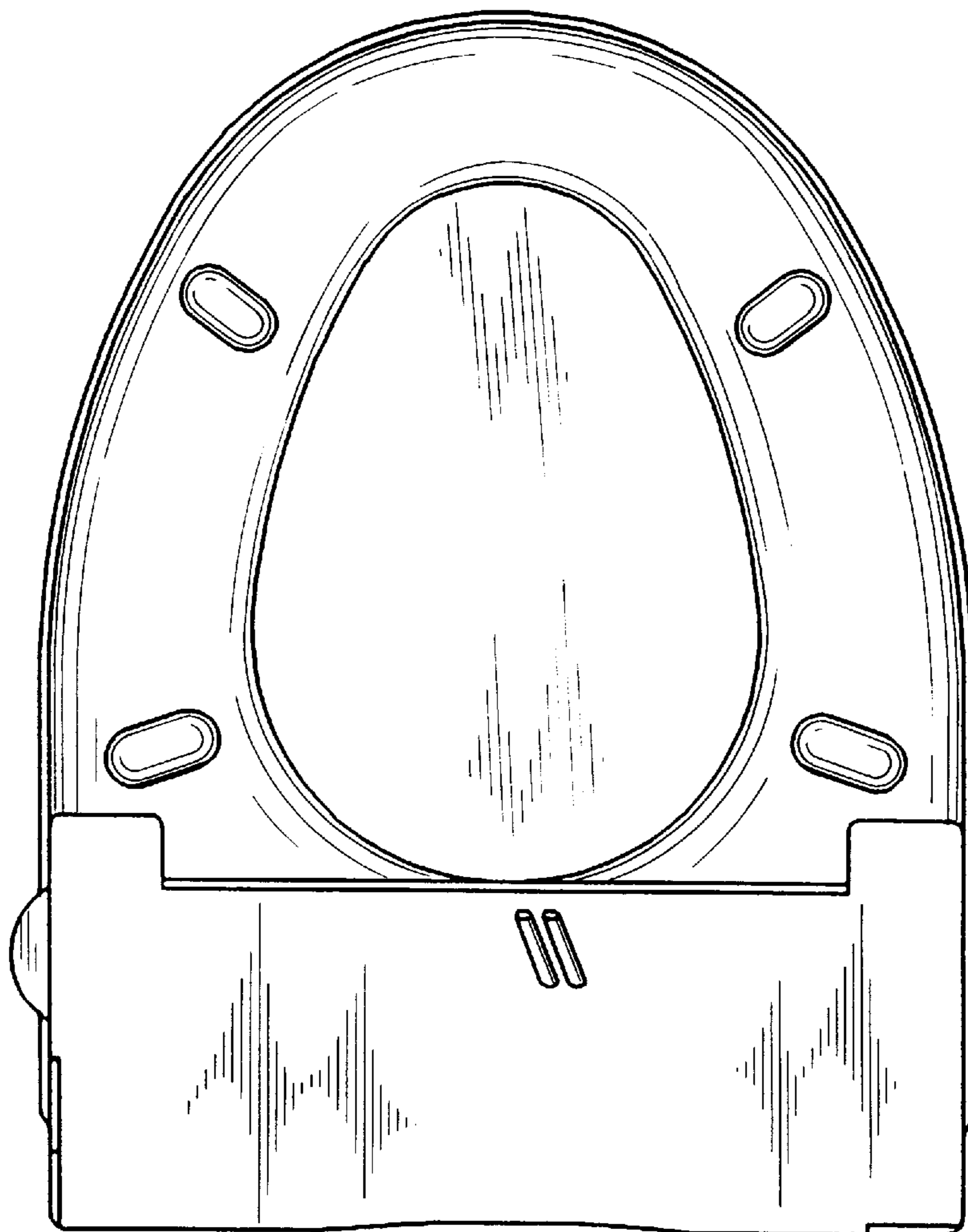


FIG. 7



*FIG. 8*

