



US00D402702S

United States Patent [19]
Seelig et al.

[11] **Patent Number: Des. 402,702**

[45] **Date of Patent: **Dec. 15, 1998**

[54] **SLOT MACHINE HOUSING** 5,662,333 9/1997 Allen 273/371

[75] Inventors: **Mac R. Seelig; Jerald Seelig**, both of Absecon, N.J.; **Donald Stephan**, Carson City, Nev.

Primary Examiner—Sandra L. Morris
Attorney, Agent, or Firm—Norman E. Lehrer

[73] Assignee: **Atlantic City Coin & Slot Service Company, Inc.**, Pleasantville, N.J.

[57] **CLAIM**

[**] Term: **14 Years**

The ornamental design for a “slot machine housing”, as shown and described.

[21] Appl. No.: **82,482**

DESCRIPTION

[22] Filed: **Jan. 23, 1998**

[51] **LOC (6) Cl.** **21-02**

[52] **U.S. Cl.** **D21/37**

[58] **Field of Search** D20/1, 2; D21/37, D21/38, 41; 273/138.1, 137, 142 R, 143 R, 145 A, 371; 463/20

FIG. 1 is a front and left side perspective view of a “slot machine housing” showing our new design, the front and right side being essentially a mirror image thereof;

FIG. 2 is a rear elevational thereof;

FIG. 3 is a top plan view thereof; and,

FIG. 4 is a bottom plan view thereof.

[56] **References Cited**

U.S. PATENT DOCUMENTS

D. 306,877 3/1990 Guetat D20/1

1 Claim, 2 Drawing Sheets




Fig. 1




Fig. 2

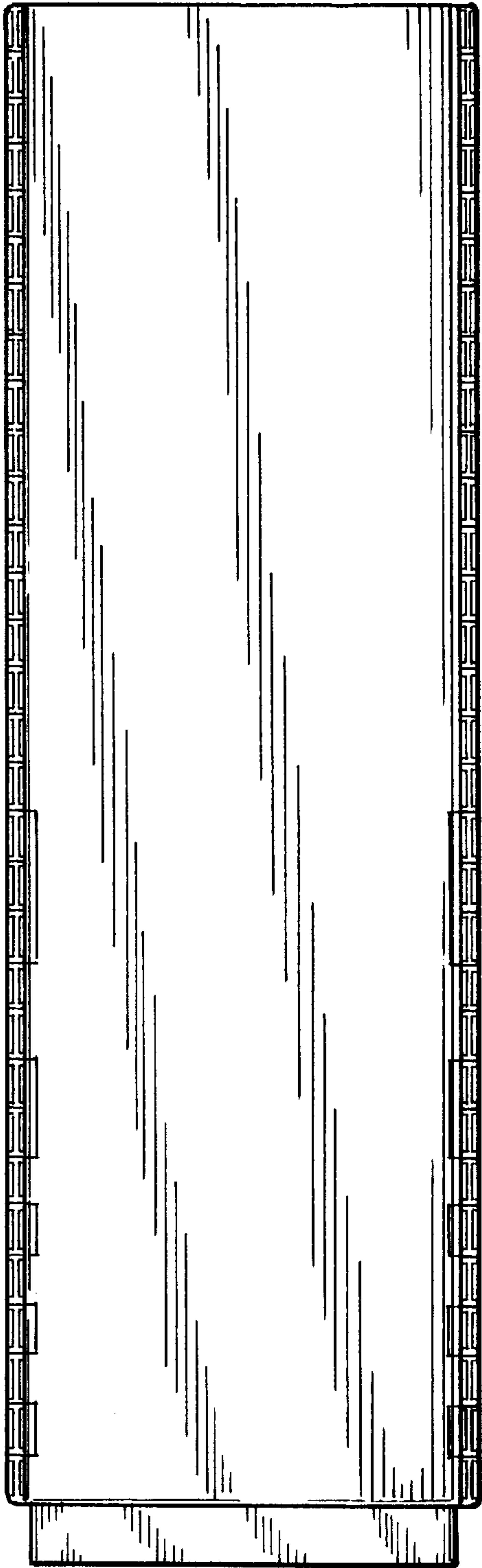


Fig. 3

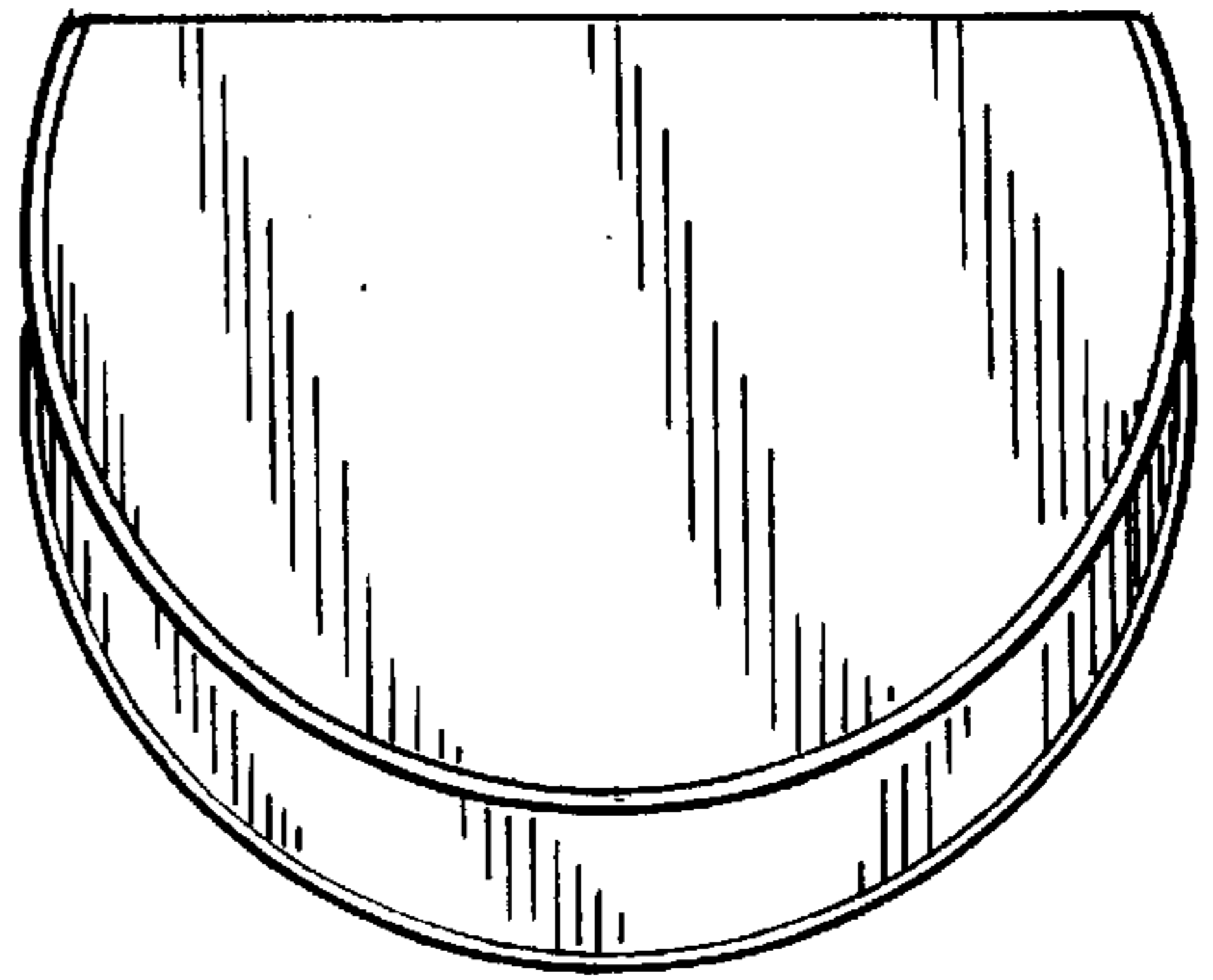


Fig. 4

