



US00D402694S

# United States Patent [19]

Perrin et al.

[11] Patent Number: Des. 402,694

[45] Date of Patent: \*\*\*Dec. 15, 1998

[54] **WRITING INSTRUMENT**

[75] Inventors: **Alain-Dominique Perrin**, Rueil Malmaison; **Jacques Diltoer**, Villeneuve-la-Garenne, both of France

[73] Assignee: **Cartier International B.V.**, Amsterdam-C, Netherlands

[\*] Notice: The term of this patent shall not extend beyond the expiration date of Pat. No. Des. 397,149.

[\*\*] Term: **14 Years**

[21] Appl. No.: **75,259**

[22] Filed: **Aug. 12, 1997**

[30] **Foreign Application Priority Data**

Feb. 12, 1997 [FR] France ..... 97 0814

[51] **LOC (6) Cl.** ..... **19-06**

[52] **U.S. Cl.** ..... **D19/51; D19/48; D19/56; D19/57**

[58] **Field of Search** ..... D19/35, 36, 41-51, D19/53-58, 81-85; 401/99, 100, 221, 222, 202, 223, 243-247

[56] **References Cited**

**U.S. PATENT DOCUMENTS**

D. 116,097	8/1939	Parker et al. ....	D19/51
D. 160,180	9/1950	Kovacs .....	D19/47 X
D. 163,845	7/1951	Beckstrom .....	D19/43 X
D. 195,750	7/1963	Rösler et al. ....	D19/51
D. 253,595	12/1979	Vong .....	D19/36 X
2,233,846	3/1941	Packard .....	401/221

*Primary Examiner*—Martie K. Holtje  
*Attorney, Agent, or Firm*—IP Group Of Pillsbury Madison & Sutro LLP

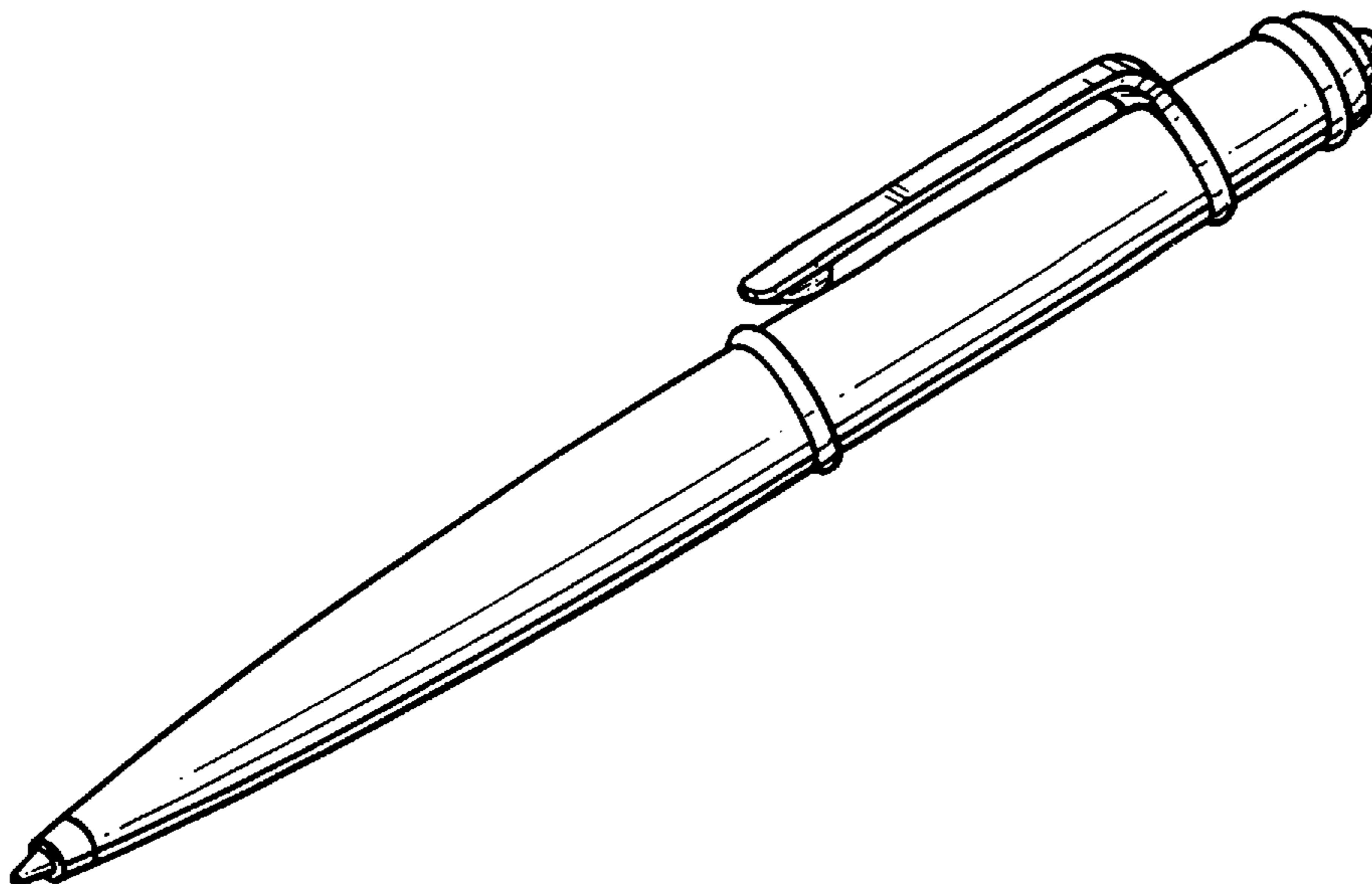
[57] **CLAIM**

The ornamental design for a writing instrument, as shown and described.

**DESCRIPTION**

FIG. 1 is a perspective view of the writing instrument showing our new design;  
FIG. 2 is a front elevational view thereof;  
FIG. 3 is a rear elevational view thereof;  
FIG. 4 is a top view thereof;  
FIG. 5 is a bottom view thereof;  
FIG. 6 is a left side view thereof; and,  
FIG. 7 is a right side view thereof.

**1 Claim, 2 Drawing Sheets**



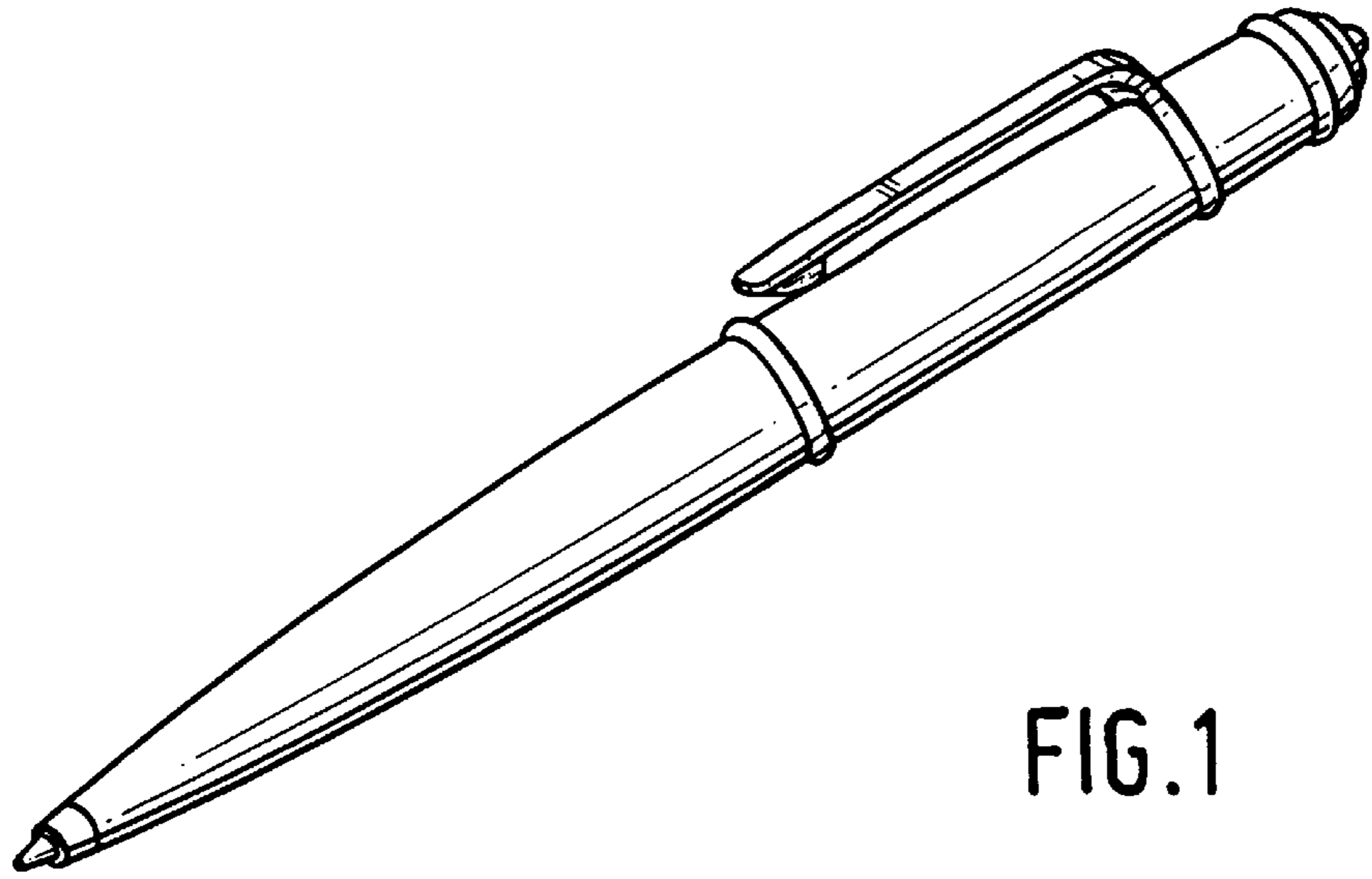


FIG. 1



FIG. 2



FIG. 3



FIG. 4




FIG. 5

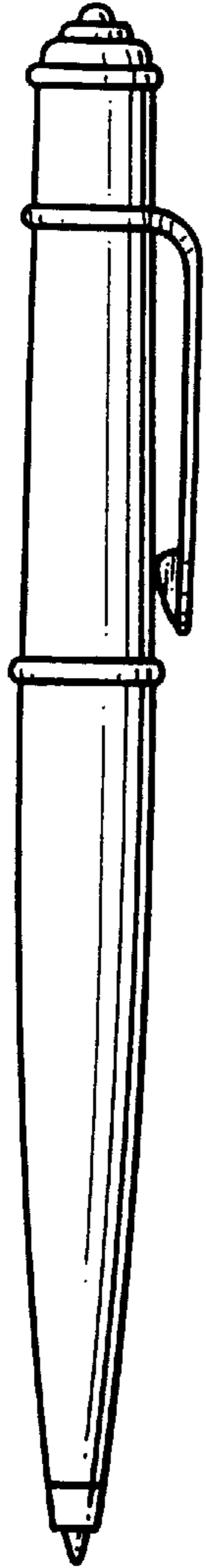


FIG.6



FIG.7