



US00D402690S

United States Patent [19]
Hazzard

[11] **Patent Number: Des. 402,690**

[45] **Date of Patent: **Dec. 15, 1998**

[54] **STYLUS TIP PEN**

[75] Inventor: **Thomas B. Hazzard**, Providence, R.I.

[73] Assignee: **ttools, LLC**, Providence, R.I.

[**] Term: **14 Years**

[21] Appl. No.: **87,768**

[22] Filed: **May 8, 1998**

[51] **LOC (6) Cl.** **19-06**

[52] **U.S. Cl.** **D19/51; D19/41; D19/56; D19/55**

[58] **Field of Search** D19/35, 36, 41-51, D19/53-58, 81-85; 401/6, 7, 99, 100, 103, 209, 221, 258; 24/10 R

[56] **References Cited**

U.S. PATENT DOCUMENTS

- D. 178,033 6/1956 Young et al. D19/51
- D. 198,348 6/1964 Fehling et al. D19/51

- D. 253,660 12/1979 Carre D19/56 X
- D. 280,421 9/1985 Giugiaro D19/49
- D. 374,251 10/1996 Briggl D19/48
- 1,923,153 8/1933 Lang 24/10 R

Primary Examiner—Martie K. Holtje
Attorney, Agent, or Firm—Barlow, Josephs & Holmes

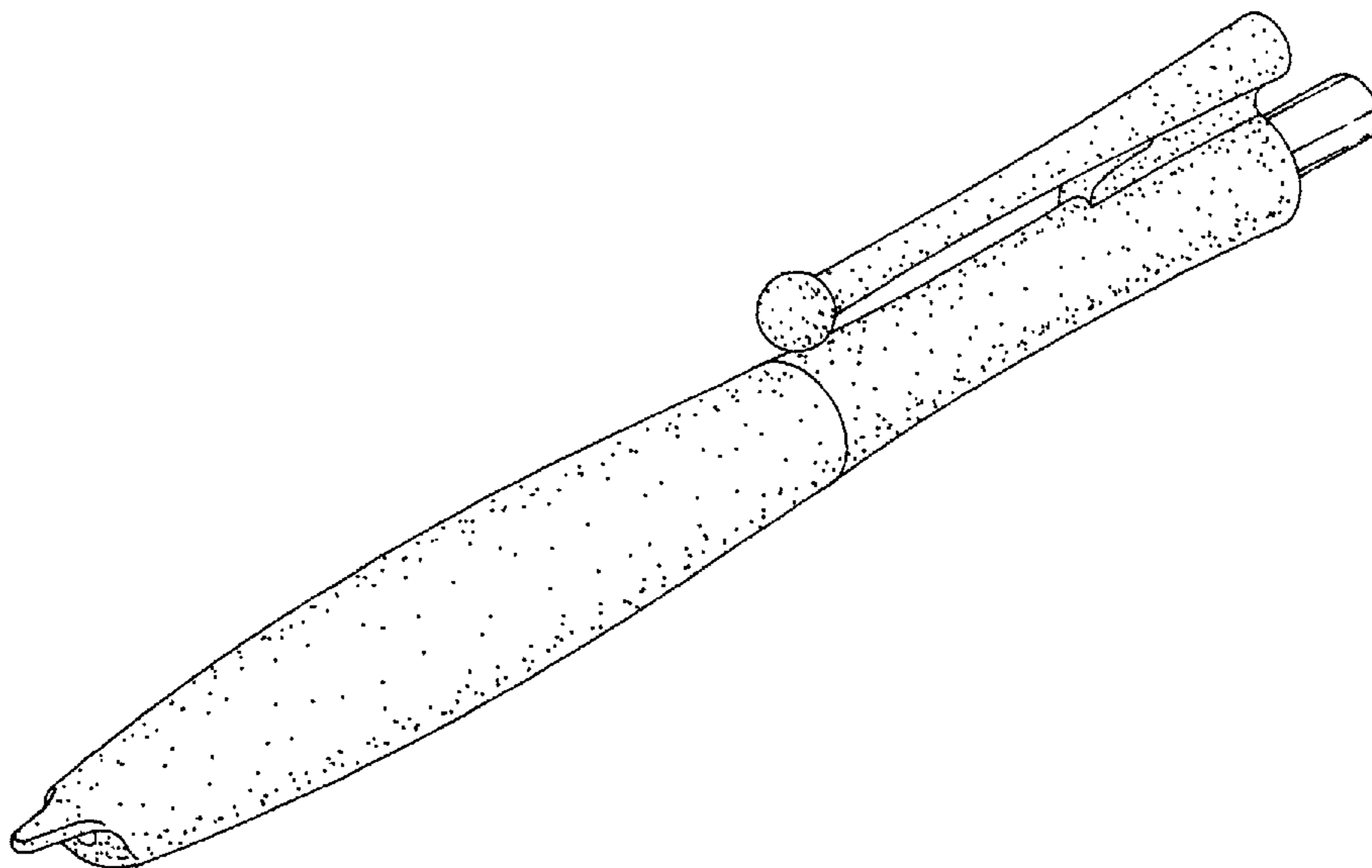
[57] **CLAIM**

The ornamental design for a stylus tip pen, as shown.

DESCRIPTION

FIG. 1 is a perspective view showing my new ornamental design for a stylus tip pen;
FIG. 2 is a right side view thereof;
FIG. 3 is a left side view thereof;
FIG. 4 is a front view thereof;
FIG. 5 is a rear view thereof;
FIG. 6 is a top view thereof; and,
FIG. 7 is a bottom view thereof.

1 Claim, 2 Drawing Sheets



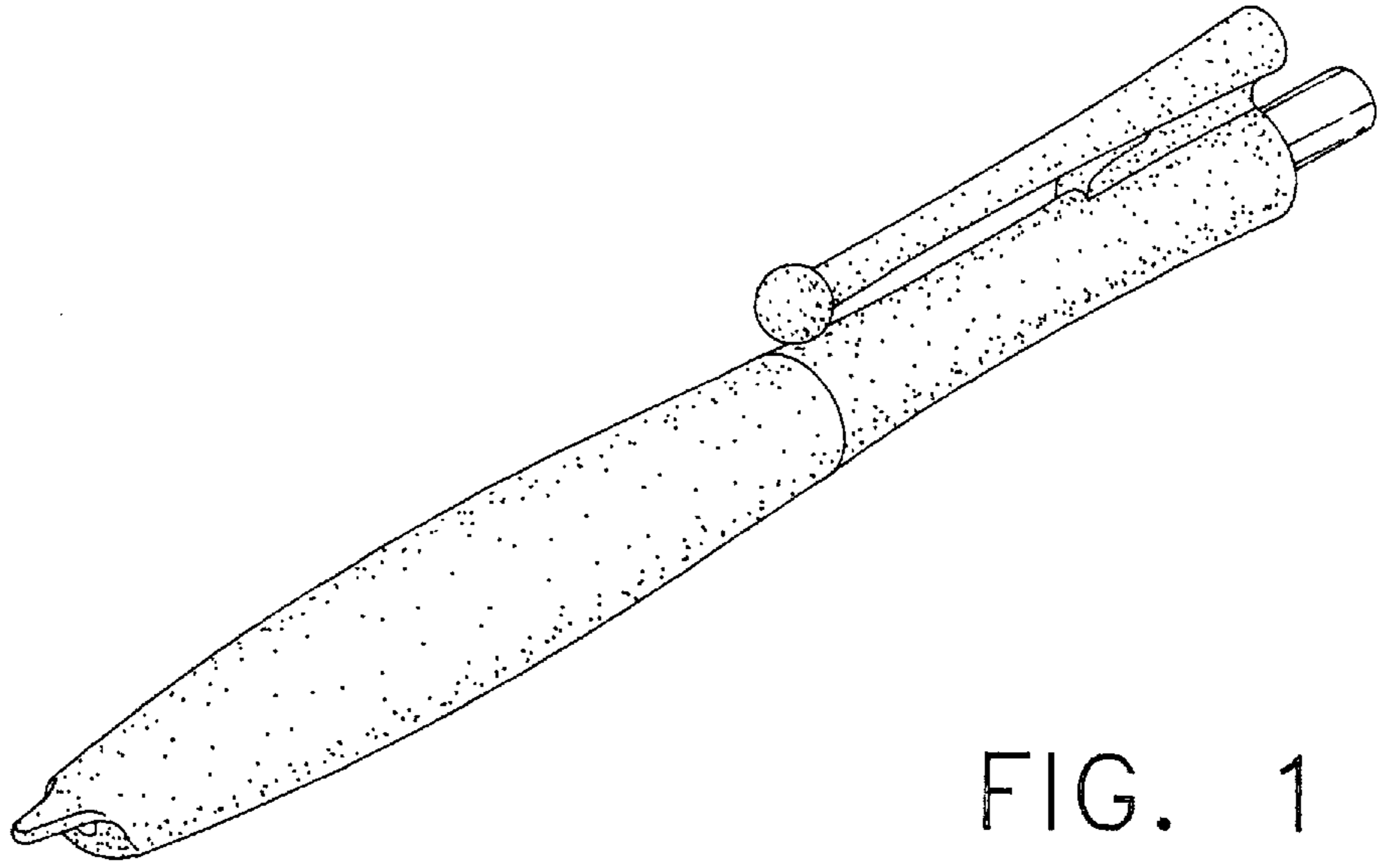


FIG. 1

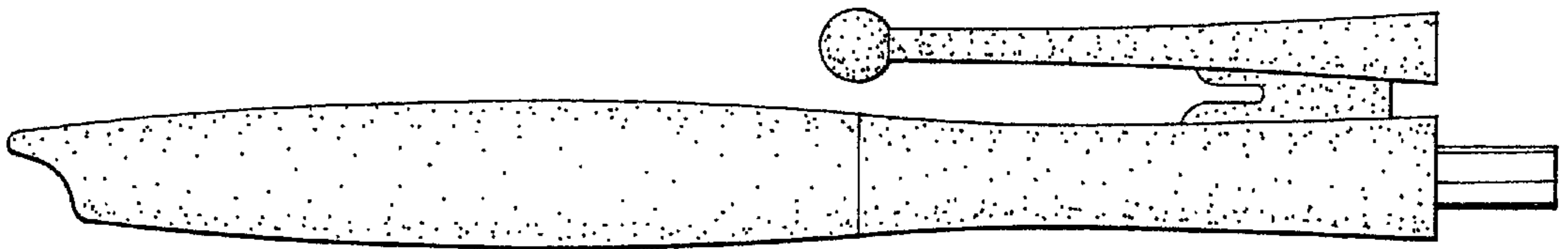


FIG. 2

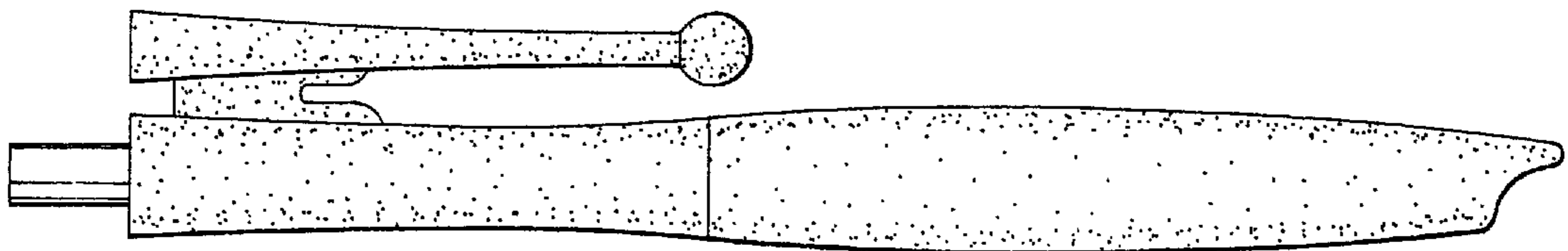


FIG. 3

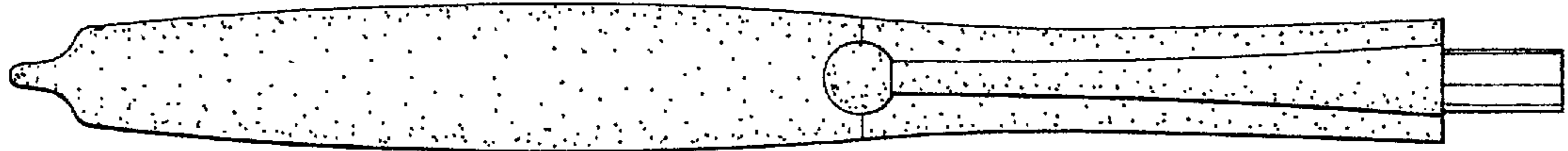


FIG. 4



FIG. 5

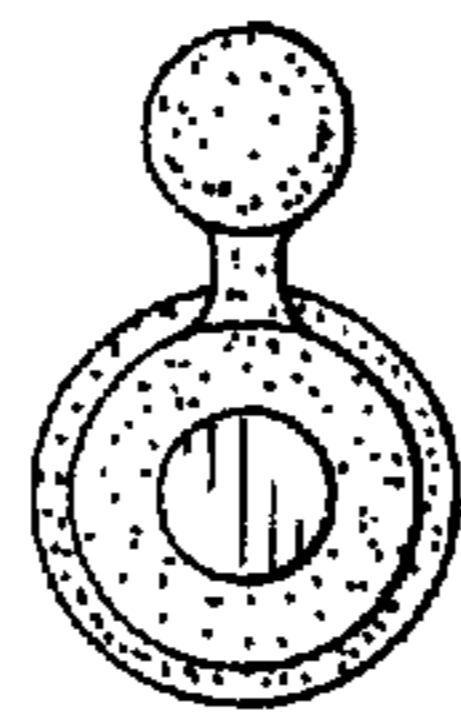


FIG. 6

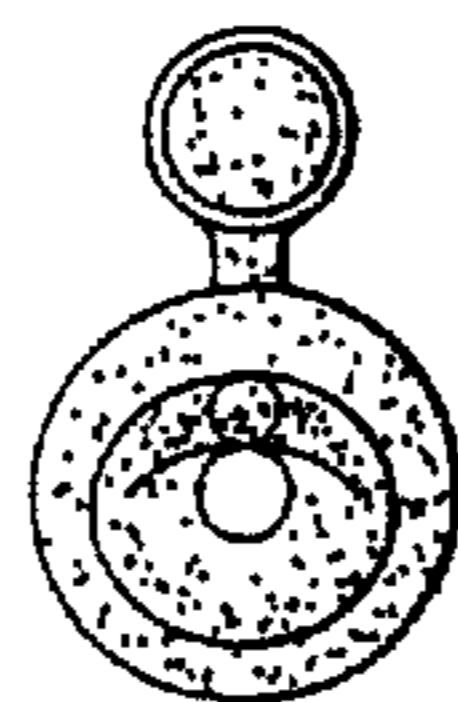


FIG. 7