



US00D402614S

United States Patent [19] Martinez

[11] **Patent Number: Des. 402,614**

[45] **Date of Patent: **Dec. 15, 1998**

[54] **WHEEL COVER**

[76] Inventor: **Salvador L. Martinez**, 4831 Bayside Way, Oakley, Calif. 94561

[**] Term: **14 Years**

[21] Appl. No.: **85,938**

[22] Filed: **Apr. 2, 1998**

[51] **LOC (6) Cl.** **12-16**

[52] **U.S. Cl.** **D12/213**

[58] **Field of Search** D12/204-213;
D9/454; D34/11; D7/538; 301/37.1, 37.42,
37.26, 108.1, 108.5; 220/908, 912

[56] **References Cited**

U.S. PATENT DOCUMENTS

D. 305,635	1/1990	Pope	D12/213
D. 336,460	6/1993	Marquez	D12/213
D. 340,220	10/1993	Rocamora et al.	D12/213
D. 340,439	10/1993	Carbone	D12/213
D. 377,162	1/1997	Maynard	D12/213

D. 377,332	1/1997	Cruz, III	D12/213
D. 379,171	5/1997	Hope et al.	D12/213
D. 379,172	5/1997	Hale	D12/213
D. 390,181	2/1998	Morrison	D12/213
5,423,599	6/1995	Sherod et al.	301/37.1
5,524,972	6/1996	Cailor et al.	301/37.42

Primary Examiner—Jeffrey Asch
Assistant Examiner—Stacia Sinuik

[57] **CLAIM**

The ornamental design for a wheel cover, as shown and described.

DESCRIPTION

FIG. 1 is a front elevational view of the wheel cover showing my new design;
FIG. 2 is a rear elevational view thereof;
FIG. 3 is a right side view thereof;
FIG. 4 is a left side view thereof;
FIG. 5 is a top plan view thereof; and,
FIG. 6 is a bottom plan view thereof.

1 Claim, 3 Drawing Sheets






Fig. 1




Fig. 2

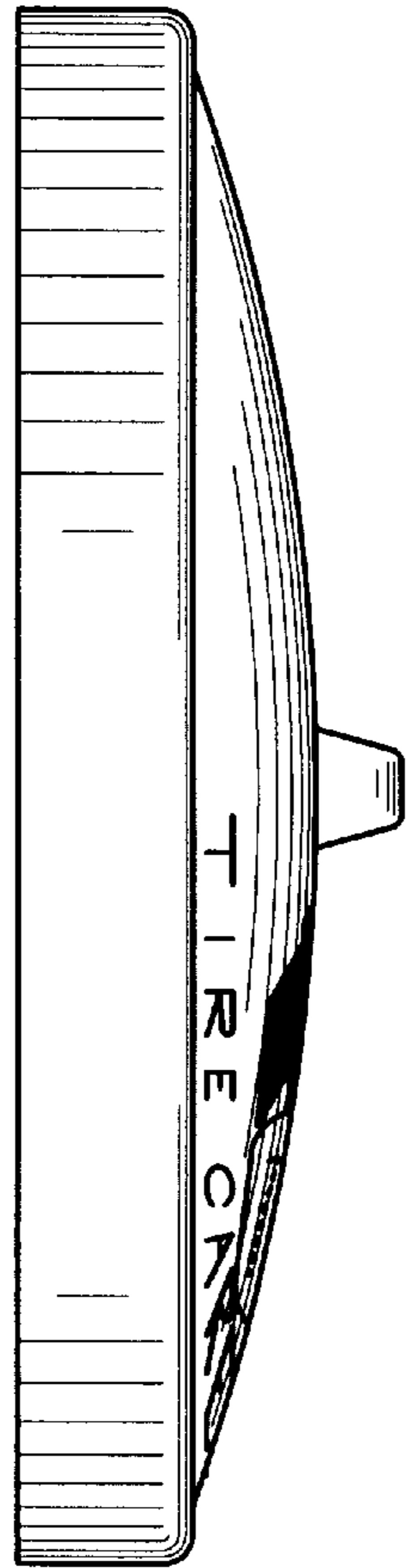


Fig. 3

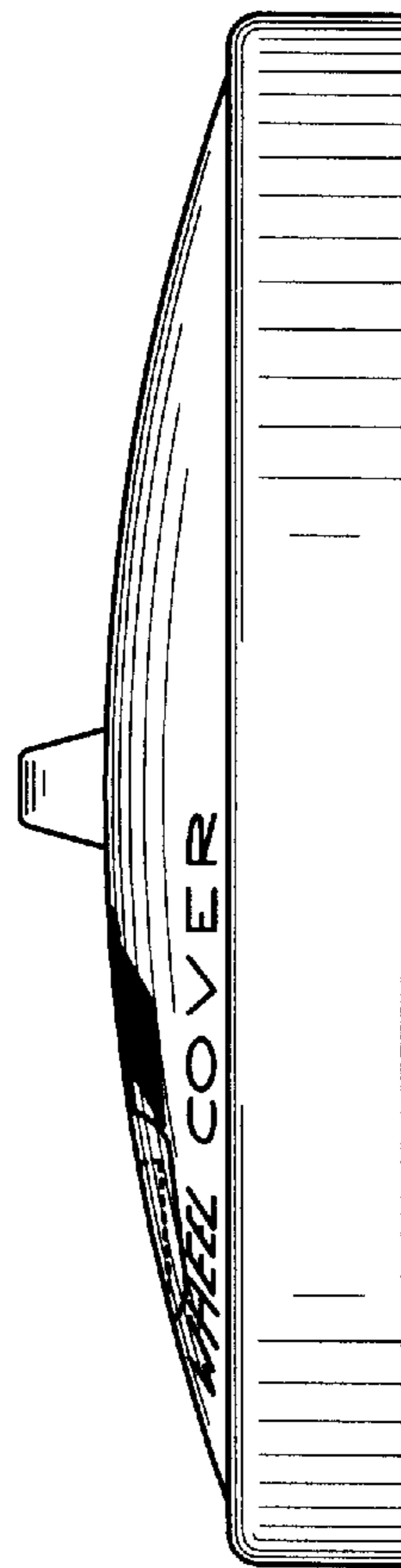


Fig. 4

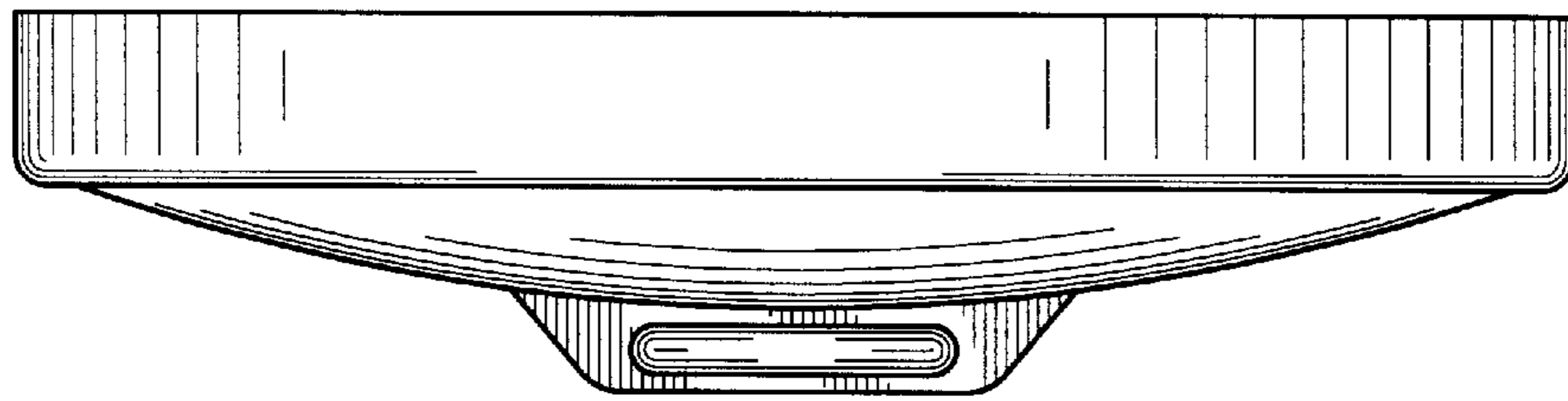


Fig. 5

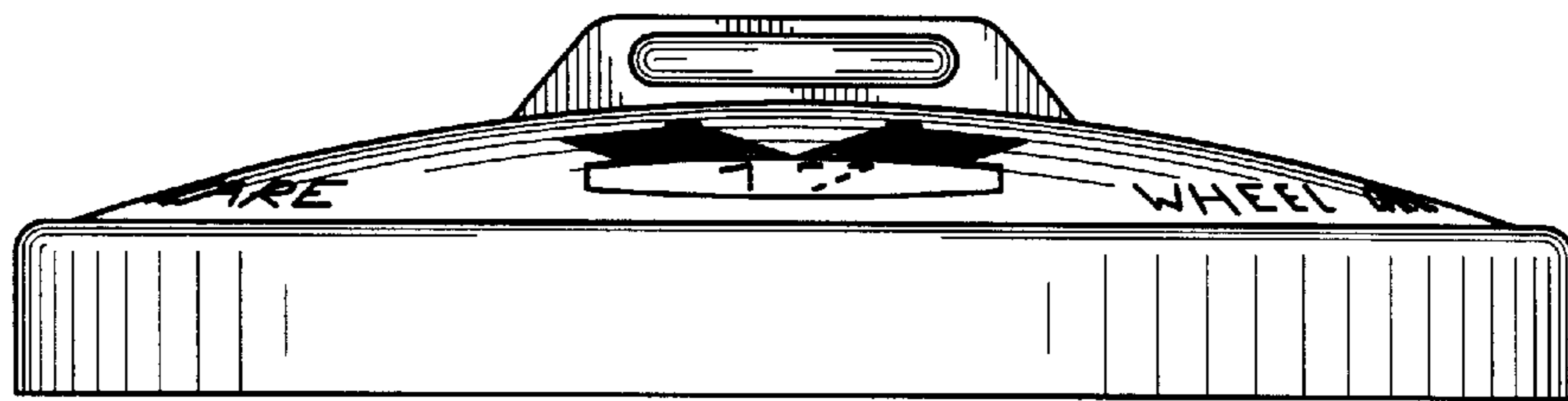


Fig. 6