



US00D402610S

United States Patent [19] Spencer

[11] Patent Number: Des. 402,610

[45] Date of Patent: ***Dec. 15, 1998

[54] QUILTED LICENSE PLATE FRAME

D. 379,450 5/1997 Clark et al. D12/193
D. 385,244 10/1997 Spencer D12/193

[76] Inventor: Paul E. Spencer, 6733 Northface Ln., Colorado Springs, Colo. 80919

Primary Examiner—James Gandy
Assistant Examiner—Stacia Sinuik
Attorney, Agent, or Firm—Timothy T. Tyson; Freilich, Hornbacker & Rosen

[*] Notice: The term of this patent shall not extend beyond the expiration date of Pat. No. D. 385,244.

[**] Term: 14 Years

[57] CLAIM

The ornamental design for a quilted license plate frame, as shown and described.

[21] Appl. No.: 81,287

DESCRIPTION

[22] Filed: Dec. 29, 1997

[51] LOC (6) Cl. 12-16

[52] U.S. Cl. D12/193

[58] Field of Search D12/193; D6/300-303, D6/310-313; D11/99, 133; D20/35, 13; 40/200-203, 209-210

FIG. 1 is a top plan view of a quilted license plate frame showing my new design, the bottom plan view is the mirror image thereof;
FIG. 2 is a front elevational view of FIG. 1;
FIG. 3 is a right side elevational view of FIG. 1, the left side elevational view being the mirror image thereof;
FIG. 4 is a rear elevational view of FIG. 1;
FIG. 5 is a sectional view along line FIG. 5—5 of FIG. 1;
FIG. 6 is a top plan view of another embodiment, the bottom plan view is the mirror image thereof;
FIG. 7 is a front elevational view of FIG. 6;
FIG. 8 is a right side elevational view of FIG. 6, the left side elevational view being the mirror image thereof;
FIG. 9 is a rear elevational view of FIG. 6; and,
FIG. 10 is a sectional view along line FIG. 10—10 of FIG. 6.

[56] References Cited

U.S. PATENT DOCUMENTS

D. 305,417	1/1990	Corey	D12/193
D. 327,047	6/1992	Corey	D12/193
D. 335,117	4/1993	Spencer	D12/193
D. 345,541	3/1994	Schmitz	D12/193
D. 346,578	5/1994	Corey	D12/193
D. 352,022	11/1994	Liu	D12/193
D. 376,342	12/1996	Spencer	D12/193
D. 377,927	2/1997	Kreidt	D12/193

1 Claim, 2 Drawing Sheets

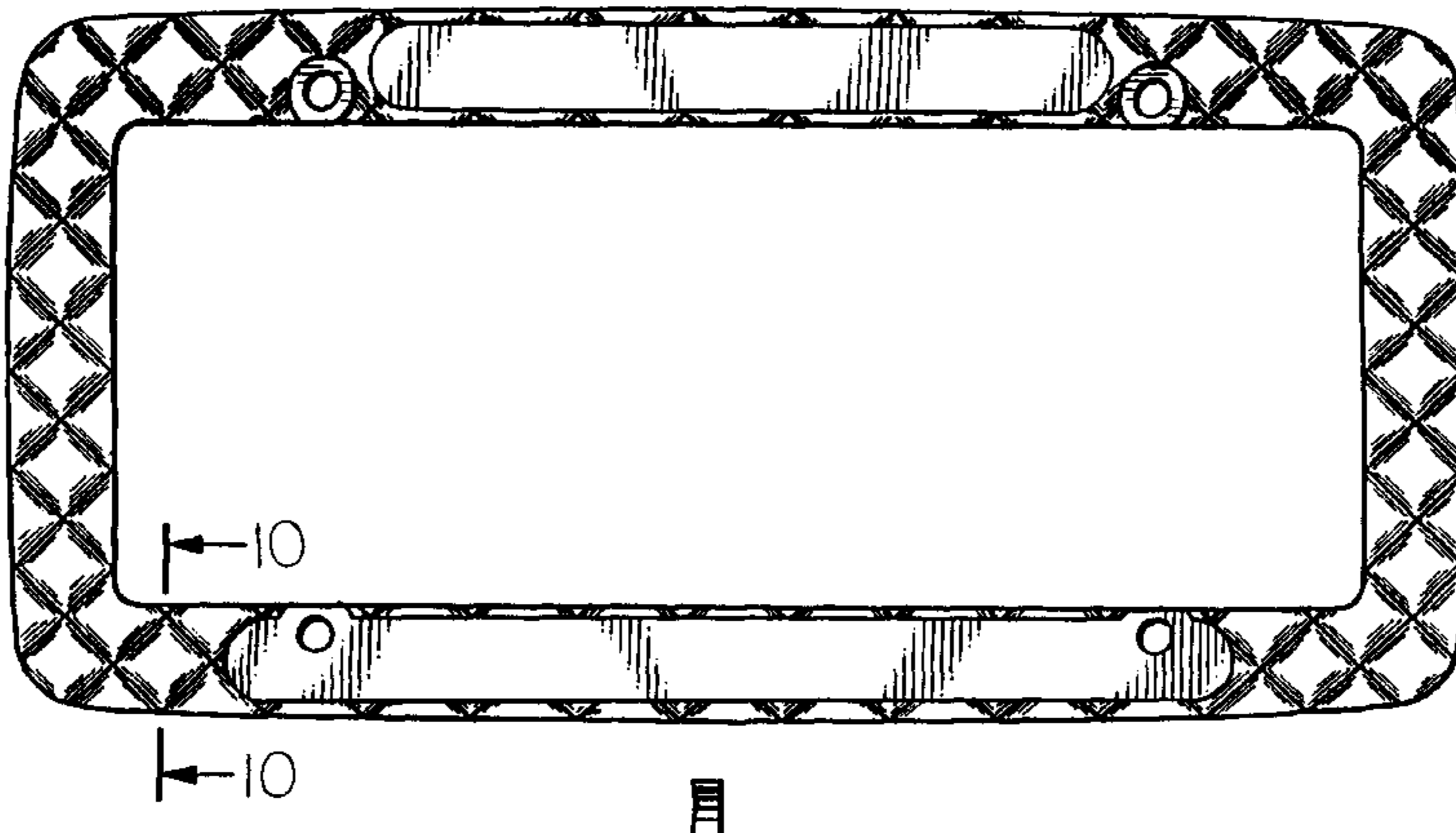





FIG. 1




FIG. 2

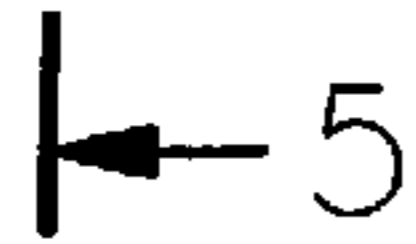


FIG. 5



FIG. 3





FIG. 4



FIG. 6



10

10

FIG. 7



FIG. 10



FIG. 8

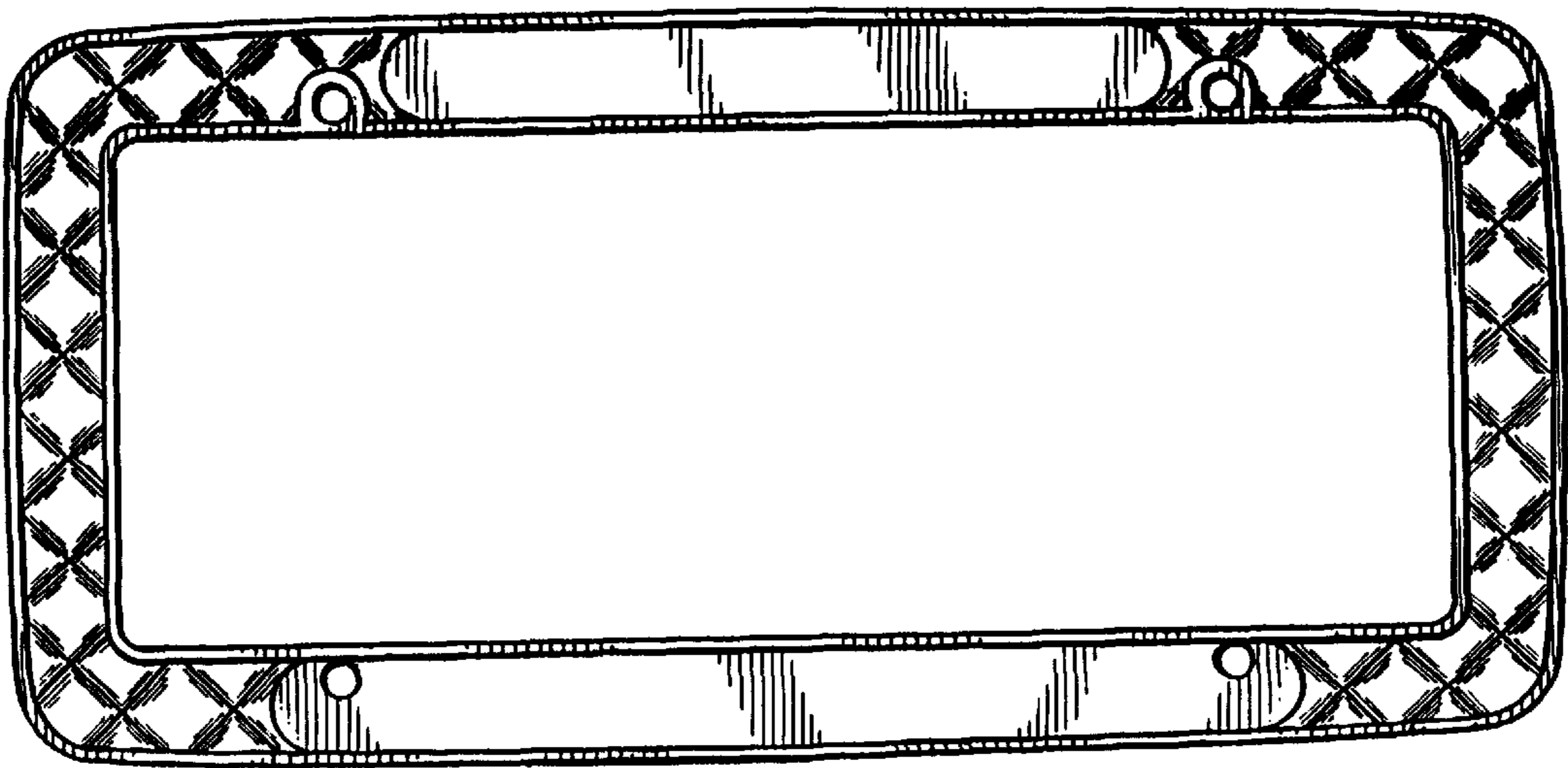


FIG. 9