



US00D402609S

United States Patent [19]

Pancheri et al.

[11] **Patent Number: Des. 402,609**

[45] **Date of Patent: **Dec. 15, 1998**

[54] **HEADLINER HANDLE CAP WITH INTERGRATED COATHOOK**

[75] Inventors: **Steven Pancheri**, Dowingtown, Pa.;
Che Liang, Marlton, N.J.

[73] Assignee: **PHC Industries**, Camden, N.J.

[**] Term: **14 Years**

[21] Appl. No.: **75,629**

[22] Filed: **Sep. 3, 1997**

[51] **LOC (6) Cl.** **12-16**

[52] **U.S. Cl.** **D12/190**

[58] **Field of Search** D8/367; D12/190,
D12/195; D6/323; 248/301, 304

[56] **References Cited**

U.S. PATENT DOCUMENTS

- D. 32,193 2/1900 Covert D8/367 X
- D. 139,627 12/1944 Camp D8/367

Primary Examiner—Holly Baynham
Attorney, Agent, or Firm—Woodcock Washburn Kurtz
Mackiewicz & Norris LLP

[57] **CLAIM**

An ornamental design for a headliner handle cap with integrated coathook, as shown and described.

DESCRIPTION

FIG. 1 is a contextual top view of a headliner handle cap with integrated coathook according to a preferred embodiment of the design;

FIG. 2 is a top view of a headliner handle cap with integrated coathook of the design that is depicted in FIG. 1;

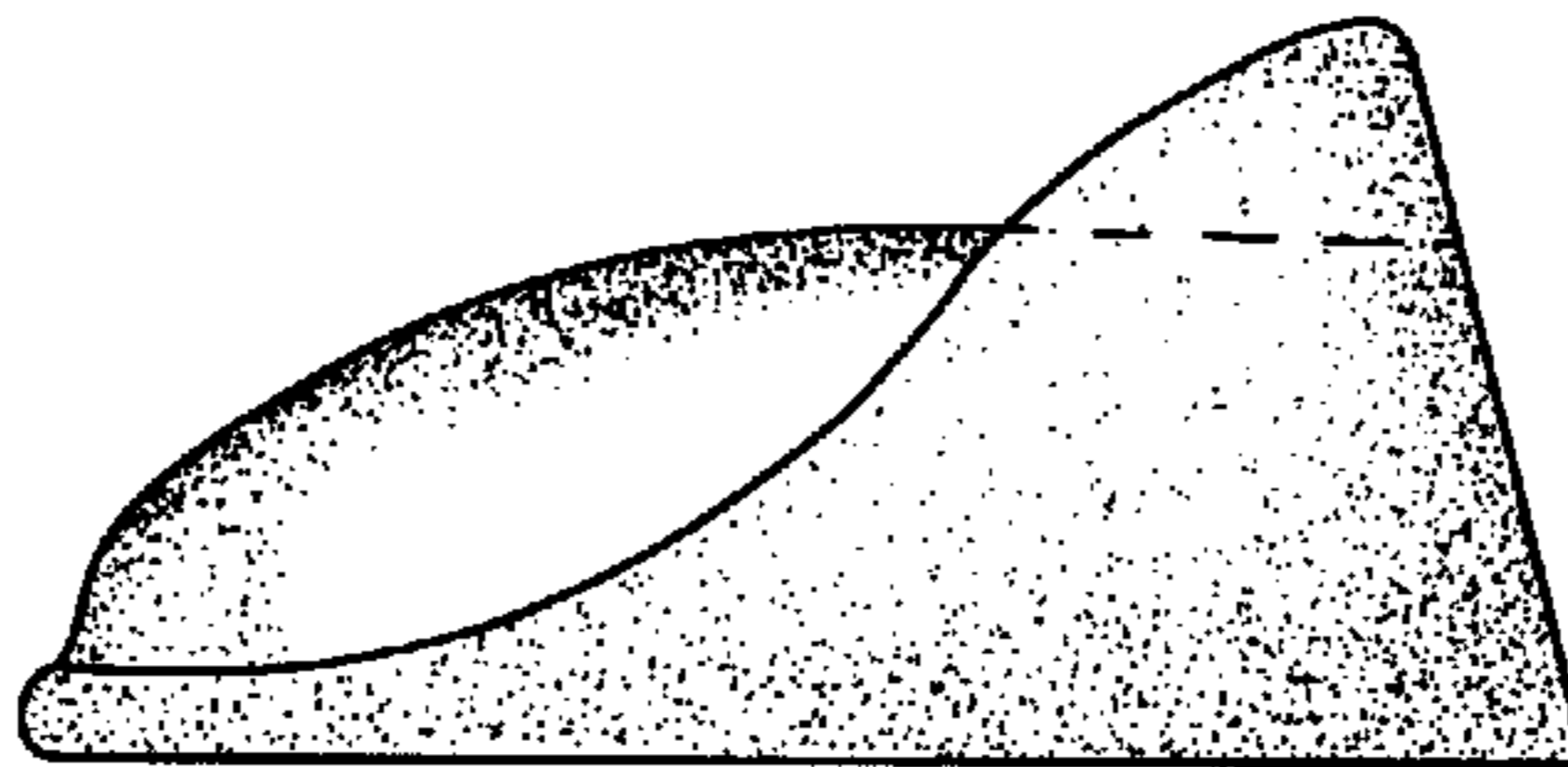
FIG. 3 is a back end view of a headliner handle cap with integrated coathook of the design that is depicted in FIG. 1; FIG. 4 is a front end view of a headliner handle cap with integrated coathook of the design that is depicted in FIGURE; and,

FIG. 5 is a side view of a headliner handle cap with integrated coathook of the design that is depicted in FIG. 1, where the opposite side is a mirror image.

The bottom view of the embodiment of the design that is depicted in FIGS. 1-5, is unornamented and is not part of the claimed design.

The broken lines are shown in the views for illustrative purposes only and form no part of the claimed design.

1 Claim, 3 Drawing Sheets






FIG. 1

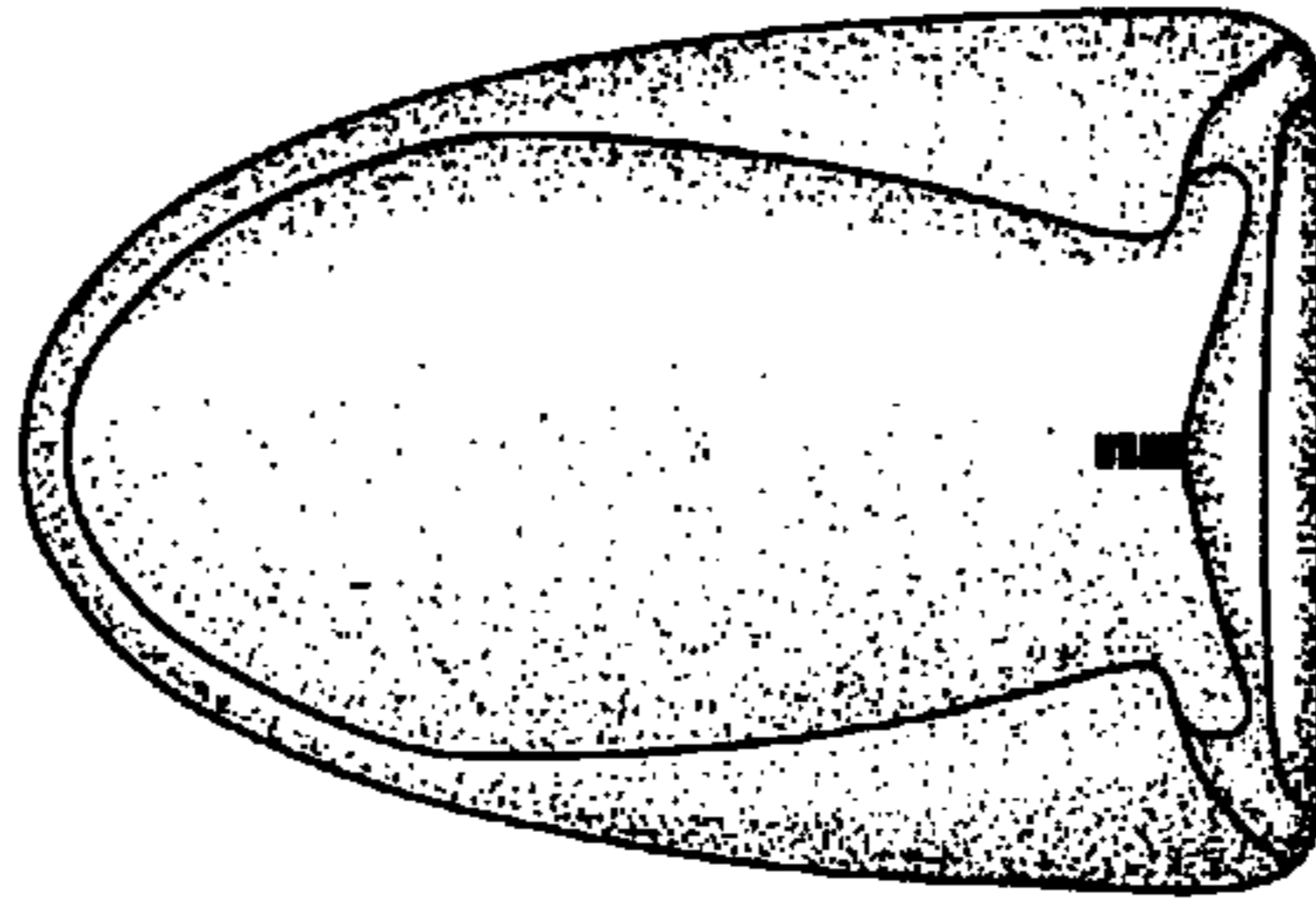


FIG. 2




FIG. 3




FIG. 4

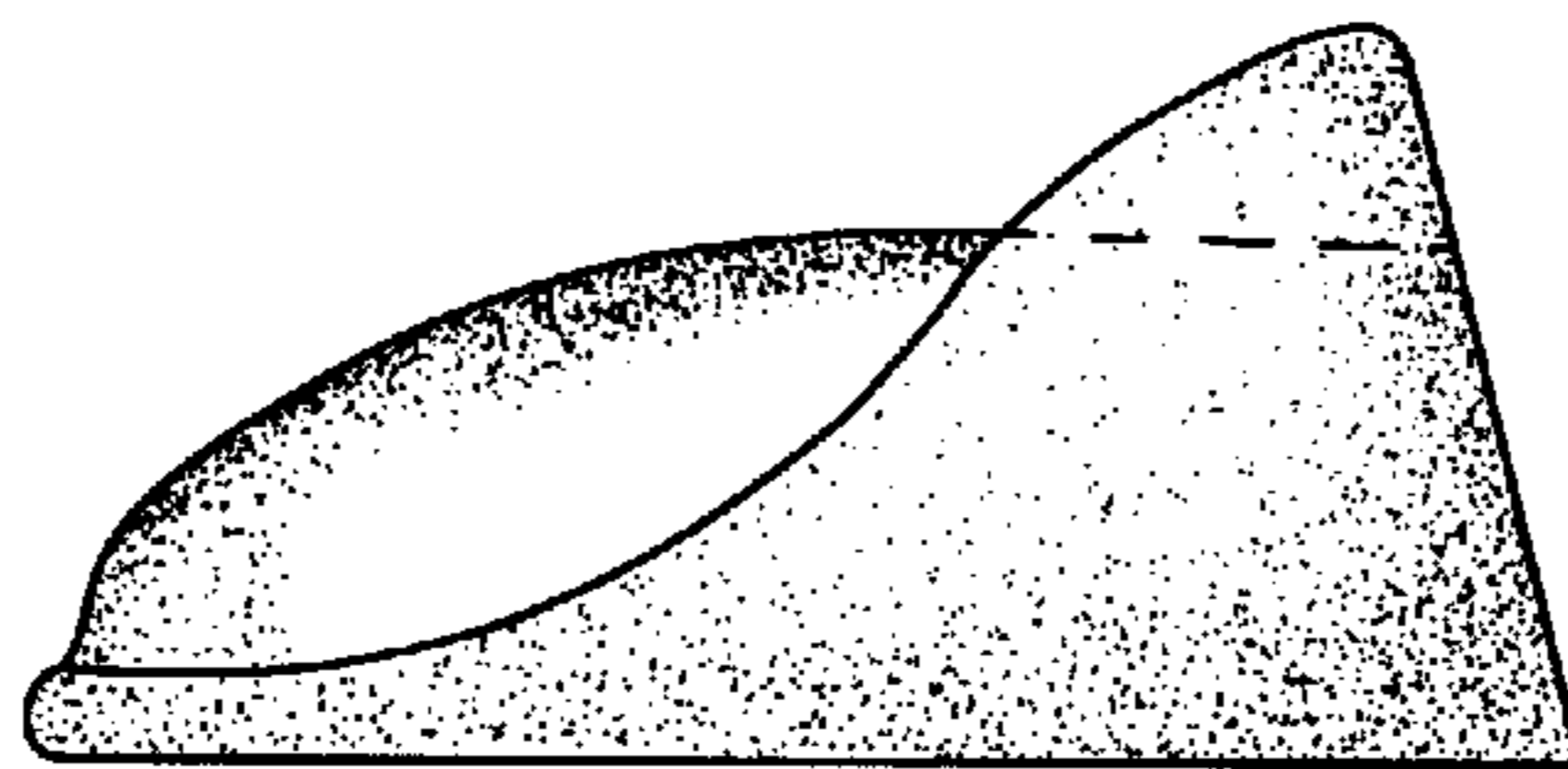


FIG. 5