



US00D402607S

United States Patent [19]
Pancheri et al.

[11] **Patent Number: Des. 402,607**

[45] **Date of Patent: **Dec. 15, 1998**

[54] **HEADLINER HANDLE CAP WITH INTEGRATED COATHOOK**

[75] Inventors: **Steven Pancheri**, Downingtown, Pa.;
Che Liang, Marlton, N.J.

[73] Assignee: **PHC Industries**, Camden, N.J.

[**] Term: **14 Years**

[21] Appl. No.: **75,585**

[22] Filed: **Sep. 3, 1997**

[51] **LOC (6) Cl.** **12-16**

[52] **U.S. Cl.** **D12/190**

[58] **Field of Search** D8/367; D6/323;
248/301, 304; D12/190, 195

[56] **References Cited**

U.S. PATENT DOCUMENTS

- D. 32,193 2/1900 Covert D8/367 X
- D. 139,627 12/1944 Camp D8/367

Primary Examiner—Holly Baynham
Attorney, Agent, or Firm—Woodcock Washburn Kurtz
Mackiewicz & Norris LLP

[57] **CLAIM**

An ornamental design for a headliner handle cap with integrated coathook, as shown and described.

DESCRIPTION

FIG. 1 is a contextual top view of a headliner handle cap

with integrated coathook according to a preferred embodiment of the design;

FIG. 2 is a top view of a headliner handle cap with integrated coathook of the design that is depicted in FIG 1;

FIG. 3 is a back end view of a headliner handle cap with integrated coathook of the design that is depicted in FIG. 1;

FIG. 4 is a front end view of a headliner handle cap with integrated coathook of the design that is depicted in FIG. 1;


FIG. 5 is a side view of a headliner handle cap with integrated coathook of the design that is depicted in FIG. 1; and,

FIG. 6 is a side view, of the side opposite that shown in FIG. 5, of a headliner handle cap with integrated coathook of the design that is depicted in FIG. 1.

The bottom view of the embodiment of the design that is depicted in FIGS. 1–6 is unornamented and is not part of the claimed design.

The broken lines are shown in the views for illustrative purposes only and form no part of the claimed design.

1 Claim, 3 Drawing Sheets






FIG. 1

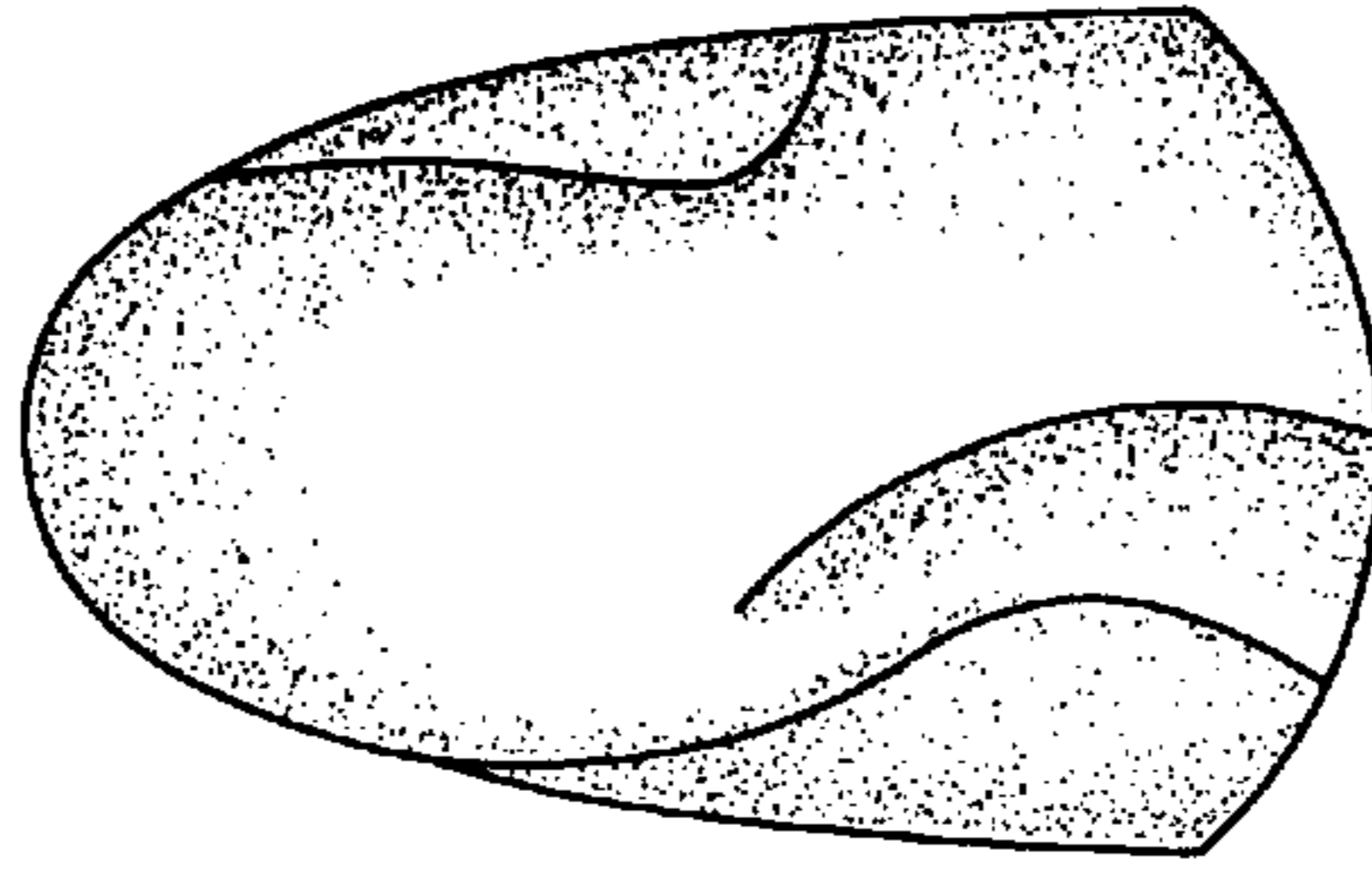


FIG. 2




FIG. 3




FIG. 4



FIG. 5




FIG. 6