

US00D402578S

United States Patent [19]

Morishima et al.

[11] Patent Number: **Des. 402,578**

[45] Date of Patent: ****Dec. 15, 1998**

[54] **WATCH BAND**

D. 365,532 12/1995 Crow et al. D11/3

[75] Inventors: **Takashi Morishima**, Hamura; **Atsushi Goto**, Kunitachi; **Toru Kasai**, Matsudo, all of Japan

Primary Examiner—Ralf Seifert
Attorney, Agent, or Firm—Frishauf, Holtz, Goodman, Langer & Chick

[73] Assignee: **Casio Keisanki Kabushiki Kaisha**, Tokyo, Japan

[57] CLAIM

[**] Term: **14 Years**

The ornamental design for watch band, as shown and described.

[21] Appl. No.: **84,010**

DESCRIPTION

[22] Filed: **Feb. 23, 1998**

FIG. 1 is a front elevational view of watch band, showing our new design;

[51] **LOC (6) Cl.** **11-01**

FIG. 2 is a rear elevational view thereof;

[52] **U.S. Cl.** **D11/3**

FIG. 3 is a right side elevational view thereof; the opposite side being a mirror image thereof;

[58] **Field of Search** D11/1, 3-10, 12-13, D11/15, 19-25; 59/84; 63/3, 7, 9, 10; D10/32

FIG. 4 is a top plan view thereof; and,

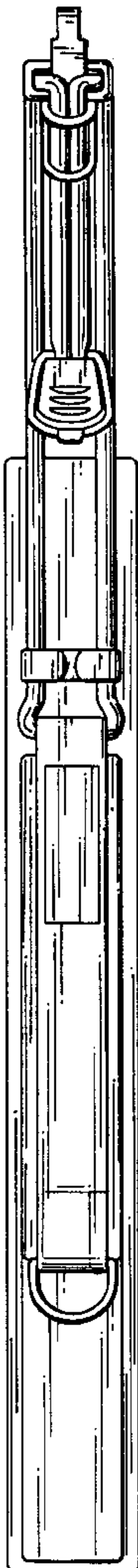
FIG. 5 is a bottom plan view thereof.

[56] References Cited

U.S. PATENT DOCUMENTS

D. 365,442 12/1995 Davis et al. D11/3

1 Claim, 1 Drawing Sheet






FIG. 2




FIG. 1

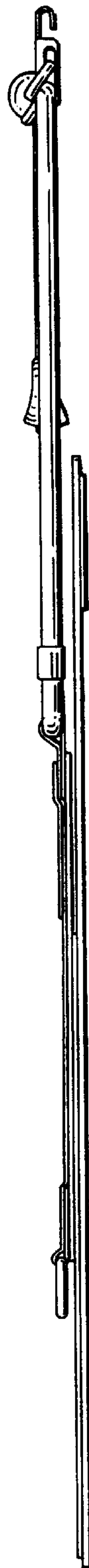


FIG. 3



FIG. 4



FIG. 5