

US00D402561S

United States Patent [19]

[11] Patent Number: **Des. 402,561**

Utrup et al.

[45] Date of Patent: ****Dec. 15, 1998**

[54] **ANGLED NECK BOTTLE**

[75] Inventors: **DeWayne D. Utrup**, Columbus Grove;
Dan F. Diehl, Elida, both of Ohio

[73] Assignee: **RXI Plastics, Inc.**, Triadelphia, W. Va.

[**] Term: **14 Years**

[21] Appl. No.: **82,366**

[22] Filed: **Jan. 21, 1998**

[51] **LOC (6) Cl.** **09-01**

[52] **U.S. Cl.** **D9/526**

[58] **Field of Search** D9/526, 520, 543,
D9/565; 215/380, 382-384; 222/215

[56] **References Cited**

U.S. PATENT DOCUMENTS

D. 191,770	11/1961	Schacher	D58/6
D. 213,670	4/1969	Waddington et al.	D9/66
D. 250,601	12/1978	Pick et al.	D24/61
D. 255,986	7/1980	Chang et al.	D9/64
D. 263,930	4/1982	Pardo et al.	D9/373
D. 267,858	2/1983	Spates	D9/373
D. 288,528	3/1987	Parad	D9/373
D. 307,546	5/1990	Lyons	D9/373
D. 307,714	5/1990	Rosenberg	D9/373
D. 308,330	6/1990	Teece	D9/338
D. 308,481	6/1990	Thompson	D9/373
D. 310,026	8/1990	Verebelyi	D9/373
D. 310,960	10/1990	Verebelyi	D9/373
D. 319,782	9/1991	Reif	D9/373
D. 325,520	4/1992	Biesecker	D9/373
D. 326,610	6/1992	Kritzler	D9/526
D. 328,712	8/1992	Butler et al.	D9/526
D. 336,607	6/1993	Nye	D9/300

D. 340,865	11/1993	Endre	D9/526
D. 350,484	9/1994	Addis et al.	D9/526
D. 357,630	4/1995	Byrne et al.	D9/526
D. 373,956	9/1996	Terwilleger et al.	D9/526
D. 375,049	10/1996	Vollborth	D9/526
D. 389,065	1/1998	Goettner	D9/526
D. 392,568	3/1998	Goettner	D9/526
441,681	12/1890	Mitchell	215/385
3,145,867	8/1964	Roberts et al.	215/11

OTHER PUBLICATIONS

Drug & Cosmetic Industry, Oct. 1980, p. 88, shampoo bottle, top left photograph.

Primary Examiner—Lucy Lieberman
Attorney, Agent, or Firm—Richard V. Westerhoff; Eckert Seamans Cherin & Mellott, LLC

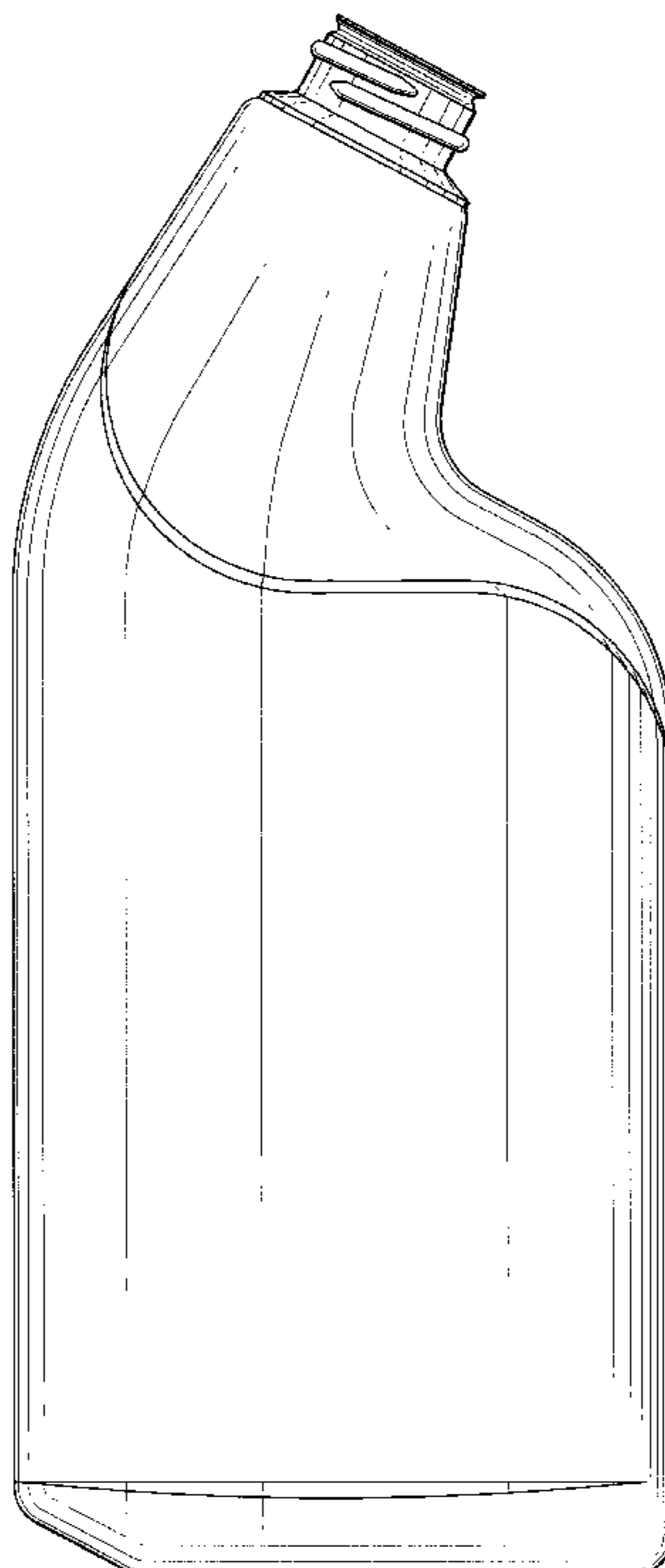
[57] **CLAIM**

The ornamental design for an angled neck bottle, as shown and described.

DESCRIPTION

FIG. 1 is a perspective view of an angled neck bottle showing our new design;
FIG. 2 is a side elevation view of the angled neck bottle, the opposite side elevation being a mirror image thereof except for the conventional screw threading on the neck;
FIG. 3 is an end elevation view of the angled neck bottle, looking from the right of FIG. 2;
FIG. 4 is an end elevation view of the angled neck bottle, looking from the left of FIG. 2;
FIG. 5 is a top plan view of the angled neck bottle; and,
FIG. 6 is a bottom plan view of the angled neck bottle.

1 Claim, 4 Drawing Sheets



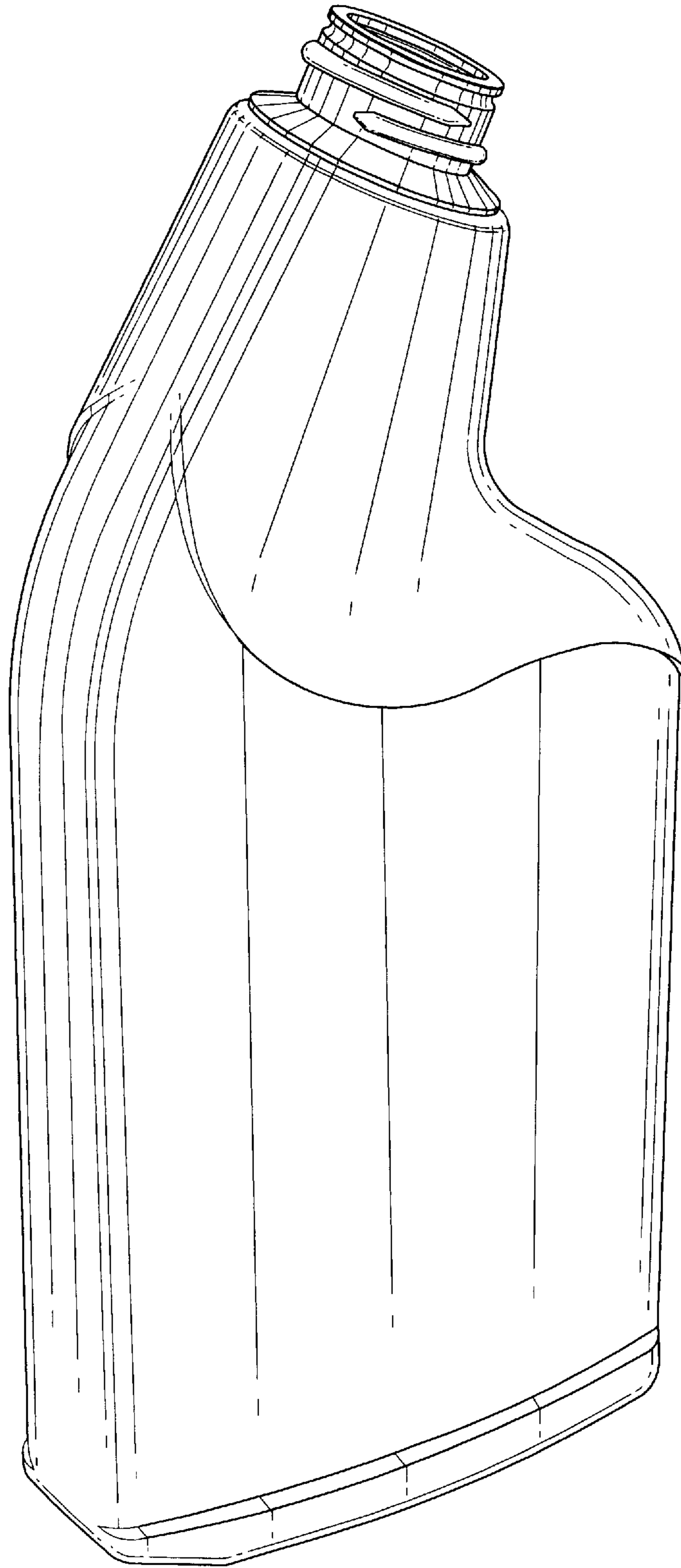


FIG. 1

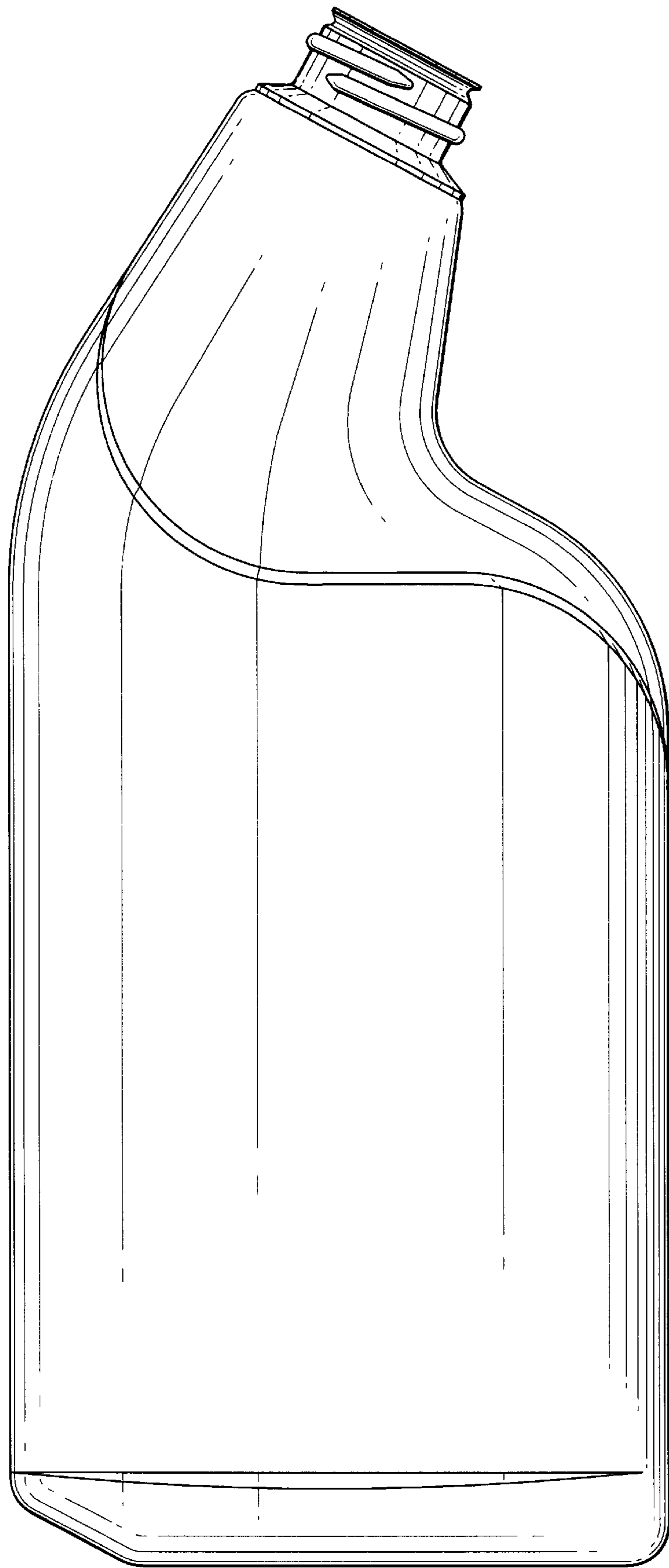


FIG. 2




FIG. 4

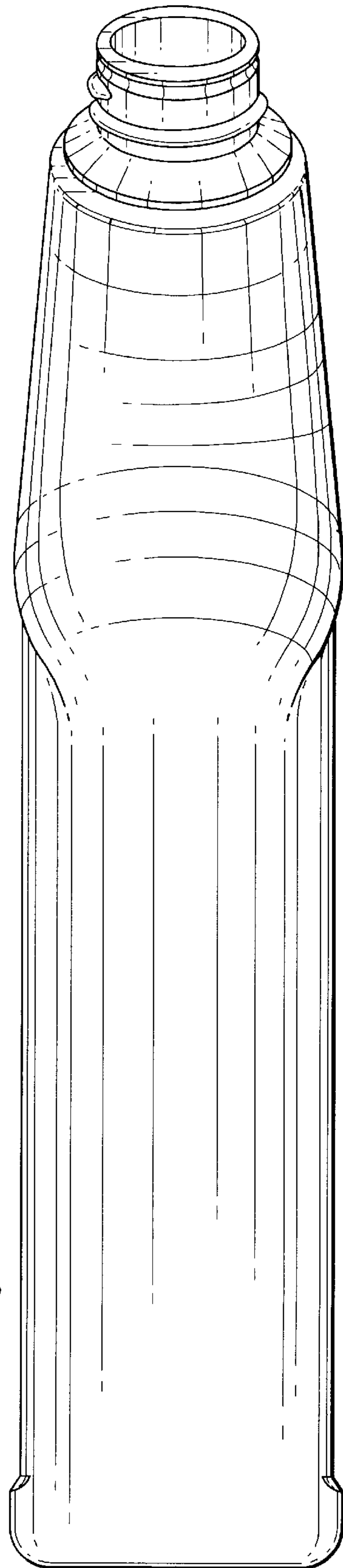


FIG. 3

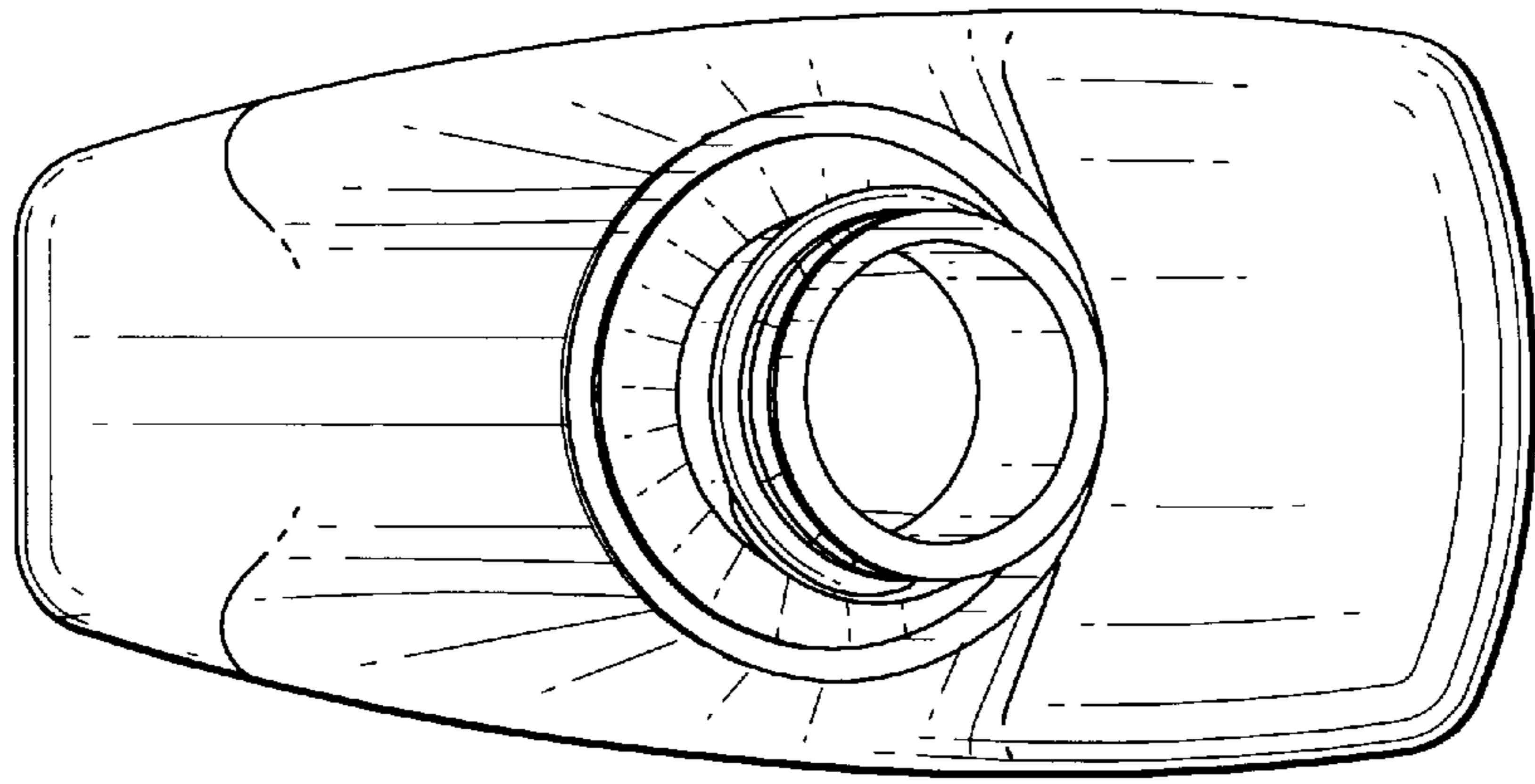


FIG. 5

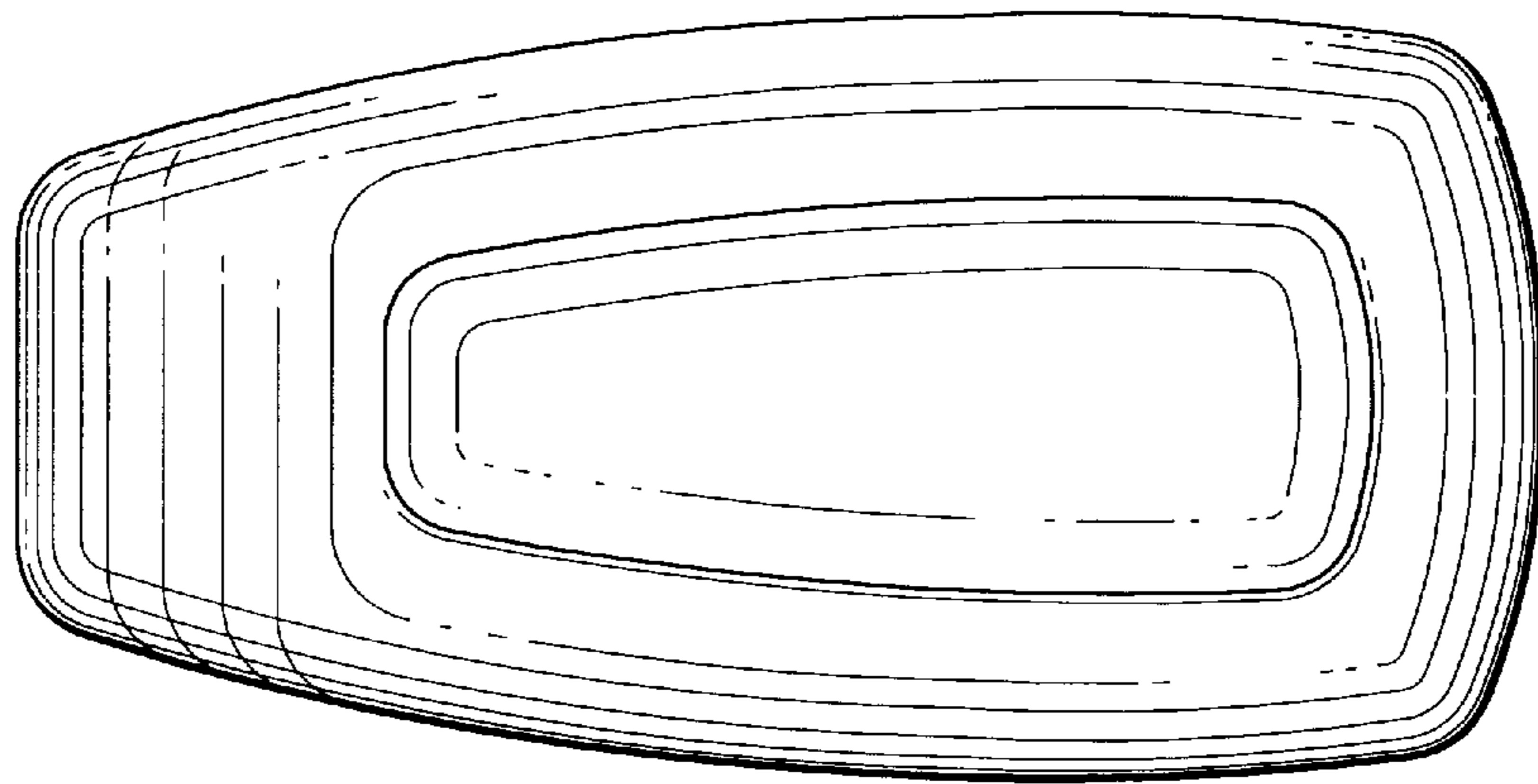


FIG. 6