



US00D402547S

United States Patent [19]
Galecki

[11] **Patent Number: Des. 402,547**

[45] **Date of Patent: **Dec. 15, 1998**

[54] **DISPENSING SQUEEZE BOTTLE**

4,133,457 1/1979 Klassen 222/212
4,177,939 12/1979 Thomas 222/153
4,437,587 3/1984 Duering 222/207

[76] Inventor: **Konrad J. Galecki**, 5035 W.
Henderson, Chicago, Ill. 60641

[**] Term: **14 Years**

Primary Examiner—Terry A. Wallace
Attorney, Agent, or Firm—Goldstein & Canino

[21] Appl. No.: **83,788**

[57] **CLAIM**

[22] Filed: **Feb. 17, 1998**

The ornamental design for a dispensing squeeze bottle, as shown and described.

[51] **LOC (6) Cl.** **09-01**

DESCRIPTION

[52] **U.S. Cl.** **D9/307**

[58] **Field of Search** D9/307, 318, 500,
D9/503, 516; D7/510, 511, 514; 220/713;
222/211–213, 215; D30/121

FIG. 1 is a diagrammatic perspective view of the dispensing squeeze bottle in full lines with a hand and pet dish shown in broken lines representing environmental association matter being for illustrative purposes only and forming no part of the claimed invention;

[56] **References Cited**

U.S. PATENT DOCUMENTS

- D. 268,810 5/1983 Hartung .
- D. 275,454 9/1984 Mitchell .
- D. 304,550 11/1989 Demarest .
- D. 337,273 7/1993 Thatcher D7/511 X
- D. 387,282 12/1997 De Baschmakoff D9/545

FIG. 2 is a front elevational view thereof;
FIG. 3 is a rear elevational view thereof, the left and right side elevational views being mirror images of the rear view;
FIG. 4 is a top plan view thereof; and,
FIG. 5 is a bottom plan view thereof.

1 Claim, 2 Drawing Sheets




FIG. 1



FIG. 3




FIG. 2




FIG. 4



FIG. 5

