



US00D402544S

# United States Patent [19]

Jones

[11] **Patent Number: Des. 402,544**

[45] **Date of Patent: \*\*Dec. 15, 1998**

[54] **CONTAINER FOR BARBEQUE GRILL CLEANING DEVICE**

[76] Inventor: **Albert P. Jones**, 38 Blairmore Dr., Hamilton Square, N.J. 08690

[\*\*] Term: **14 Years**

[21] Appl. No.: **76,628**

[22] Filed: **Sep. 12, 1997**

[51] **LOC (6) Cl. .... 09-05**

[52] **U.S. Cl. .... D9/306; D9/431**

[58] **Field of Search** ..... D9/430, 431, 346, D9/305, 306; 229/113, 115, 116, 116.1, 932; 206/423; 47/84; 222/107, 105, 572, 575, 566; 383/62; D11/143

[56] **References Cited**

**U.S. PATENT DOCUMENTS**

D. 303,760	10/1989	Brainard	.....	D9/431	X
D. 303,925	10/1989	Mileos	.....	D9/431	X
D. 305,978	2/1990	Mileos	.....	D9/306	
D. 308,019	5/1990	Mileos	.....	D9/306	

D. 355,117	2/1995	Van Der Zwaard	.....	D9/431	
D. 376,538	12/1996	Rojnik et al.	.....	D9/306	X
1,377,113	5/1921	Boyle	.....	222/107	
3,469,743	9/1969	Becker	.....	222/105	
3,595,441	7/1971	Grosjean	.....	222/107	

*Primary Examiner*—Prabhakar G. Deshmukh  
*Attorney, Agent, or Firm*—Watov & Kipnes, P.C.

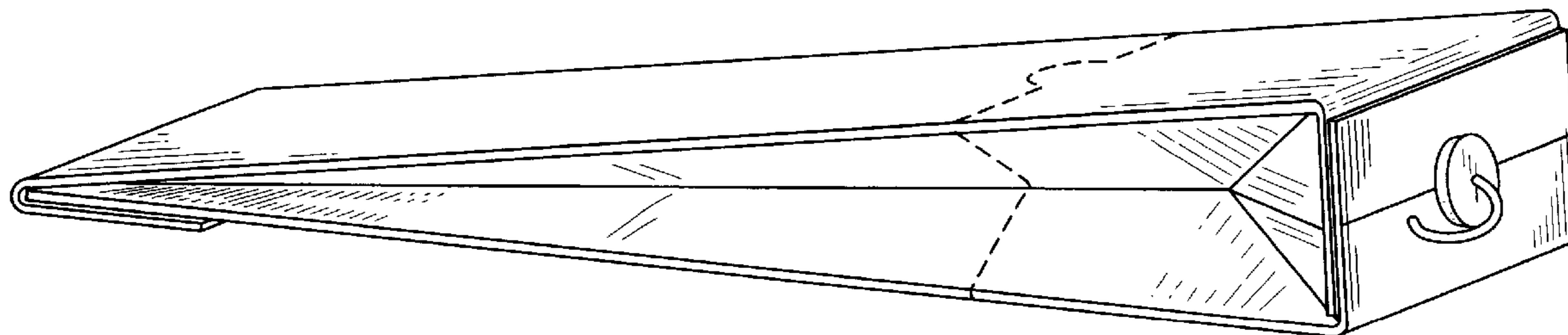
[57] **CLAIM**

The ornamental design for container for barbeque grill cleaning device, as shown and described.

**DESCRIPTION**

FIG. 1 is a perspective view of container for barbeque grill cleaning device showing my new design; FIG. 2 is a top plan view thereof; FIG. 3 is a bottom plan thereof; FIG. 4 is a right side elevational view thereof, the left side elevational view being a mirror image thereof; FIG. 5 is a front elevational view thereof; and, FIG. 6 is a rear elevational view. The broken lines represent break lines.

**1 Claim, 5 Drawing Sheets**



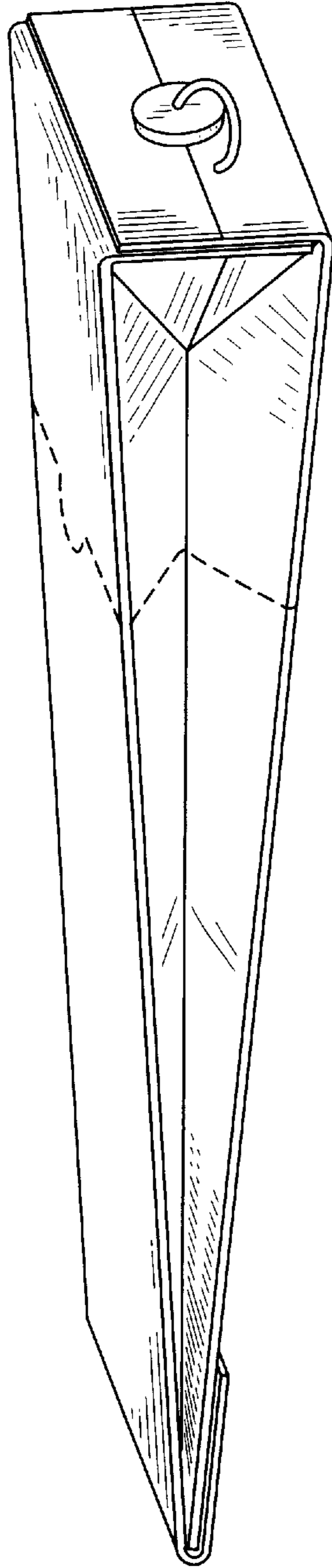


FIG. 1

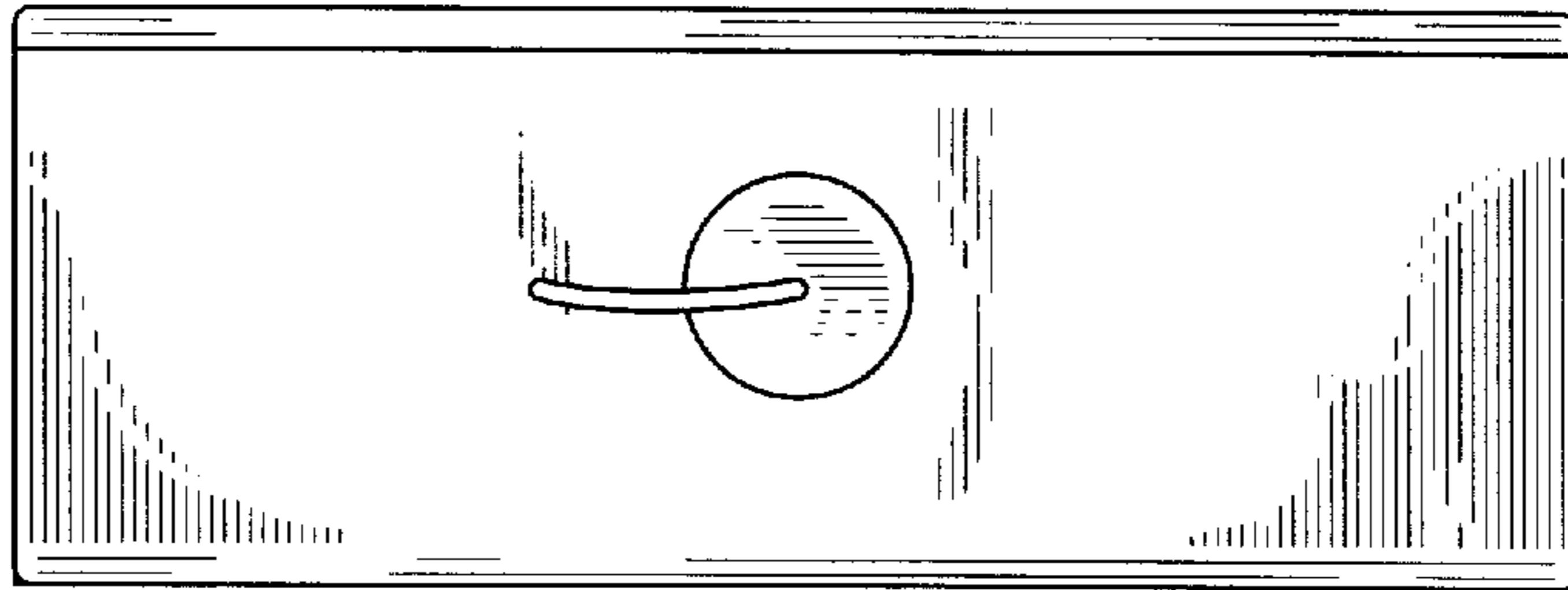


FIG. 2

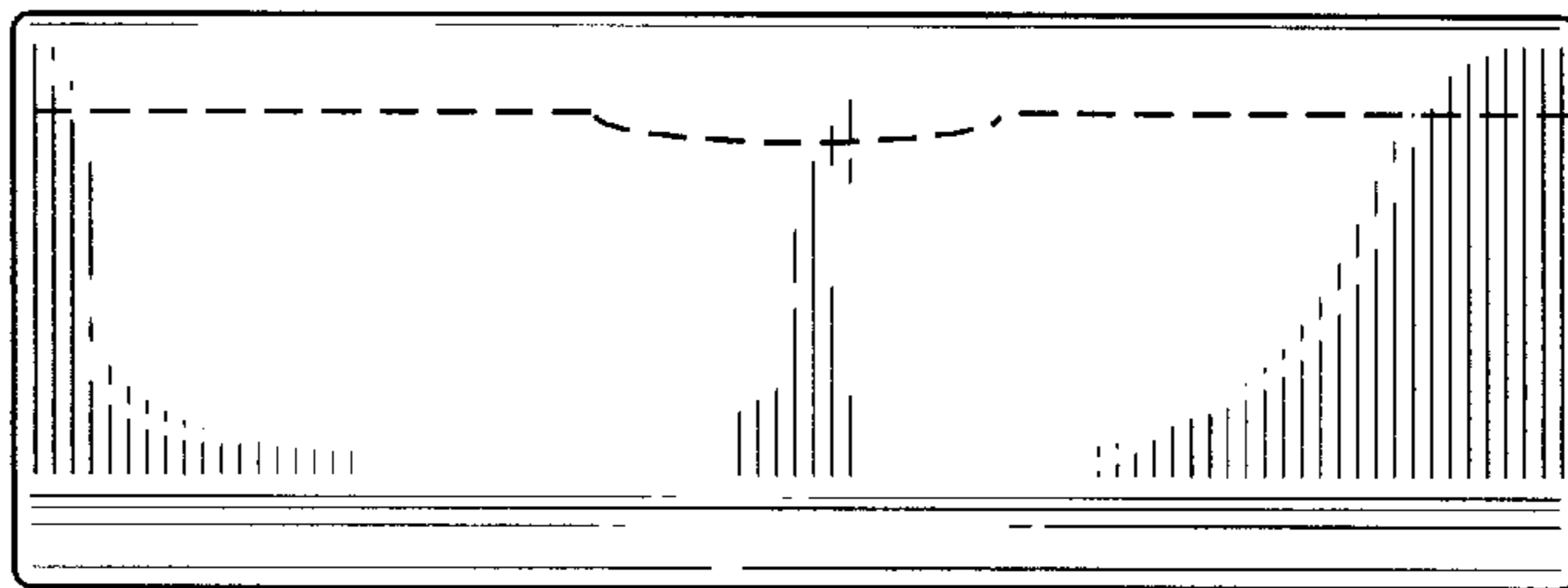


FIG. 3

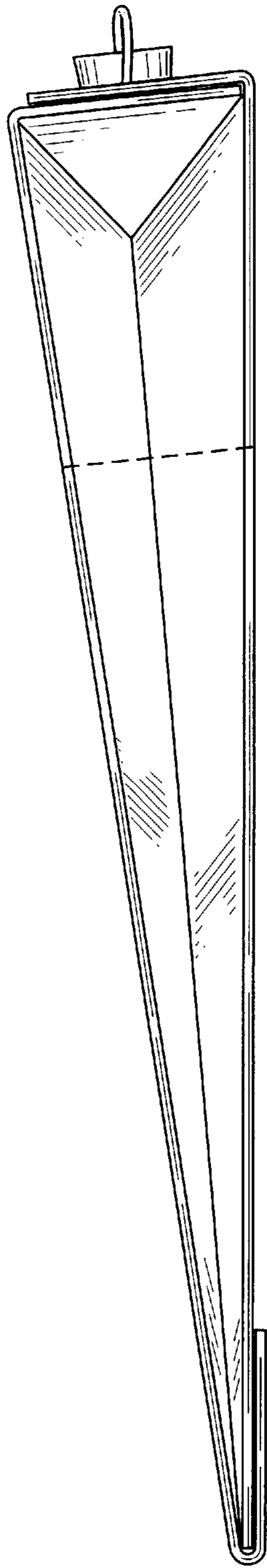


FIG. 4



FIG. 5

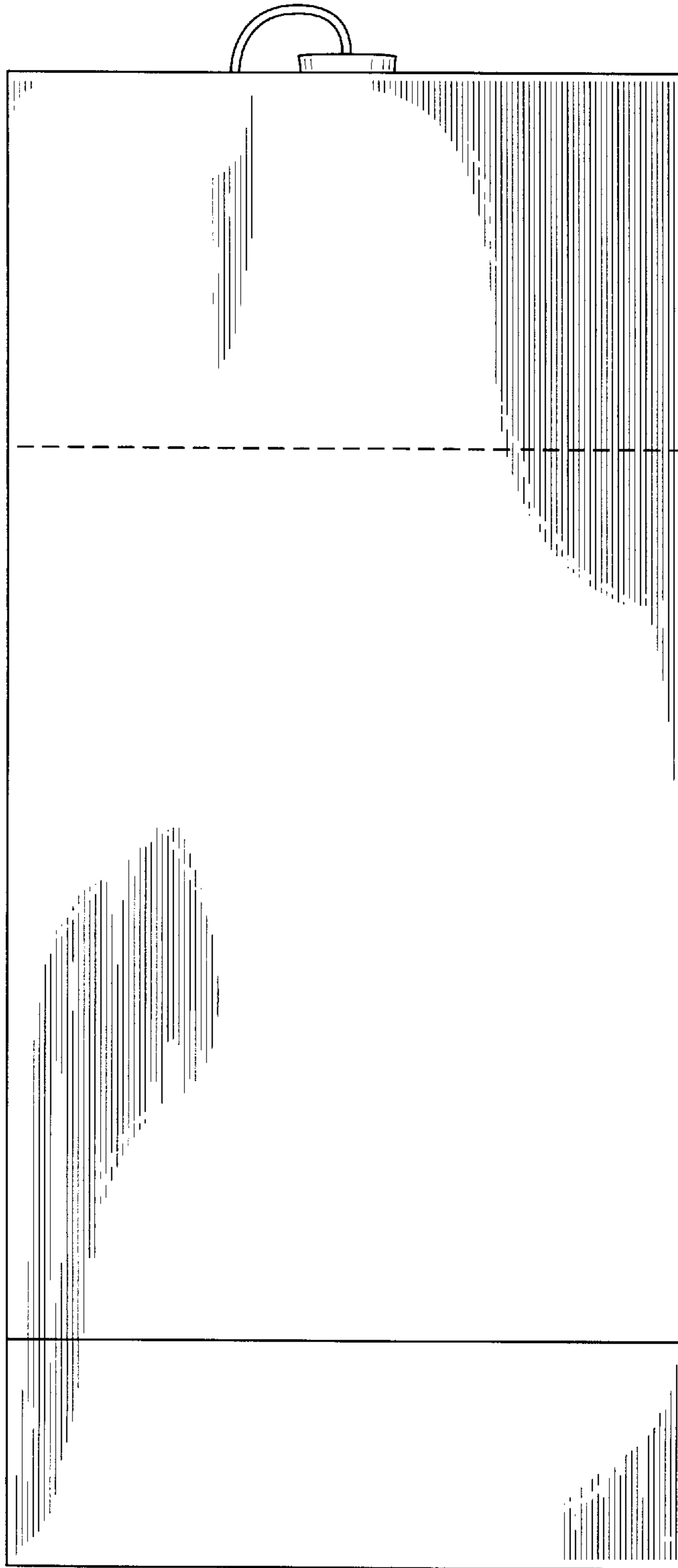


FIG. 6