



US00D402543S

United States Patent [19]

Thieman

[11] Patent Number: Des. 402,543

[45] Date of Patent: **Dec. 15, 1998

[54] WASTE BAG

[75] Inventor: Ronald G. Thieman, Noblesville, Ind.

[73] Assignee: KCL Corporation, Shelbyville, Ind.

[**] Term: 14 Years

[21] Appl. No.: 75,866

[22] Filed: Aug. 27, 1997

[51] LOC (6) Cl. 09-05

[52] U.S. Cl. D9/305

[58] Field of Search D9/302, 305, 306;
D3/293; 383/9, 11, 24, 40, 63, 22; 206/806;
224/409, 563, 572, 928; 248/214, 340

[56] **References Cited**

U.S. PATENT DOCUMENTS

1,214,282	1/1917	Day .	
2,761,481	9/1956	Boatwright .	
2,861,735	11/1958	Faltin .	
3,109,578	11/1963	Davis .	
3,346,883	10/1967	Ersek .	
3,510,052	5/1970	Ruda .	
3,528,600	9/1970	White	383/9
3,598,297	8/1971	Welch	224/563 X
4,145,973	3/1979	Baxter .	
4,512,504	4/1985	Owlett	224/572
4,560,068	12/1985	Membrino	206/806 X
4,830,238	5/1989	Widinski et al.	224/572
5,031,808	7/1991	Dolene	224/563 X

5,040,711	8/1991	Niederhauser et al. .	
5,112,138	5/1992	Peppiatt .	
5,118,019	6/1992	Harrison	224/563
5,226,734	7/1993	Scott et al.	383/22
5,370,246	12/1994	Traynor .	
5,417,495	5/1995	Branson	383/63
5,520,449	5/1996	Klak .	

Primary Examiner—James Gandy
Assistant Examiner—Cathron B. Matta
Attorney, Agent, or Firm—Woodard, Emhardt, Naughton ,
Moriarty & McNett

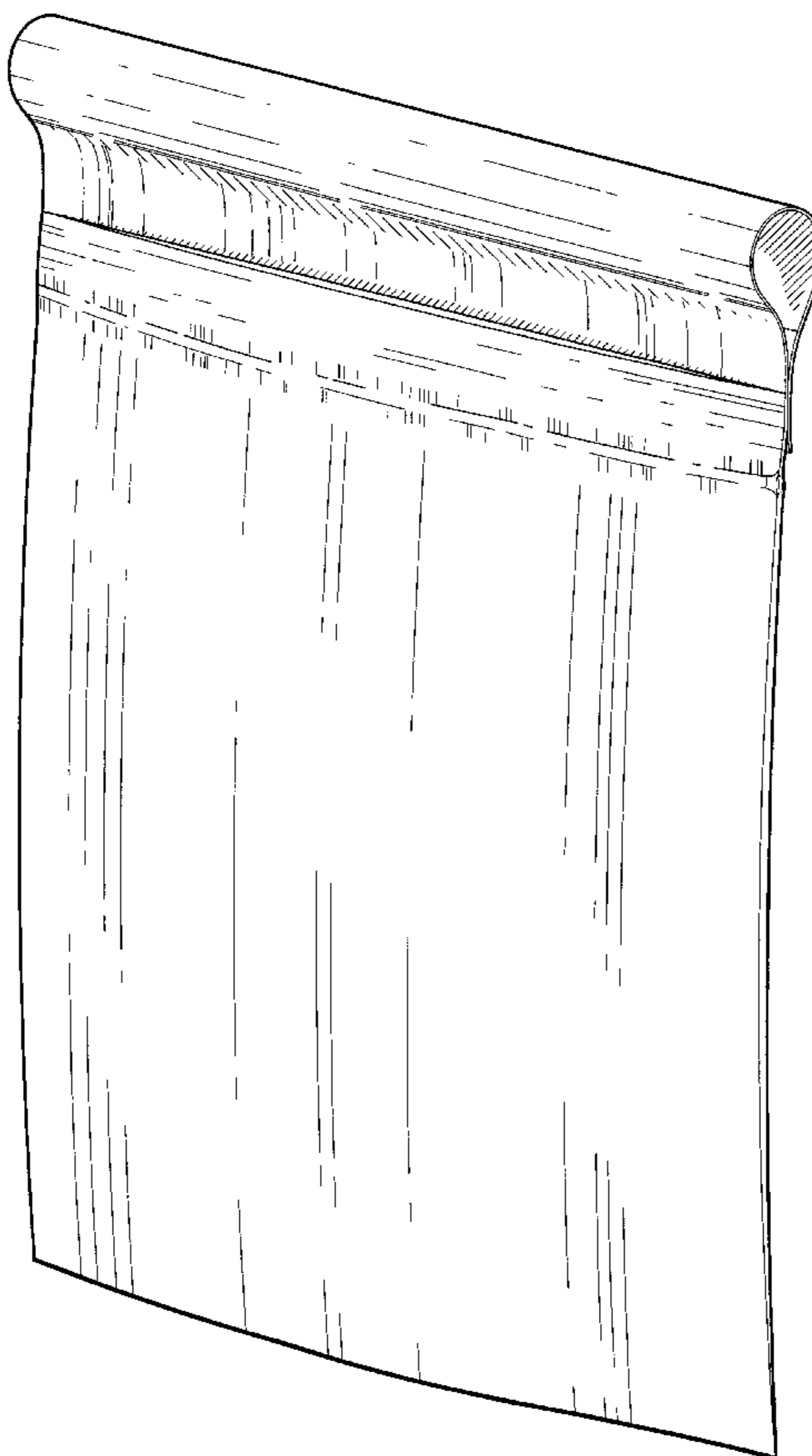
[57] **CLAIM**

The ornamental design for a waste bag, as shown and described.

DESCRIPTION

FIG. 1 is a front elevation of a waste bag showing a typical embodiment of my new design;
FIG. 2 is a side elevation taken from the right side of FIG. 1. The opposite side elevation from that of FIG. 2 is the mirror image of FIG. 2;
FIG. 3 is a top plan view;
FIG. 4 is a bottom plan view;
FIG. 5 is a rear elevation; and,
FIG. 6 is a perspective view.
The broken line showing of environmental structure is for illustrative purposes only and forms no part of the claimed design.

1 Claim, 5 Drawing Sheets



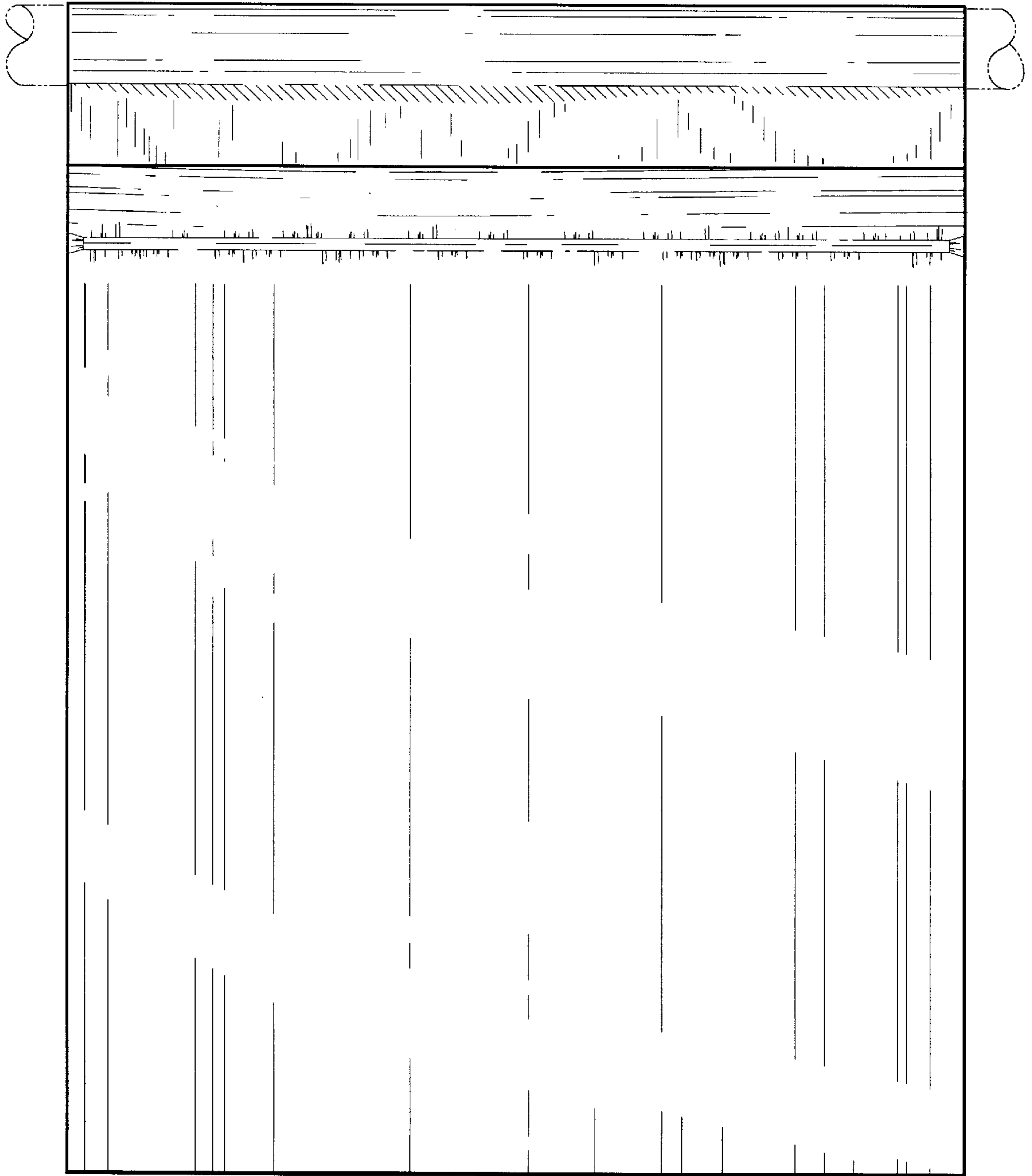


Fig. 1

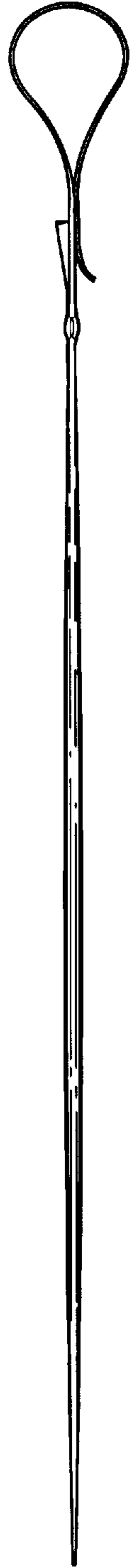


Fig. 2




Fig. 3




Fig. 4

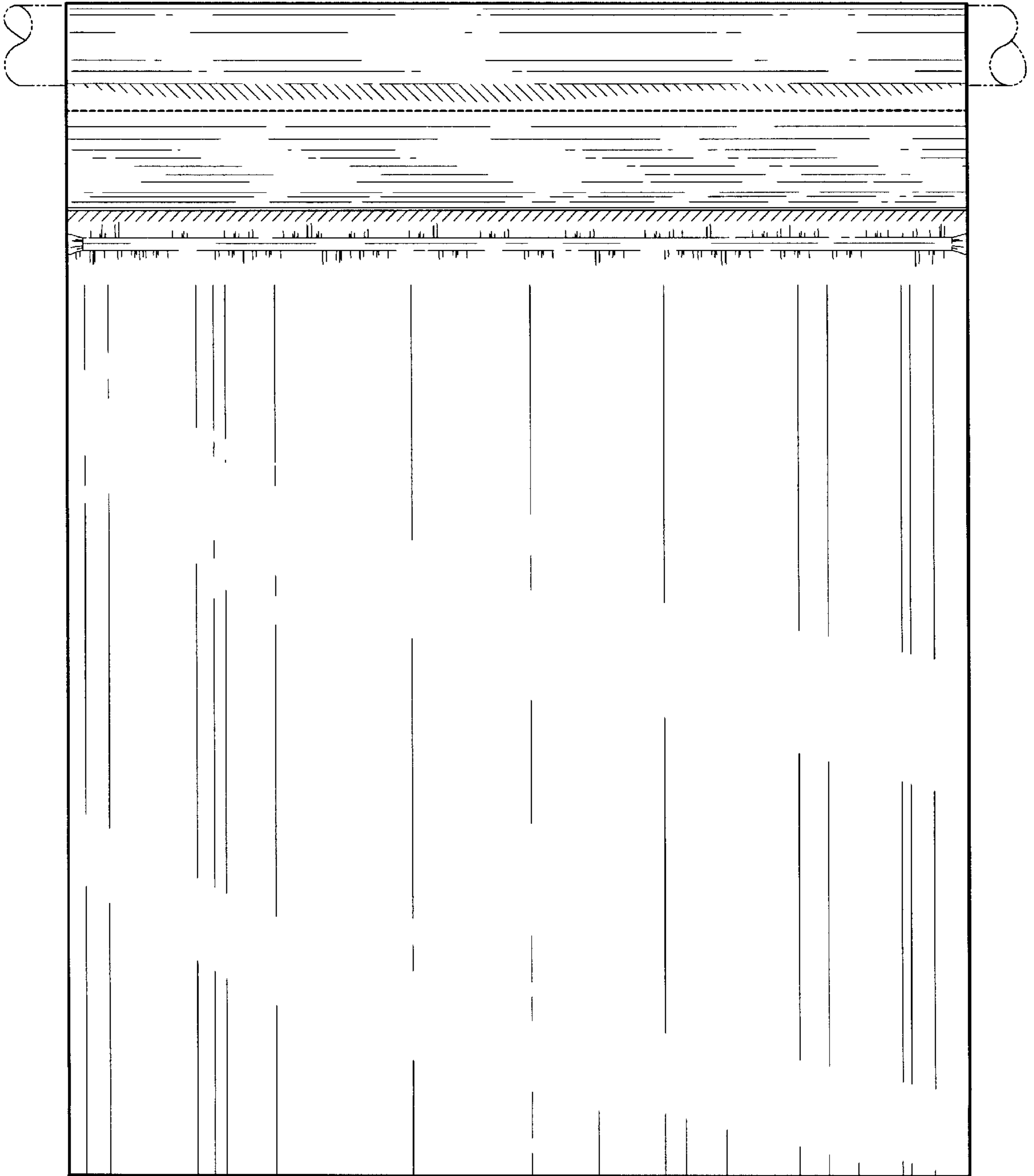


Fig. 5

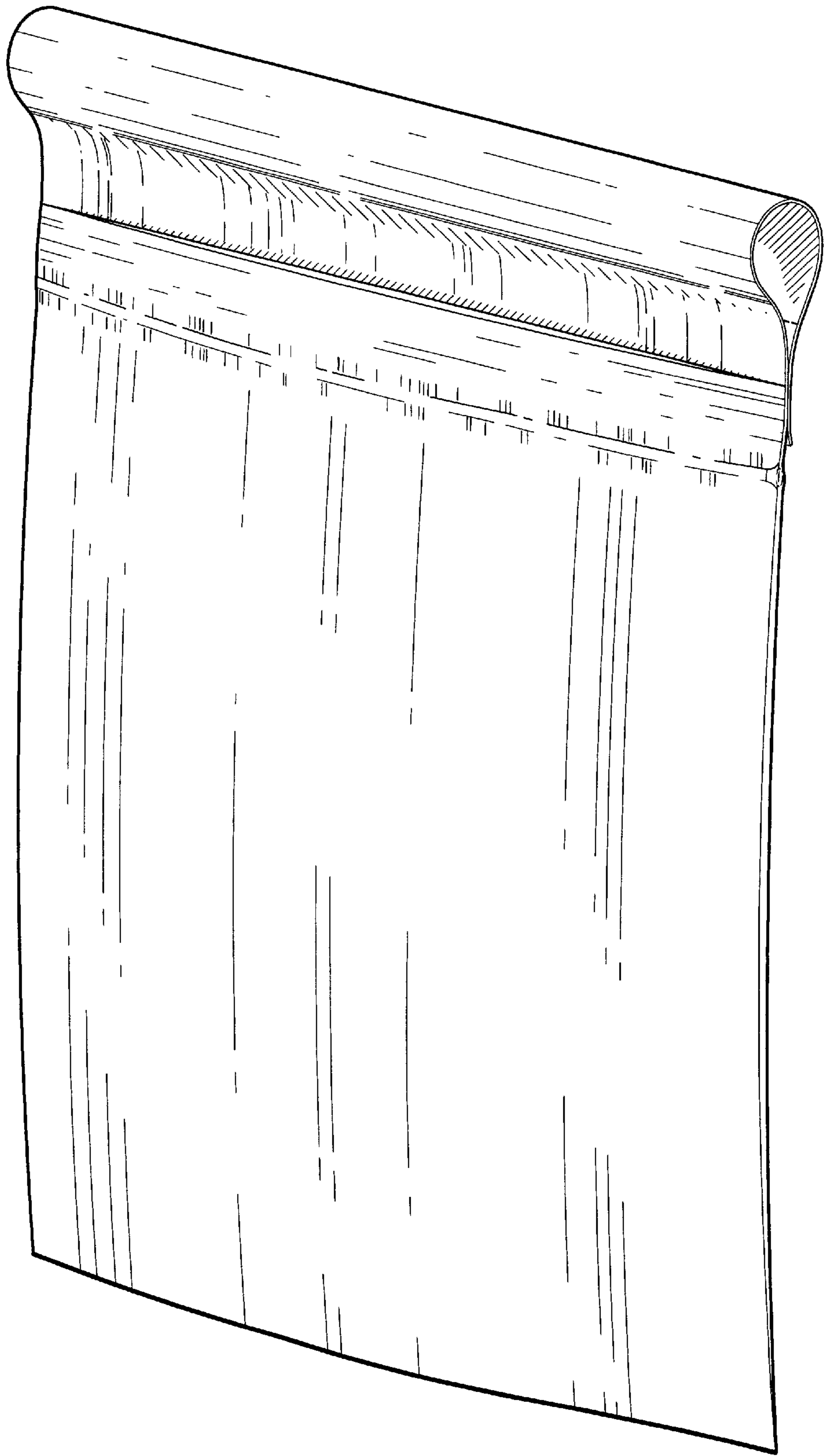


Fig. 6