



US00D402529S

United States Patent [19] Husted

[11] **Patent Number: Des. 402,529**

[45] **Date of Patent: **Dec. 15, 1998**

[54] **CABINET DOOR HANDLE**

[75] Inventor: **Wayne Husted**, Mill Valley, Calif.

[73] Assignee: **Benson Barbecue L.P.**, San Francisco, Calif.

[**] Term: **14 Years**

[21] Appl. No.: **82,333**

[22] Filed: **Jan. 20, 1998**

[51] **LOC (6) Cl.** **08-06**

[52] **U.S. Cl.** **D8/313**

[58] **Field of Search** D8/300, 313, 314;
312/348.6; 16/110 R, 114 R, 124

[56] **References Cited**

U.S. PATENT DOCUMENTS

- D. 109,314 4/1938 De Vries .
- D. 130,596 12/1941 Wrigley .
- D. 225,206 11/1972 Heggen .
- 4,108,519 8/1978 Chervenak 16/114 R
- 4,850,502 7/1989 Davis 16/114 R

OTHER PUBLICATIONS

Sager Cat. No. 37; p. 169; Push Plate No. 3654, ©1937.

Primary Examiner—B. J. Bullock
Attorney, Agent, or Firm—Donald L. Beeson

[57] **CLAIM**


The ornamental design for a cabinet door handle, as shown and described.

DESCRIPTION

FIG. 1 is a top perspective view of a cabinet door handle in accordance with my new design;
FIG. 2 is another top perspective view of a cabinet door handle in accordance with my new design;
FIG. 3 is an front elevational view thereof;
FIG. 4 is a right side elevational view thereof;
FIG. 5 is a left side elevational view thereof; and,
FIG. 6 is a top plan view thereof.

The broken lines are shown in FIG. 1 for illustrative purposes only and indicate the nature and use of my new design.

1 Claim, 3 Drawing Sheets



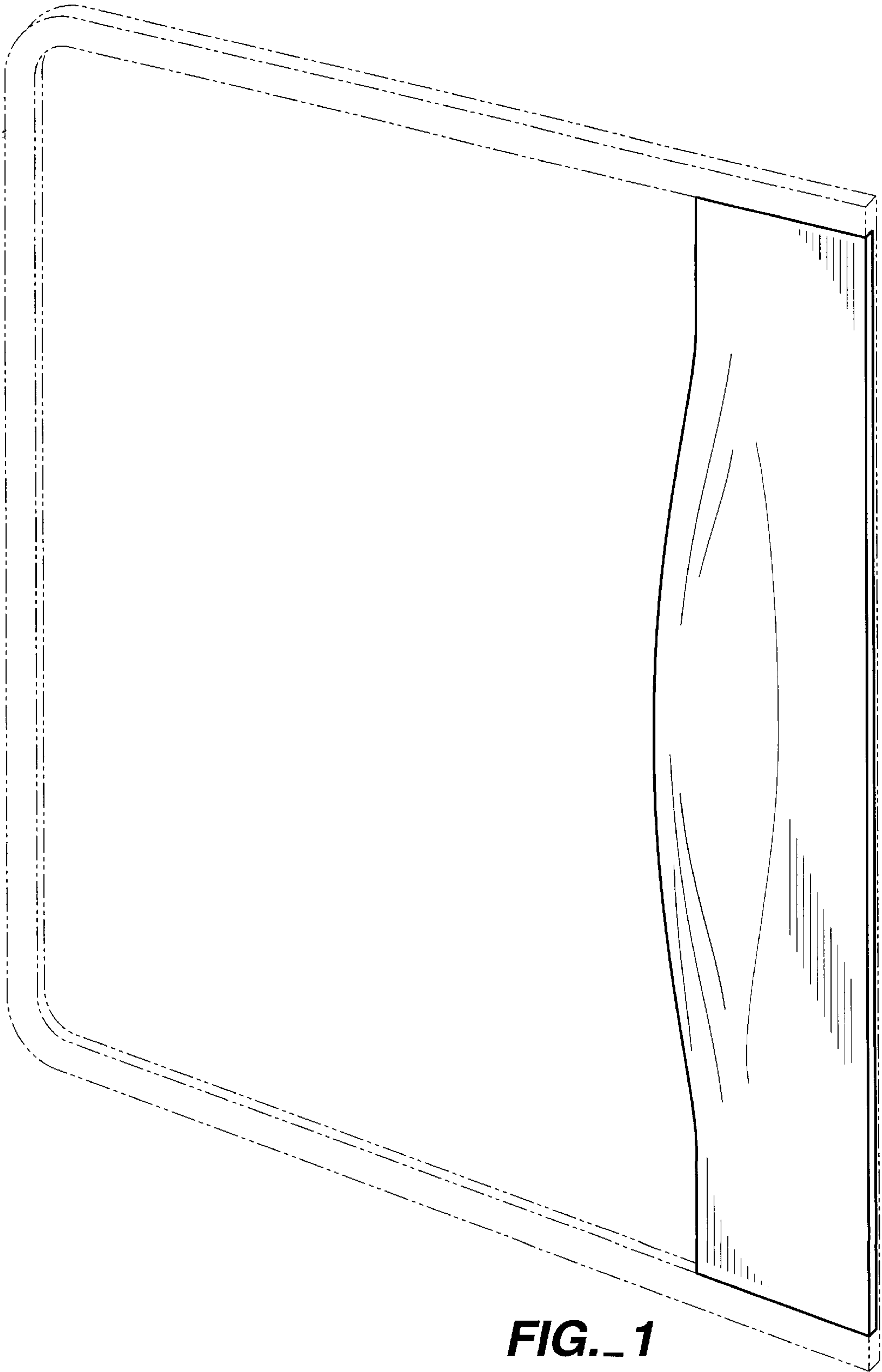


FIG. 1

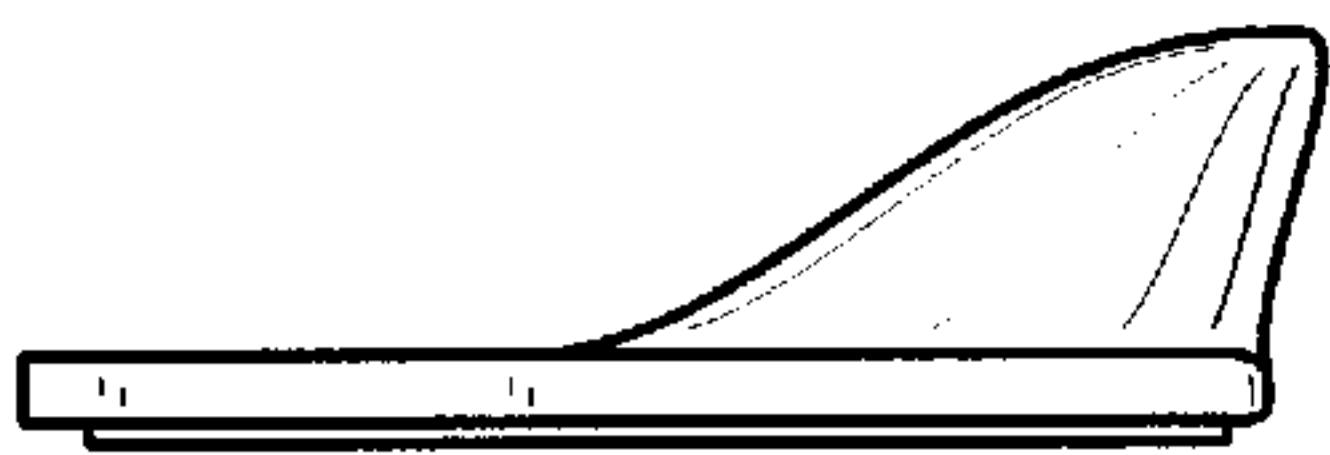


FIG. 6

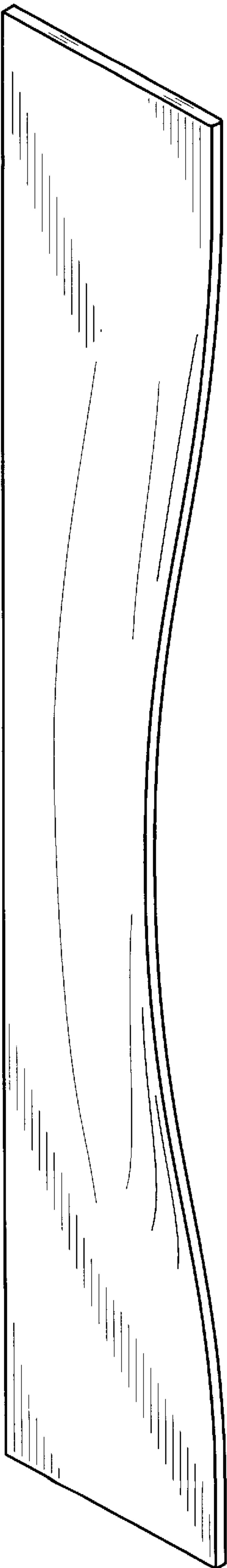


FIG. 2




FIG. 5




FIG._3

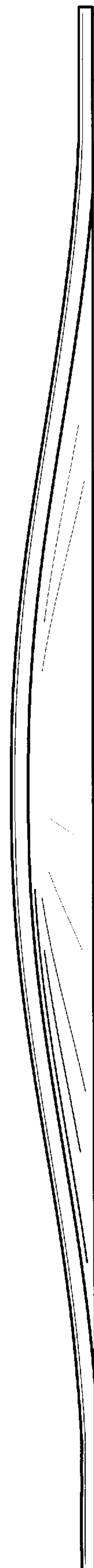


FIG._4