



US00D402527S

United States Patent [19]

Mahlmann et al.

[11] **Patent Number: Des. 402,527**

[45] **Date of Patent: **Dec. 15, 1998**

[54] **HANDLE FOR DOORS OR WINDOWS**

D. 356,484 3/1995 Scholl D8/308

[75] Inventors: **Veit Mahlmann; Sebastian Beck**, both of Hamburg, Germany

[73] Assignee: **HEWI Heinrich Wilke GmbH**, Bad Arolsen, Germany

[**] Term: **14 Years**

[21] Appl. No.: **80,480**

[22] Filed: **Dec. 10, 1997**

Related U.S. Application Data

[62] Division of Ser. No. 59,096, Sep. 3, 1996.

Foreign Application Priority Data

Mar. 1, 1996 [DE] Germany M 96 01 944.1

[51] **LOC (6) Cl. 08-06**

[52] **U.S. Cl. D8/308**

[58] **Field of Search D8/308; 74/519, 74/549; 16/110 R**

References Cited

U.S. PATENT DOCUMENTS

D. 317,706 6/1991 Boerl D8/308

OTHER PUBLICATIONS

Yale Architectural Hardware 1985 Condensed Cat.; p. 7; Lever SAR, 1985.

Forms + Surfaces—Omni Hardware; Back of Brochure; Lever HL93.

The Ironmonyli Cat.; p. 37: Lever 115-0305.

Resina-Premac Catalog; p. 4; Lever 5007.

Primary Examiner—B. J. Bullock

Attorney, Agent, or Firm—Michael J. Striker

[57] CLAIM

The ornamental design for a handle for doors or windows, as shown and described.

DESCRIPTION

FIG. 1 is a perspective view of a handle for doors and windows showing my new design;

FIG. 2 is a front view thereof;

FIG. 3 is a rear view thereof;

FIG. 4 is a plan view thereof;

FIG. 5 is a bottom view thereof;

FIG. 6 is a left side view thereof; and,

FIG. 7 is a right side view thereof.

1 Claim, 2 Drawing Sheets

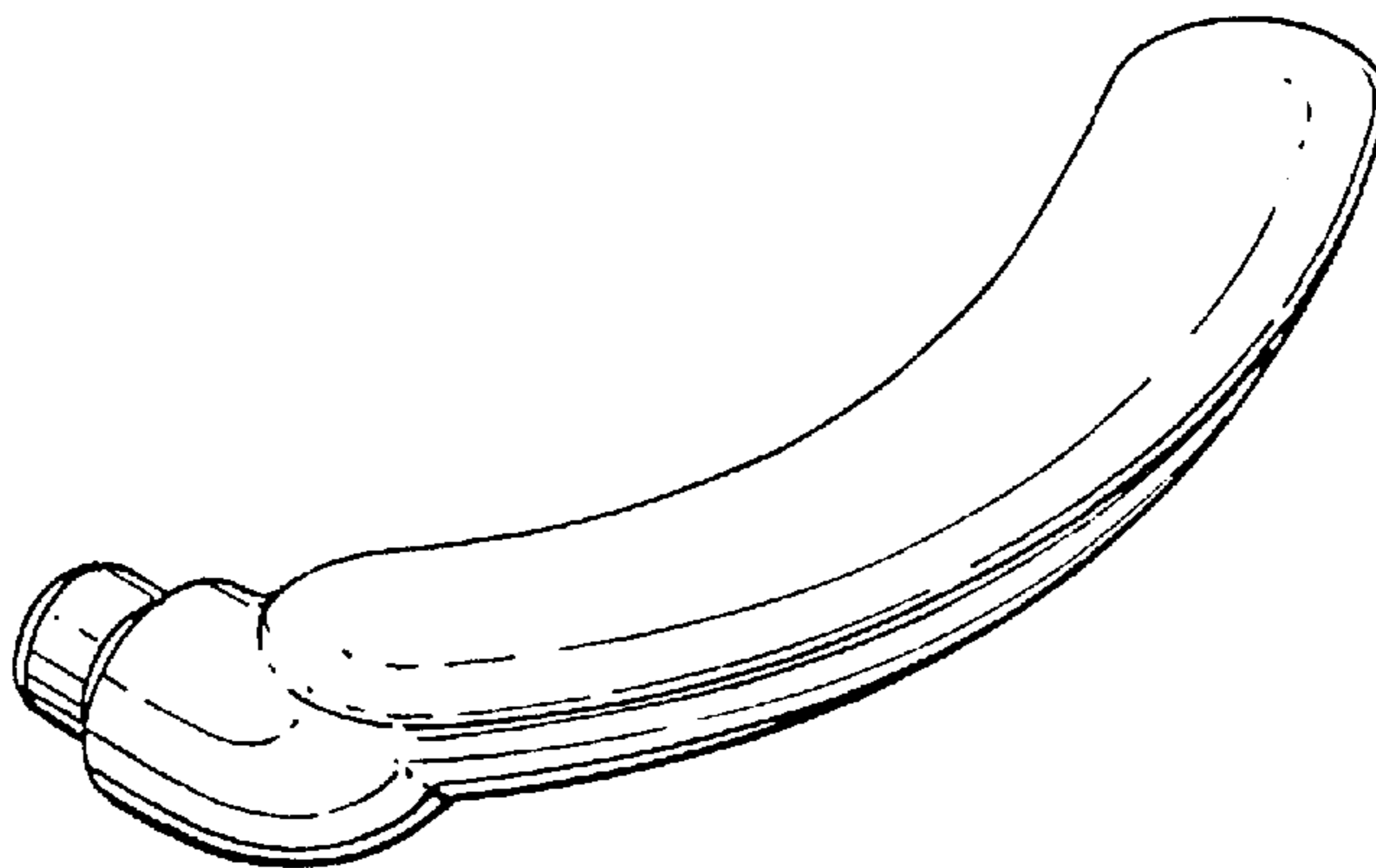


Fig. 1.

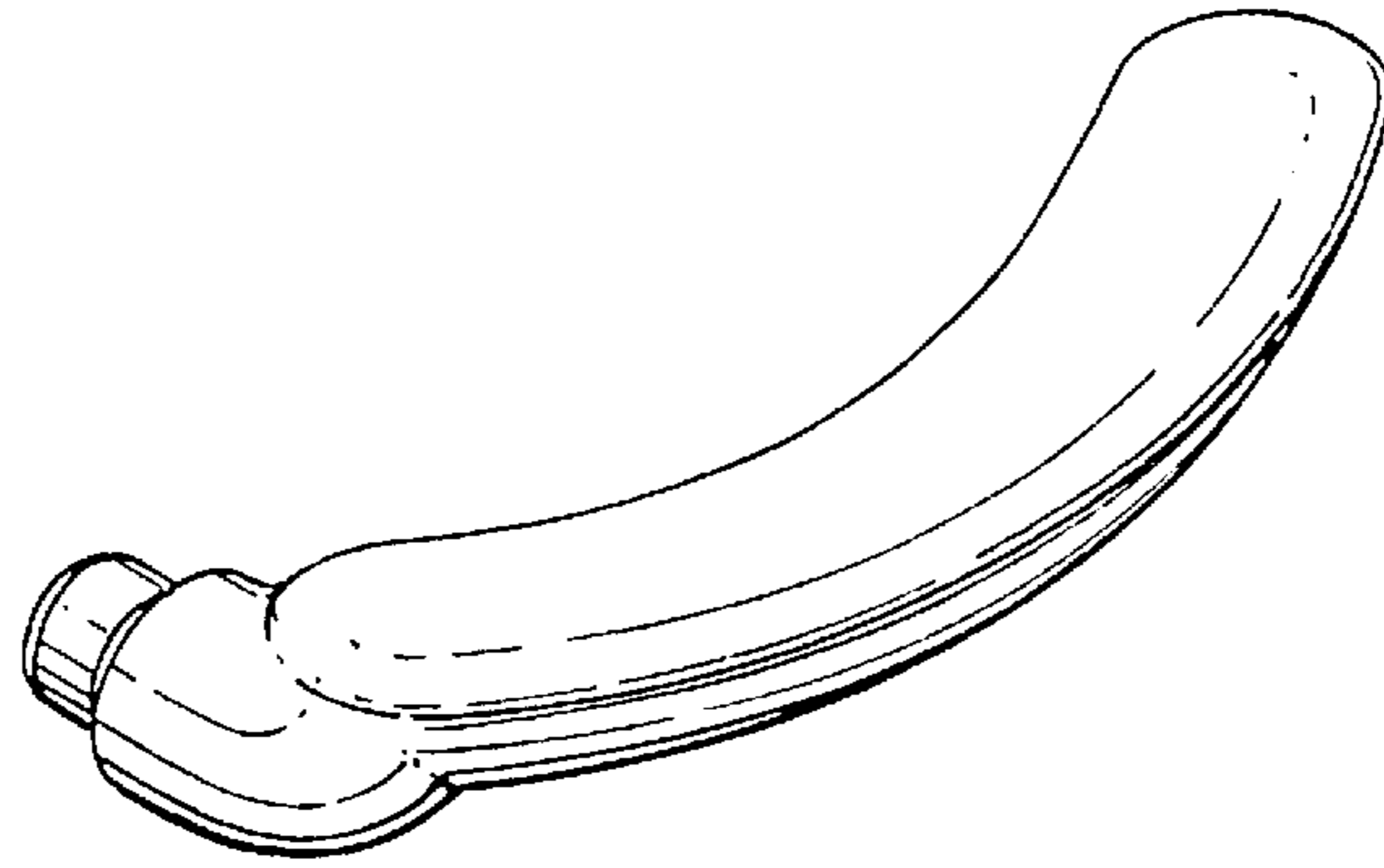


Fig. 2.




Fig. 3.




Fig. 4.




Fig. 5.

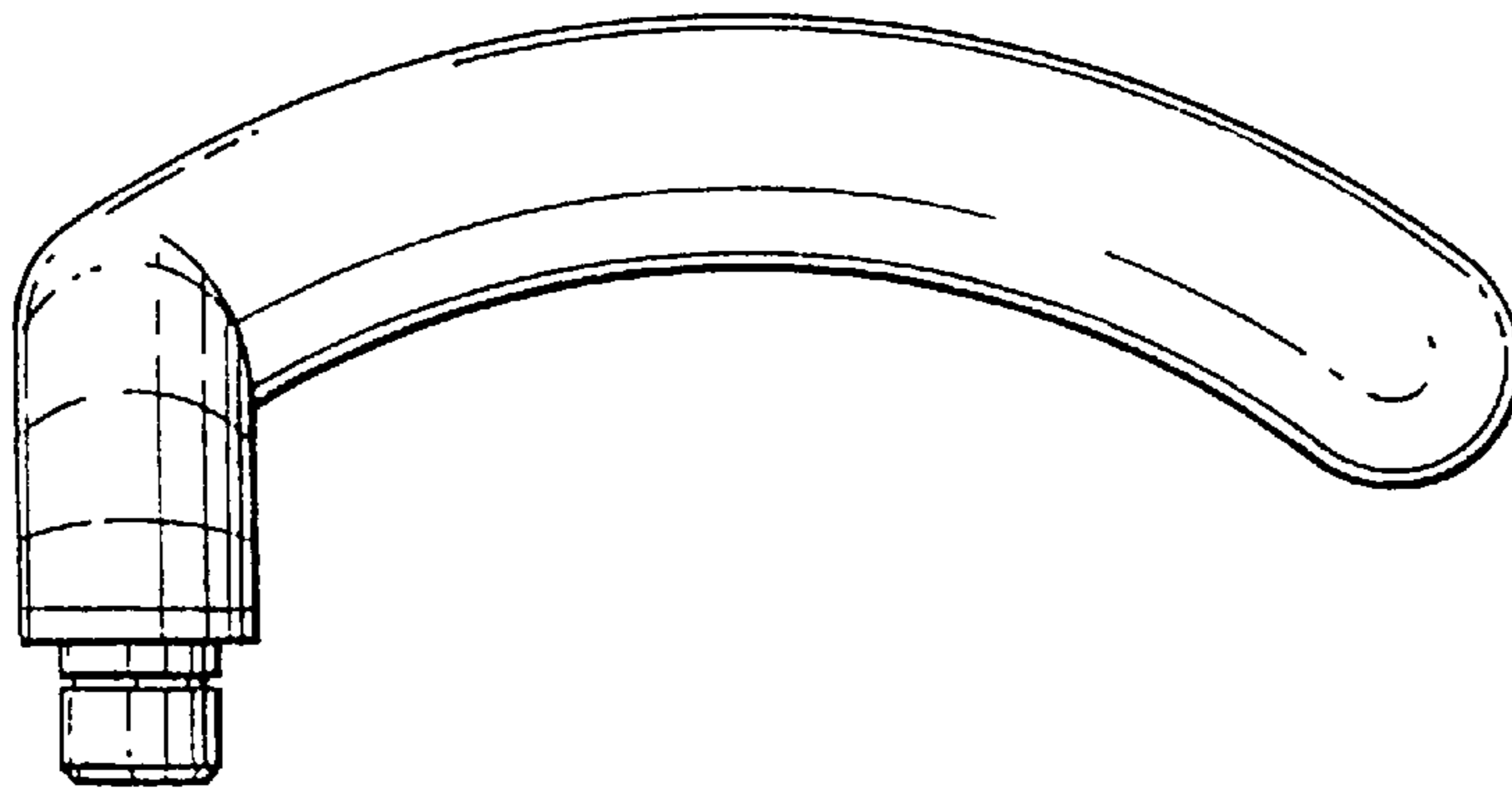


Fig. 6.




Fig. 7.

