



US00D402517S

United States Patent [19]

Gracia et al.

[11] Patent Number: **Des. 402,517**

[45] Date of Patent: ****Dec. 15, 1998**

[54] FAUCET NUT SOCKET

4,823,650 4/1989 Tuttle 81/124.2
5,615,587 4/1997 Foerster 81/125 X

[76] Inventors: **Josue' Gracia; Joseph S Gracia**, both
of 916 South Illinois, Weslaco, Tex.
78596

Primary Examiner—Philip S. Hyder
Assistant Examiner—Richelle Shelton

[**] Term: **14 Years**

[57] **CLAIM**

The ornamental design for a faucet nut socket, as shown.

[21] Appl. No.: **81,386**

DESCRIPTION

[22] Filed: **Dec. 31, 1997**

[51] **LOC (6) Cl.** **08-05**

[52] **U.S. Cl.** **D8/29**

[58] **Field of Search** D8/21-29, 70;
81/119, 124.7, 176.1, 176.15, 176.2, 177.5,
186

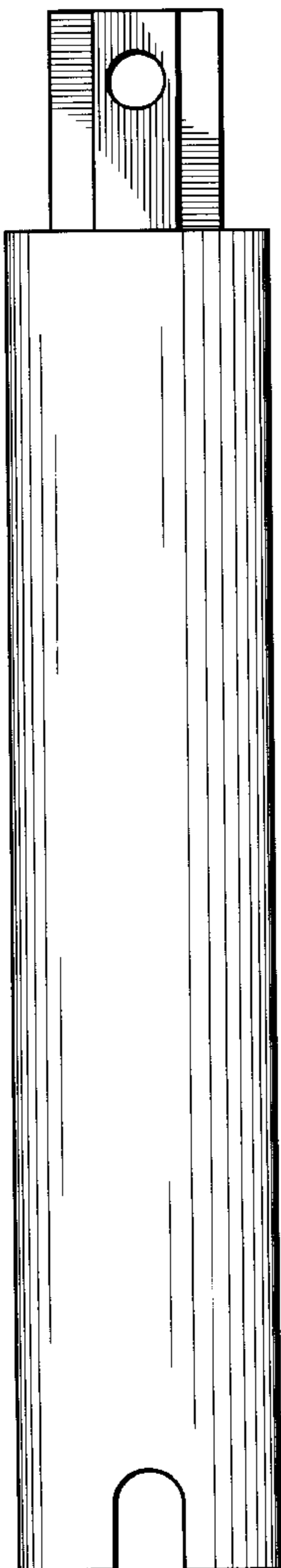
FIG. 1 is a front elevational view of the faucet nut socket of the present invention;
FIG. 2 is a back elevational view of the faucet nut socket of FIG. 1;
FIG. 3 is a left side elevational view of the faucet nut socket of FIG. 1;
FIG. 4 is a right side elevational view of the faucet nut socket of FIG. 1;
FIG. 5 is an enlarged top plan view of the faucet nut socket of FIG. 1; and,
FIG. 6 is an enlarged bottom plan view of the faucet nut socket of FIG. 1.

[56] References Cited

U.S. PATENT DOCUMENTS

D. 299,613	1/1989	Laurie	D8/29
D. 329,178	9/1992	Ackerman	D8/21
D. 366,403	1/1996	Yearwood	D8/27
D. 377,699	1/1997	McLaughlin	D32/46

1 Claim, 3 Drawing Sheets



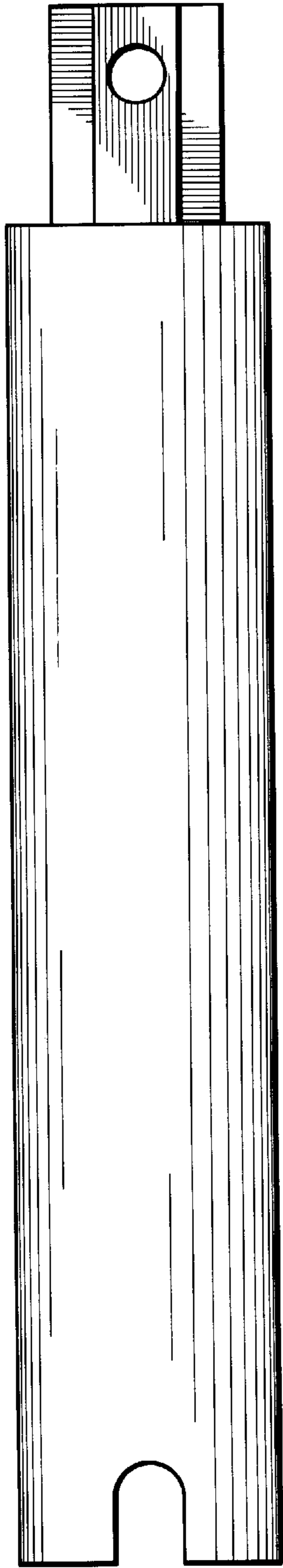


Fig. 1

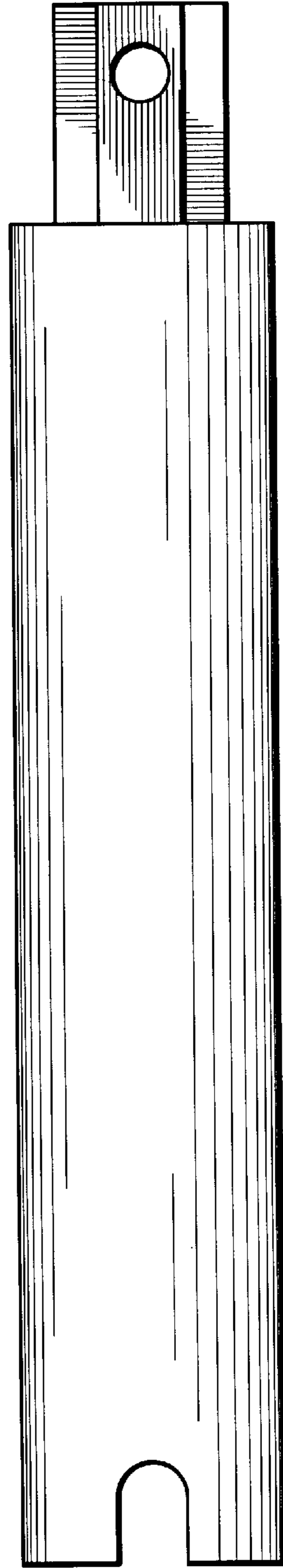


Fig. 2




Fig. 3




Fig. 4

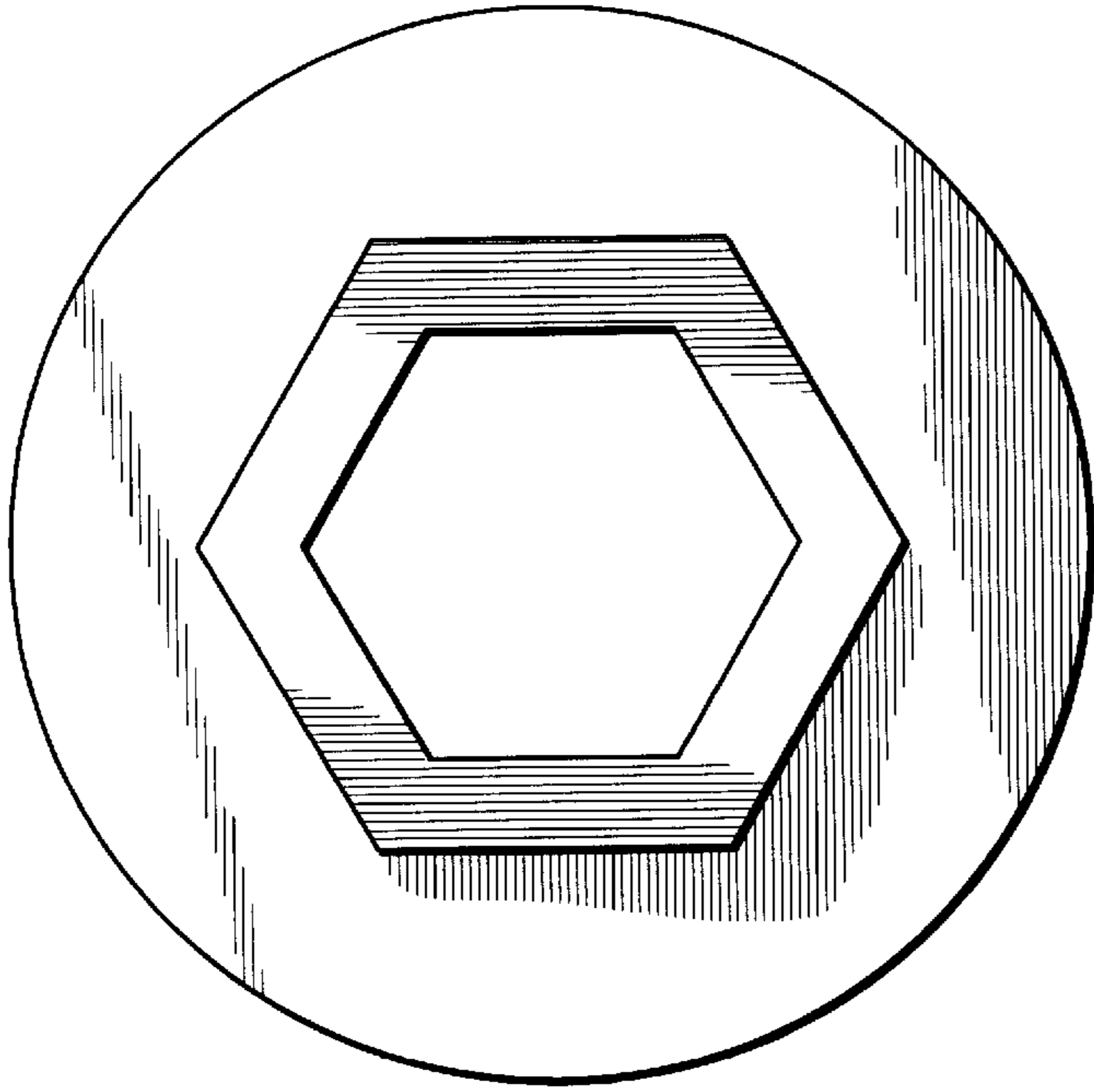


Fig. 5

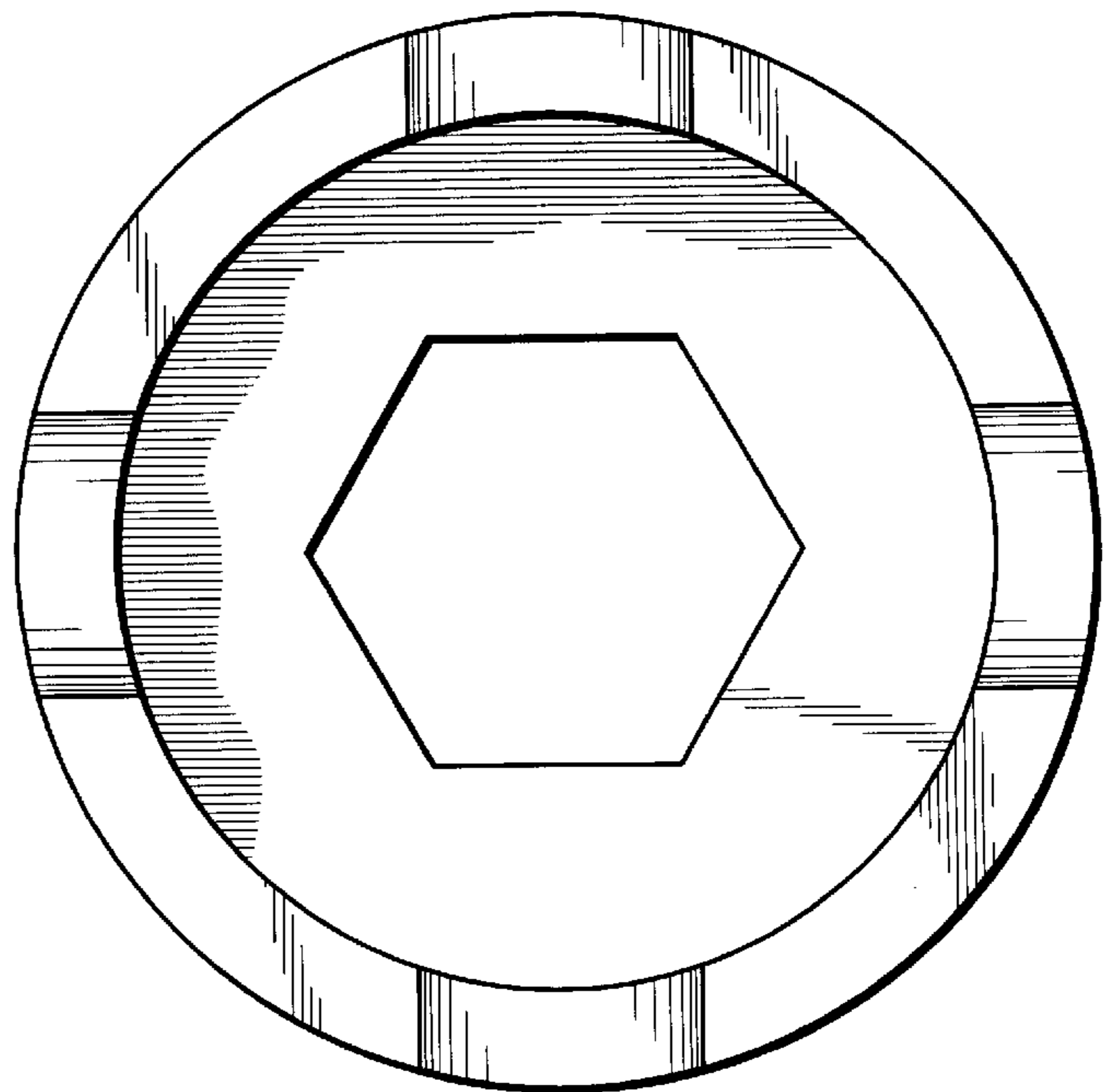


Fig. 6