

US00D402500S

# United States Patent [19] Welch

[11] Patent Number: Des. 402,500

[45] Date of Patent: \*\*Dec. 15, 1998

[54] FLATWARE HANDLE

[75] Inventor: Robert Welch, Nr. Stratford-Upon-Avon., United Kingdom

[73] Assignee: Ginkgo International, Ltd., Downers Grove, Ill.

[\*\*] Term: 14 Years

[21] Appl. No.: 78,364

[22] Filed: Oct. 24, 1997

### [30] Foreign Application Priority Data

Apr. 26, 1997 [GB] United Kingdom ..... 2065233

[51] LOC (6) Cl. .... 07-03

[52] U.S. Cl. .... D7/401.2; D7/649; D7/653

[58] Field of Search ..... D7/642, 645, 649, D7/650, 653, 662-664, 401.2; 30/142, 147-150, 322, 324, 329, 340, 342-344

### [56] References Cited

#### U.S. PATENT DOCUMENTS

D. 25,320 3/1896 Snow ..... D7/649  
D. 186,054 9/1959 Ressegger ..... D7/654  
D. 254,947 5/1980 Knope ..... D7/649

#### OTHER PUBLICATIONS

The gift and Art Buyer magazine; p. 17; Lauffer stainless steel; design No. 1; knife left side, Jun. 1958.

Primary Examiner—Caron D. Veynar

Attorney, Agent, or Firm—Hancock & Estabrook; August E. Roehrig, Jr.

### [57] CLAIM

The ornamental design for a flatware handle, as shown and described.

### DESCRIPTION

FIG. 1 is a top view of my invention on a knife, the bottom view being a mirror image thereof;

FIG. 2 is a side elevational view of the knife illustrated in FIG. 1, the opposite side elevational view being a mirror image thereof;

FIG. 3 is a cross sectional view taken along lines 3—3 of FIG. 2;

FIG. 4 is a second embodiment showing a top view of my invention on a fork, the bottom view being a mirror image thereof;

FIG. 5 is a side elevational view of the fork illustrated in FIG. 4, the opposite side elevational view being a mirror image thereof;

FIG. 6 is a cross sectional view taken along lines 6—6 of FIG. 5;

FIG. 7 is a third embodiment showing a top view of my invention on a spoon, the bottom view being a mirror image thereof;

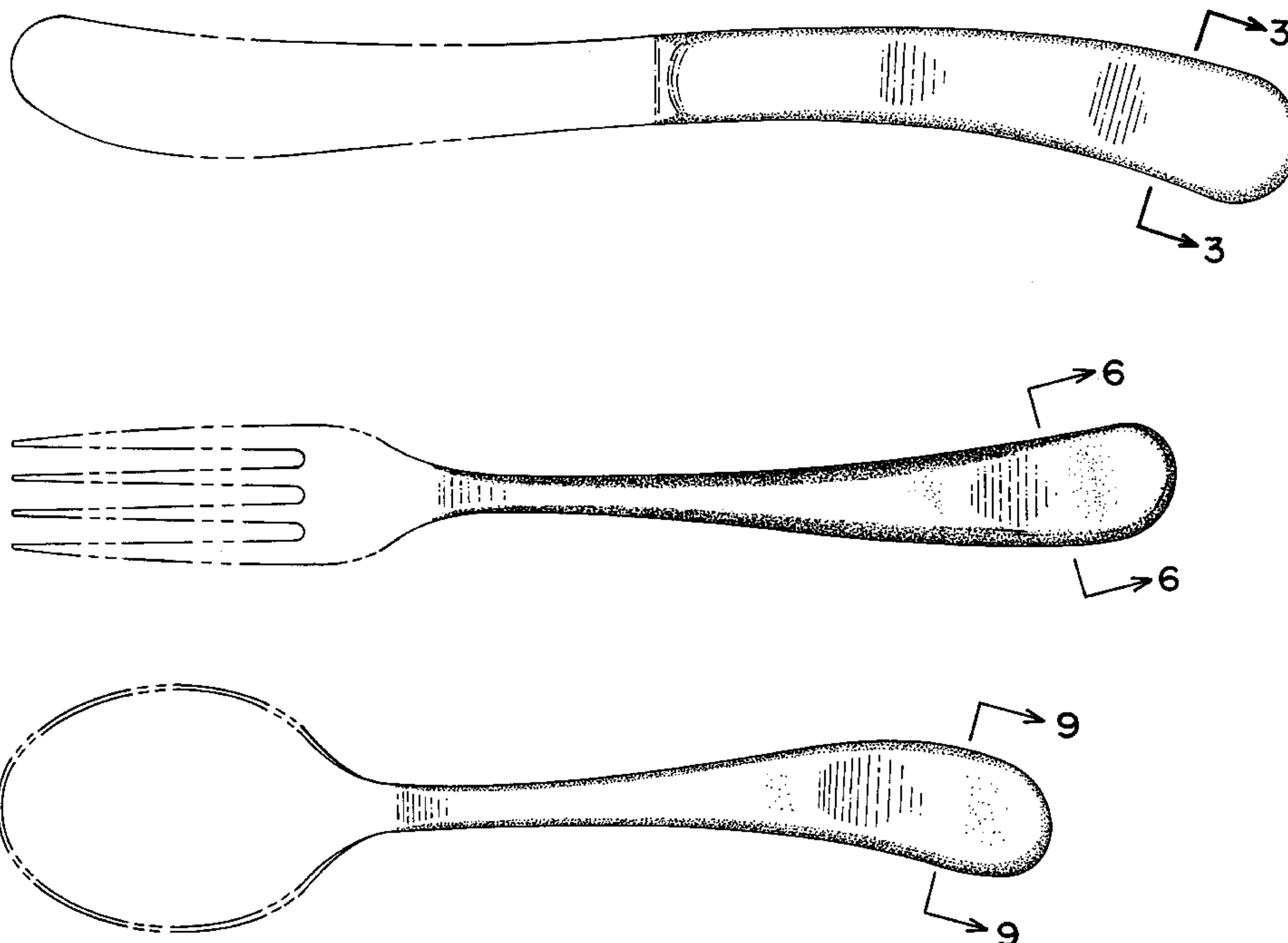
FIG. 8 is a side elevational view of the spoon illustrated in FIG. 7, the opposite side elevational view being a mirror image thereof; and,

FIG. 9 is a cross sectional view taken along lines 9—9 of FIG. 8.

The front view of the knife, fork and spoon would not show my flatware handle design.

The broken line showing of a portion of the knife, fork and spoon is for illustrative purposes only, and forms no part of the claimed design.

1 Claim, 3 Drawing Sheets



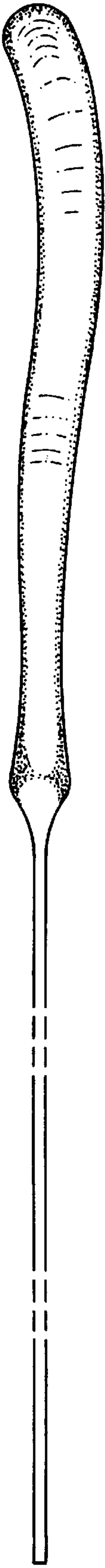


FIG. 1

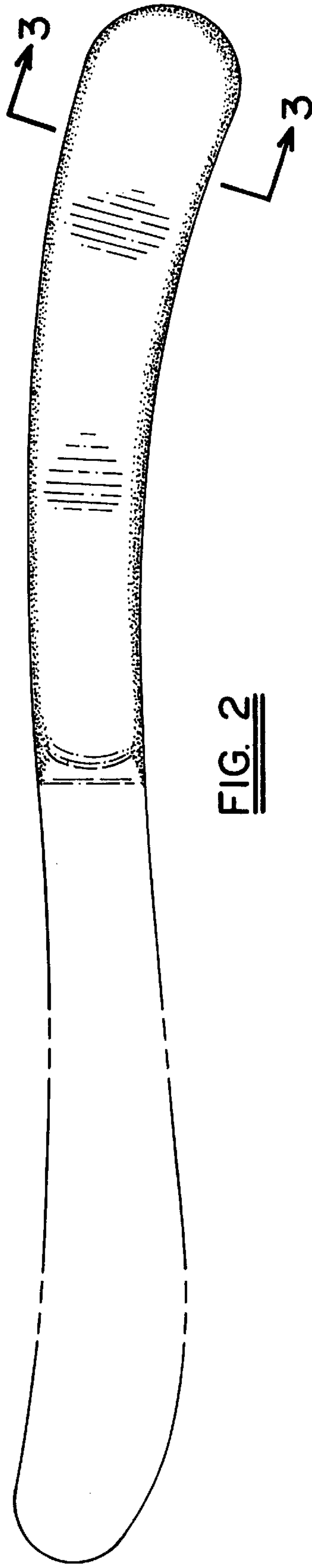

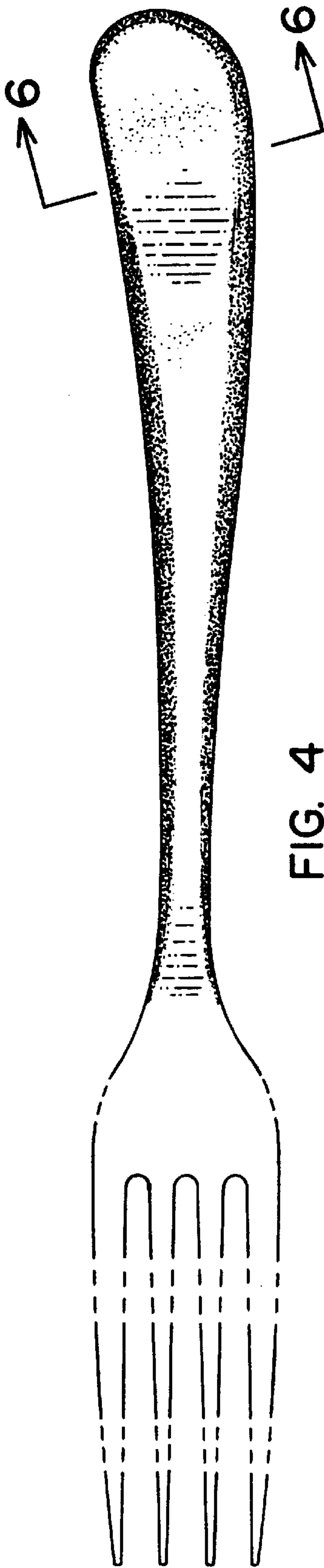


FIG. 2



FIG. 3



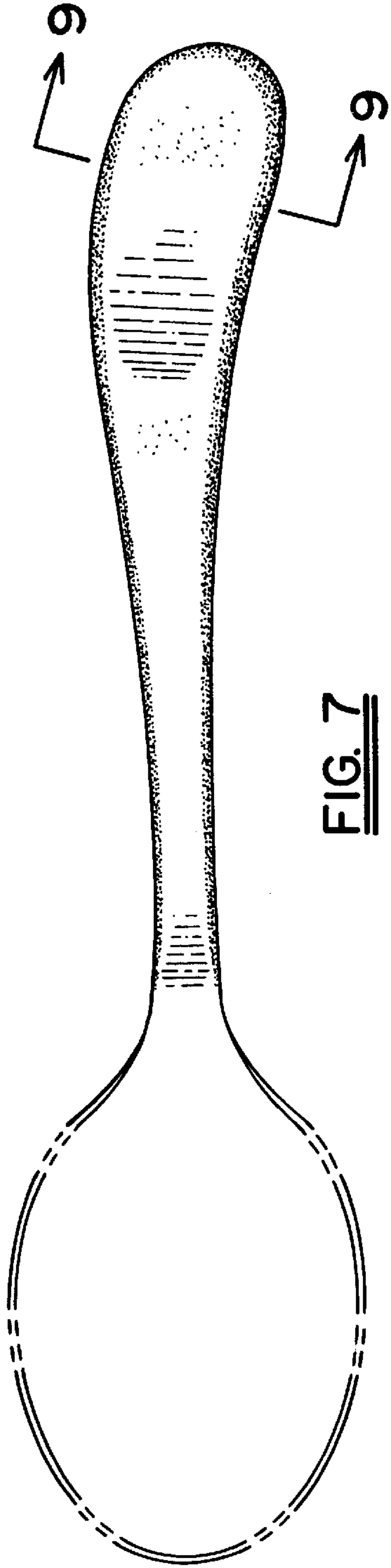


FIG. 7



FIG. 9



FIG. 8