



US00D402492S

United States Patent [19] Chen

[11] **Patent Number: Des. 402,492**

[45] **Date of Patent: **Dec. 15, 1998**

[54] **BATHROOM CABINET**

D. 375,221 11/1996 Palka D6/561

[76] Inventor: **Joe Chen**, 30 Bedminster Rd.,
Randolph, N.J. 07869

[**] Term: **14 Years**

[21] Appl. No.: **62,605**

[22] Filed: **Nov. 19, 1996**

[51] **LOC (6) Cl. 08-08**

[52] **U.S. Cl. D6/561**

[58] **Field of Search** D6/559-561; 312/34.1,
312/34.4, 224, 227, 242, 245, 34.8; 211/123

[56] **References Cited**

U.S. PATENT DOCUMENTS

- D. 150,377 7/1948 Spence .
- D. 170,018 7/1953 Greenlee .
- D. 171,330 1/1954 Greenlee D6/561
- D. 249,420 9/1978 Mountain et al. D6/561
- D. 260,953 9/1981 Patterson D6/561
- D. 373,038 8/1996 Chen .

OTHER PUBLICATIONS

Beautycraft Cabinets brochure, p. 7.
"Touch of Class Catalogue", Spring, 1980, p. 17.

Primary Examiner—Brian N. Vinson
Attorney, Agent, or Firm—Dilworth & Barrese


[57] **CLAIM**

The ornamental design of a bathroom cabinet, as shown and described.

DESCRIPTION

FIG. 1 is a perspective view of the bathroom cabinet;
FIG. 2 is a top plan view of the bathroom cabinet;
FIG. 3 is a front elevational view of the bathroom cabinet;
FIG. 4 is a left side elevational view of the bathroom cabinet,
the right side elevational view being a mirror image of the
left side elevational view;
FIG. 5 is a rear view of the bathroom cabinet; and,
FIG. 6 is a bottom view of the bathroom cabinet.

1 Claim, 3 Drawing Sheets






FIG. 1




FIG. 2




FIG. 3

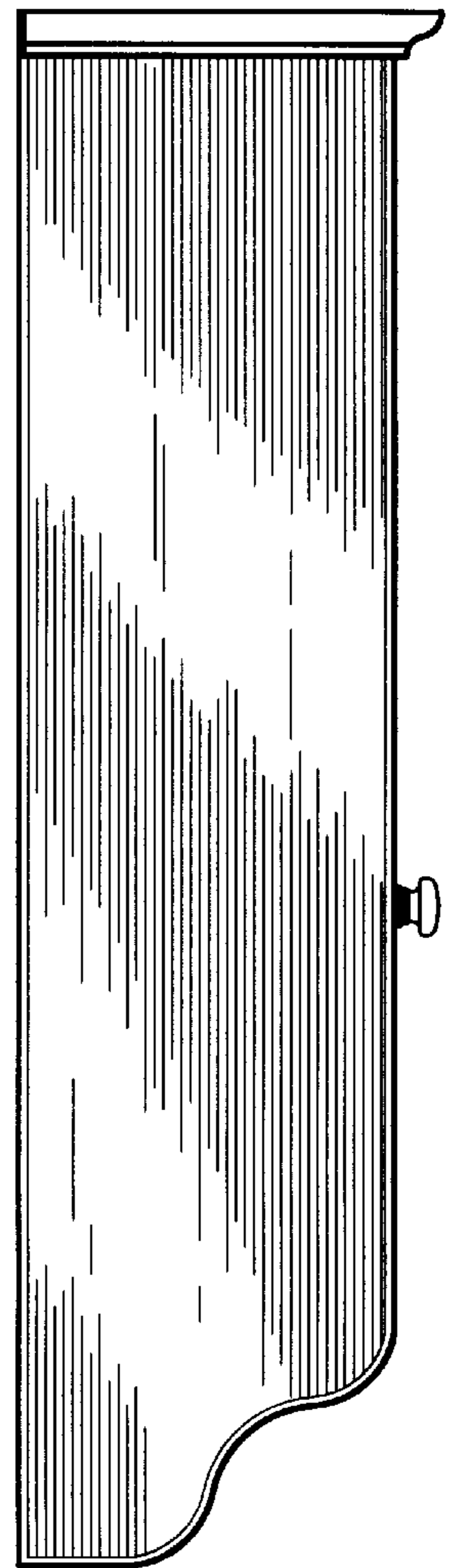


FIG. 4

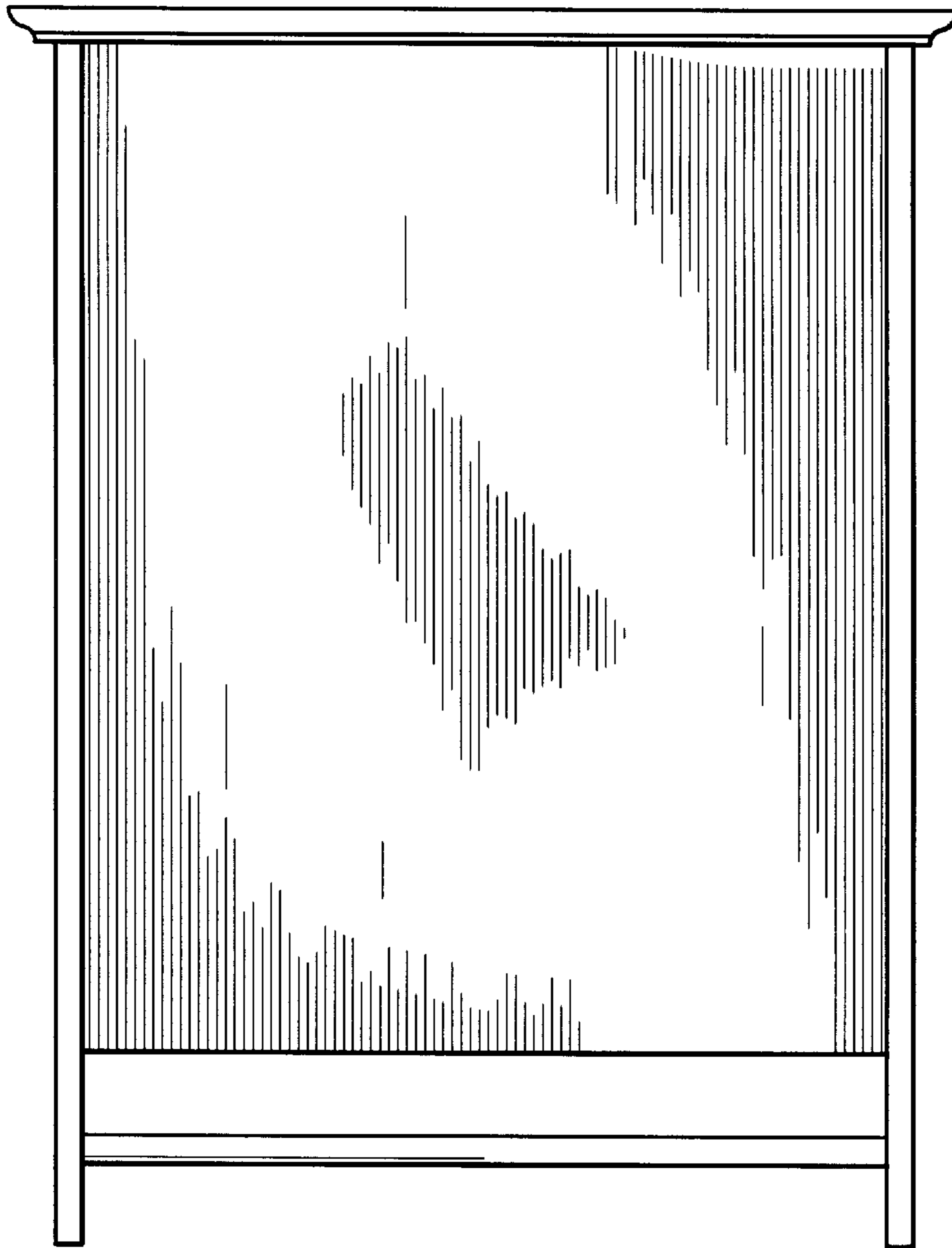


FIG. 5

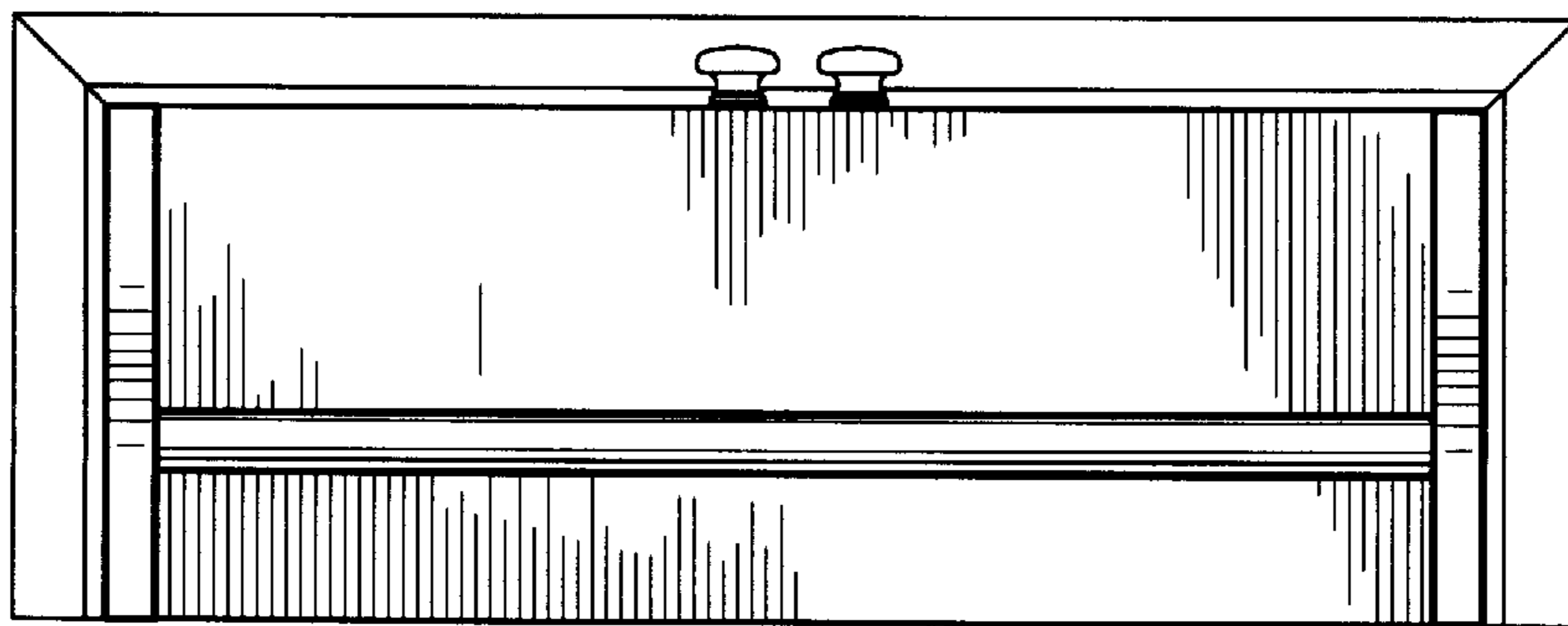


FIG. 6