



US00D402465S

United States Patent [19] Barefoot

[11] **Patent Number: Des. 402,465**

[45] **Date of Patent: **Dec. 15, 1998**

[54] **FLEXIBLE POUCH**

5,472,281 12/1995 Phelps 383/43

[76] Inventor: **Harold E. Barefoot**, West Milton, Ohio
45383

Primary Examiner—Louis S. Zarfes
Assistant Examiner—Monica A. Weingart
Attorney, Agent, or Firm—William Weigl

[**] Term: **14 Years**

[57] **CLAIM**

[21] Appl. No.: **80,144**

The ornamental design for a flexible pouch, as shown and described.

[22] Filed: **Dec. 1, 1997**

DESCRIPTION

[51] **LOC (6) Cl.** **03-01**

[52] **U.S. Cl.** **D3/303; D3/247; D3/245;**
D3/234

[58] **Field of Search** D2/232, 303, 234,
D2/245, 247, 246; 150/112, 118, 150, 900;
206/37, 815; 383/43, 907

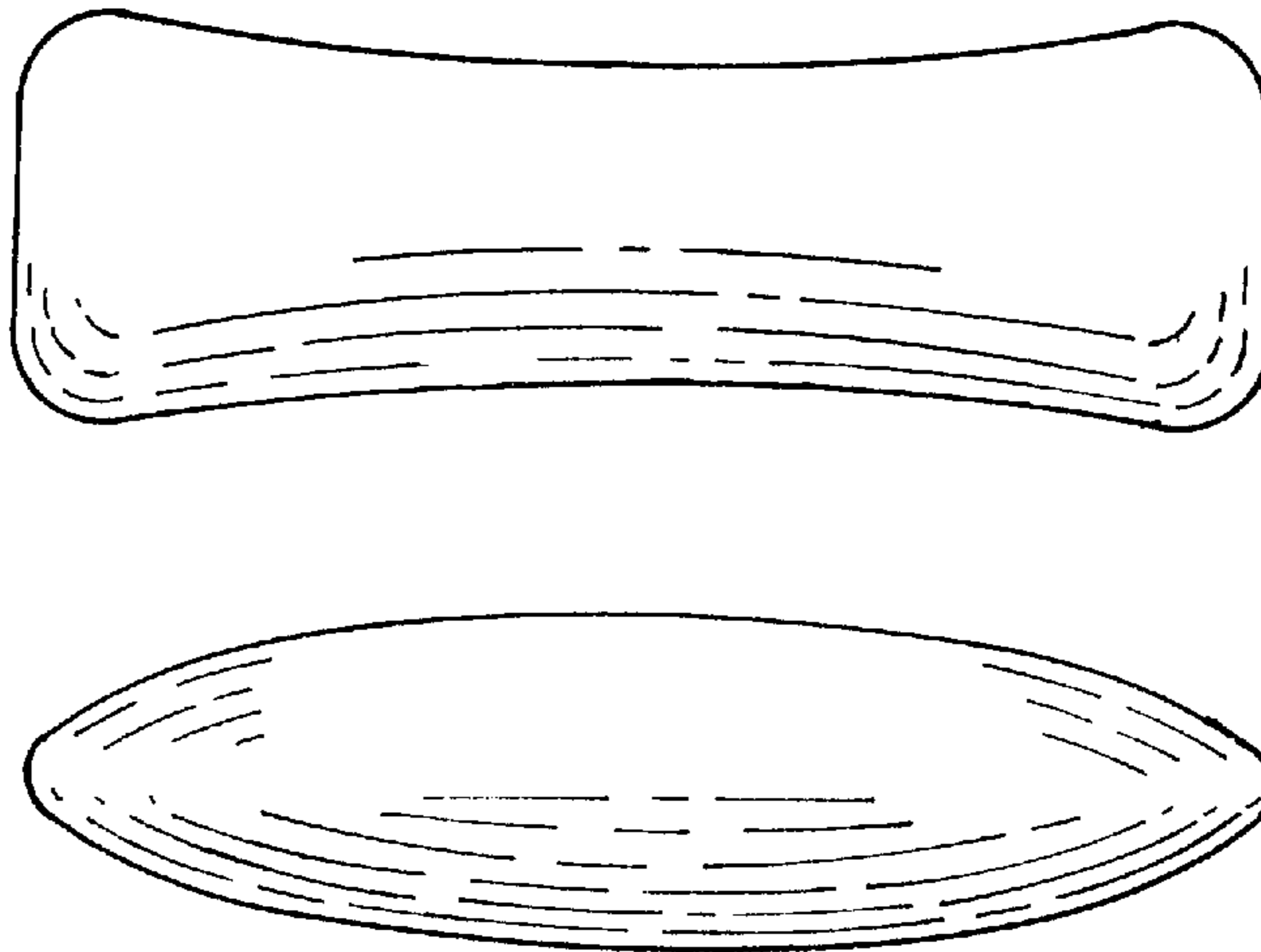
FIG. 1 is a side view of the flexible pouch;
FIG. 2 is a top view taken looking downwardly toward FIG. 1 and illustrating a slit which can be opened to permit access to a hollow center of the flexible pouch;
FIG. 3 is a bottom view of the flexible pouch of FIG. 1, and is essentially the mirror image of FIG. 2 but without having a slit;
FIG. 4 is an end view of FIG. 1 looking from the right toward the left of FIG. 1, the opposite end view being a mirror image thereof; and,
FIG. 5 is a vertical cross-sectional view of FIG. 1 illustrating the wall thickness of the flexible pouch, and is taken looking from the center of FIG. 1 toward the left end thereof.

[56] **References Cited**

U.S. PATENT DOCUMENTS

D. 393,150	4/1998	Swanston et al.	D3/247
2,125,353	8/1938	Meier	383/43
2,416,732	3/1947	Barnett	206/37
2,498,202	2/1950	Dingman	206/37
2,667,906	2/1954	Stiller	206/37
2,696,342	12/1954	Toborg	383/907

1 Claim, 1 Drawing Sheet






FIG. 1

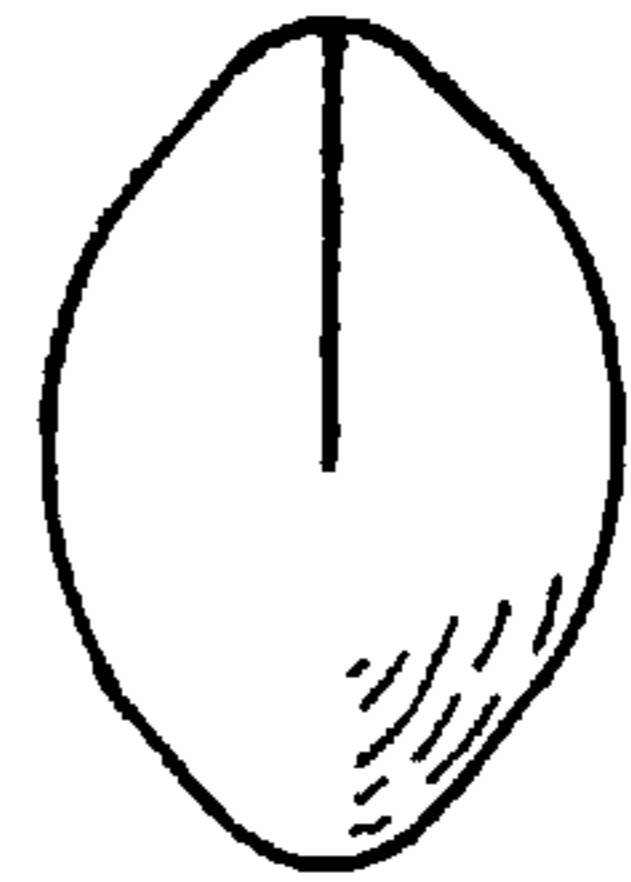


FIG. 4



FIG. 2




FIG. 5



FIG. 3