

US00D402452S

United States Patent [19] Allen

[11] **Patent Number: Des. 402,452**

[45] **Date of Patent: **Dec. 15, 1998**

[54] **BLADDER FOR USE IN A SHOE**
[75] Inventor: **Bernie Allen**, Wayland, Mass.
[73] Assignee: **Acushnet Company**, Fairhaven, Mass.
[**] Term: **14 Years**

1,819,539	8/1931	Bringardner	D2/961
5,113,599	5/1992	Cohen et al.	36/88
5,185,943	2/1993	Tong et al.	36/35 R
5,313,717	5/1994	Allen et al.	36/29
5,444,926	8/1995	Allen et al.	36/29
5,664,342	9/1997	Buchsenschuss	36/43

[21] Appl. No.: **76,583**
[22] Filed: **Sep. 10, 1997**

Related U.S. Application Data

[63] Continuation-in-part of Ser. No. 614,758, Mar. 13, 1996, and a continuation-in-part of Ser. No. 616,130, Mar. 14, 1996.
[51] **LOC (6) Cl.** **02-04**
[52] **U.S. Cl.** **D2/961**
[58] **Field of Search** D2/961; 428/34.1; 36/153, 43, 86, 88, 114, 29, 3 B, 119, 117, 93, 89, 176, 35 R

[56] References Cited

U.S. PATENT DOCUMENTS

D. 343,504	1/1994	Lee	D2/961
D. 391,751	3/1998	Santos et al.	D2/961
1,210,066	12/1916	Hara	D2/961
1,808,461	6/1931	Gregarek	36/43

FOREIGN PATENT DOCUMENTS

WO 96/28055 9/1996 WIPO .

Primary Examiner—Doris V. Coles
Attorney, Agent, or Firm—Pennie & Edmonds LLP

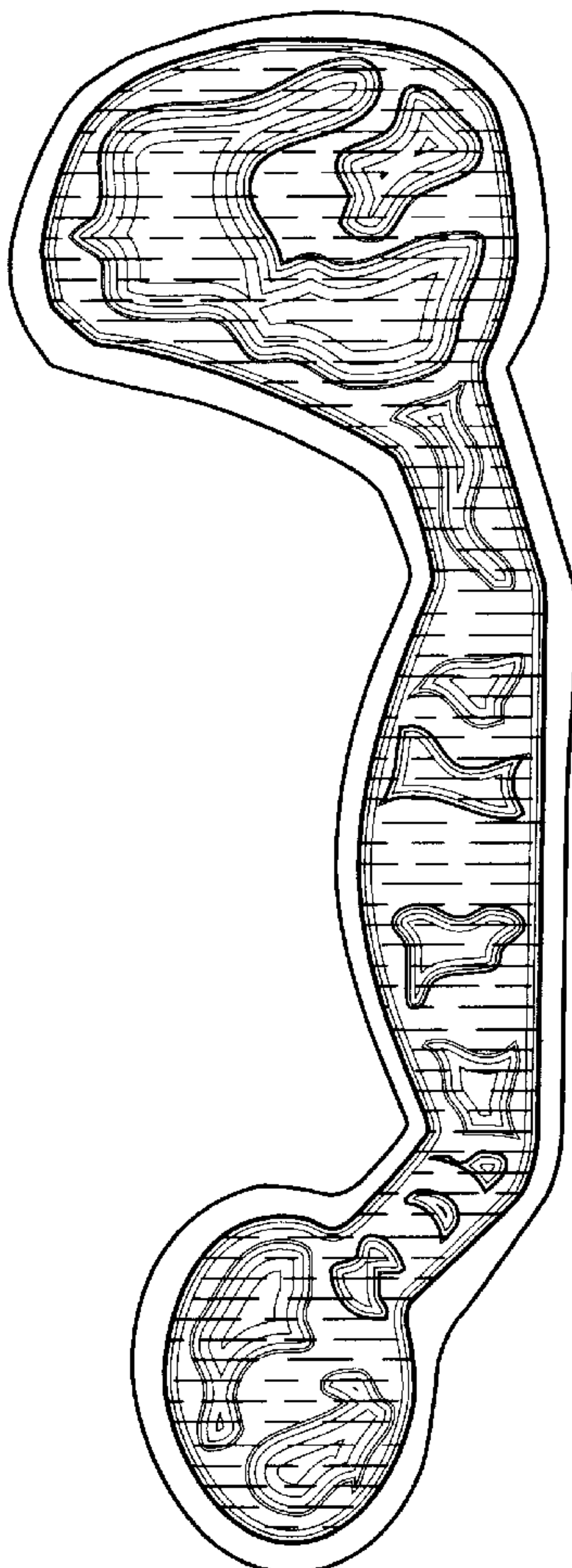
[57] CLAIM

The ornamental design for a bladder for use in a shoe, as shown and described.

DESCRIPTION

FIG. 1 is a top view of a bladder for use in a shoe according to the invention;
FIG. 2 is a side view thereof;
FIG. 3 is a side view from the other side thereof;
FIG. 4 is a bottom view thereof;
FIG. 5 is a front view thereof;
FIG. 6 is a rear view thereof; and,
FIG. 7 is a prospective view thereof.

1 Claim, 2 Drawing Sheets



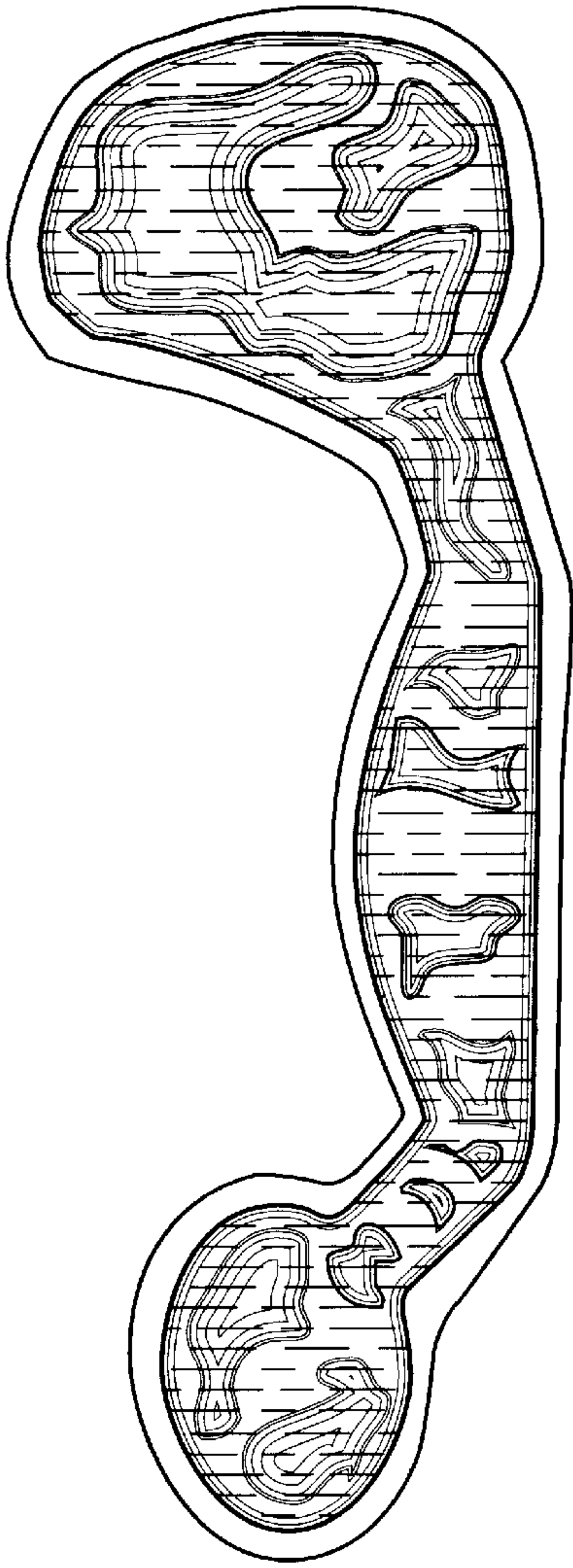


FIG. 1



FIG. 2



FIG. 3

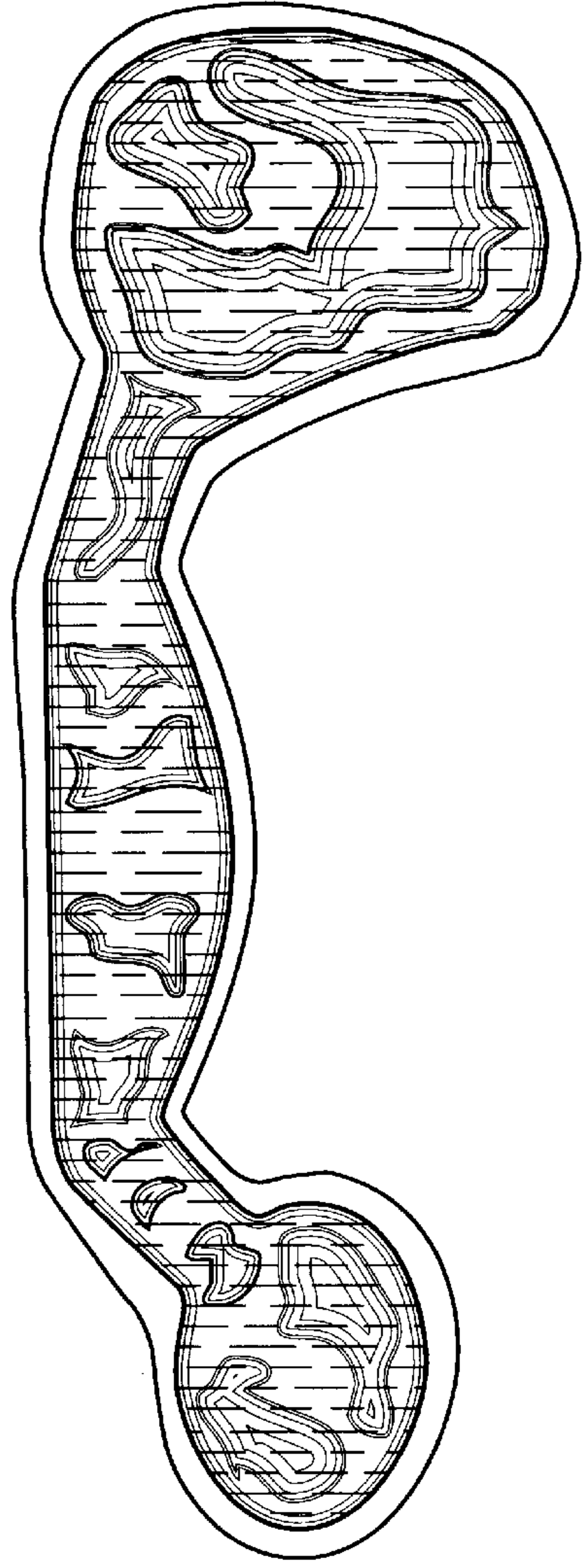


FIG. 4




FIG. 5



FIG. 6

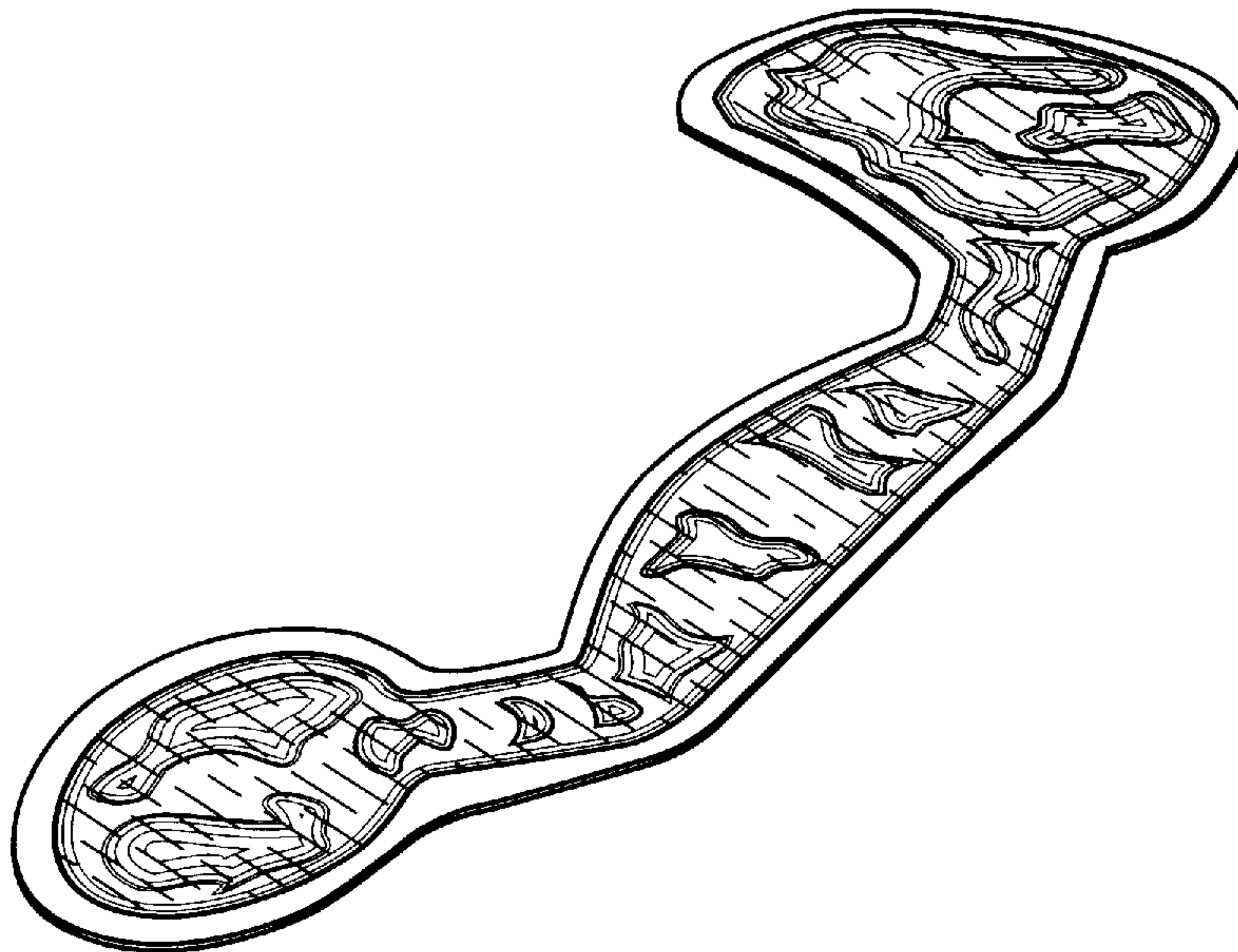


FIG. 7