



US00D402449S

United States Patent [19]

[11] **Patent Number: Des. 402,449**

Robinson et al.

[45] **Date of Patent: **Dec. 15, 1998**

[54] **GOLF SHOE SOLE**

4,747,220 5/1988 Autry et al. .
5,077,916 1/1992 Beneteau .
5,367,791 11/1994 Gross et al. .
5,533,282 7/1996 Kataoka et al. .

[75] Inventors: **Douglas K. Robinson**, Mansfield, Mass.; **John F. Lane, III**, Stratham, N.H.; **John J. Erickson**, Brockton, Mass.

OTHER PUBLICATIONS

[73] Assignee: **Acushnet Company**, Fairhaven, Mass.

Titleist and Foot-Joy Worldwide Catalog, 1997, U.S.A., Cover page and pp. 25, 27, 32, 33, 38.

[**] Term: **14 Years**

Robinson et al., U.S. Patent Application entitled "Multi-layer Outsole," filed Jan. 23, 1998, Serial No. (Unassigned).

[21] Appl. No.: **82,515**

Primary Examiner—Celia Murphy
Attorney, Agent, or Firm—Pennie & Edmonds LLP

[22] Filed: **Jan. 23, 1998**

[51] **LOC (6) Cl. 02-04**

[57] CLAIM

[52] **U.S. Cl. D2/951; D2/954**

The ornamental design for a golf shoe sole, as shown and described.

[58] **Field of Search** D2/897, 902, 906, D2/908, 914, 916, 919, 946-962, 964; 36/44, 85, 101, 103, 104, 106, 113-115, 124, 126, 127-130, 3 B, 11.5, 12-15, 22 R, 25 R, 30 R, 32 R, 32 A, 33, 172

DESCRIPTION

[56] References Cited

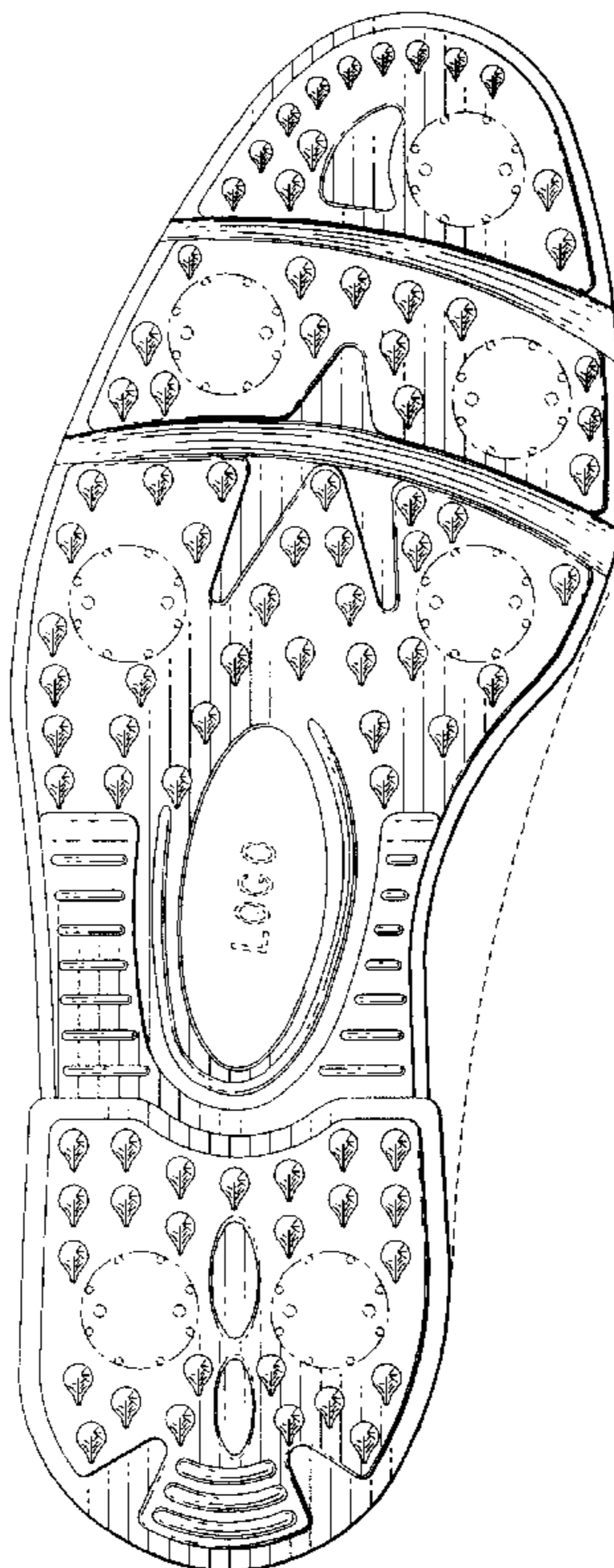
FIG. 1 is a perspective view of the golf shoe sole showing our new design;
FIG. 2 is a bottom plan view thereof;
FIG. 3 is a front elevational view thereof;
FIG. 4 is a rear elevational view thereof;
FIG. 5 is a side elevational view thereof; and,
FIG. 6 is an opposite side elevational view thereof.

U.S. PATENT DOCUMENTS

Re. 21,173	8/1939	Fuller .	
D. 266,371	10/1982	Stubblefield .	
D. 288,262	2/1987	Yokoishi .	
D. 290,781	7/1987	Grubel .	
D. 303,871	10/1989	Driscoll .	
D. 345,453	3/1994	Carpenter	D2/955
D. 351,495	10/1994	Nagai et al. .	
D. 378,319	3/1997	Miyauchi	D2/960
1,749,351	3/1930	McQueen .	
4,677,765	7/1987	Lubet et al. .	

The broken lines showing a shoe upper in FIGS. 1-6, the broken lines showing golf cleats in FIGS. 1, 3-6, and the broken lines showing a logo in FIGS. 1 and 3 are for illustrative purposes only and form no part of the claimed design.

1 Claim, 4 Drawing Sheets



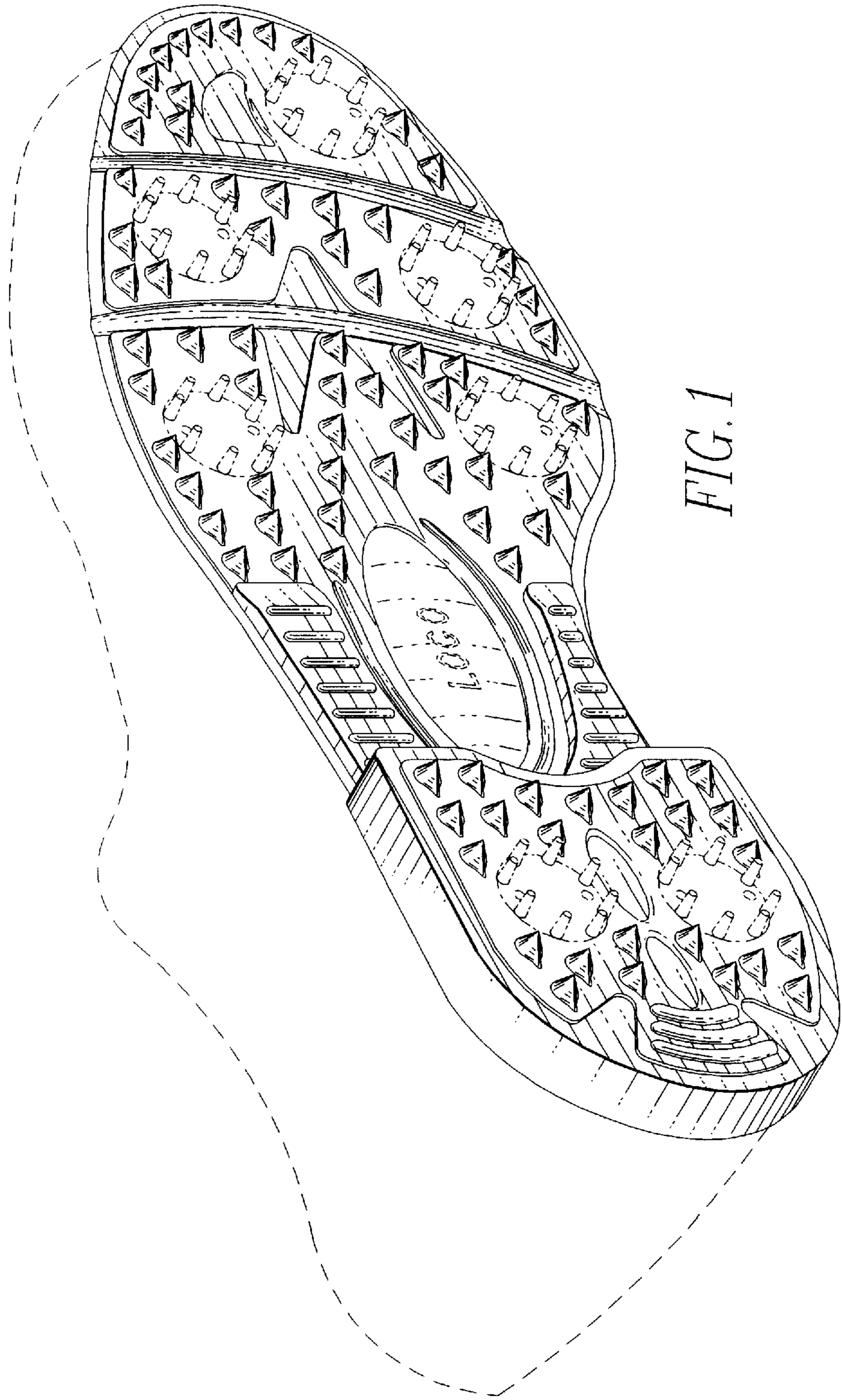


FIG. 1

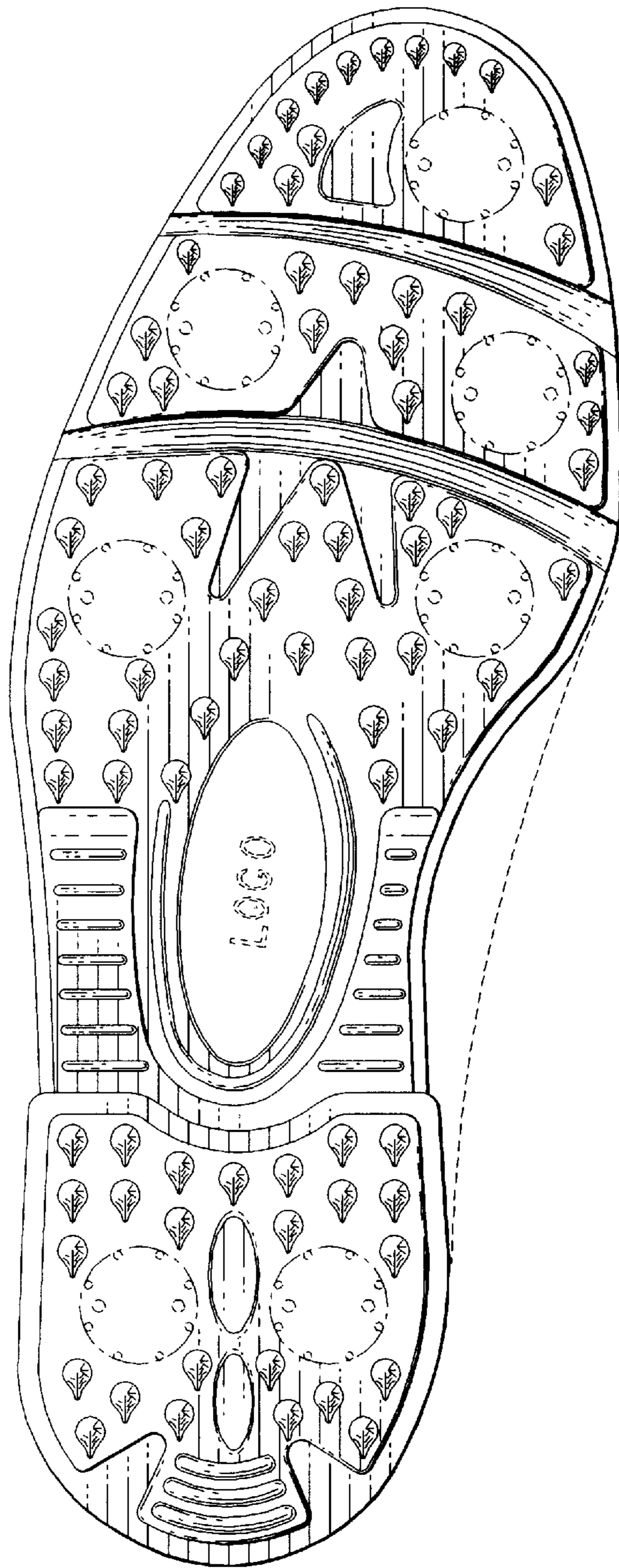


FIG. 2

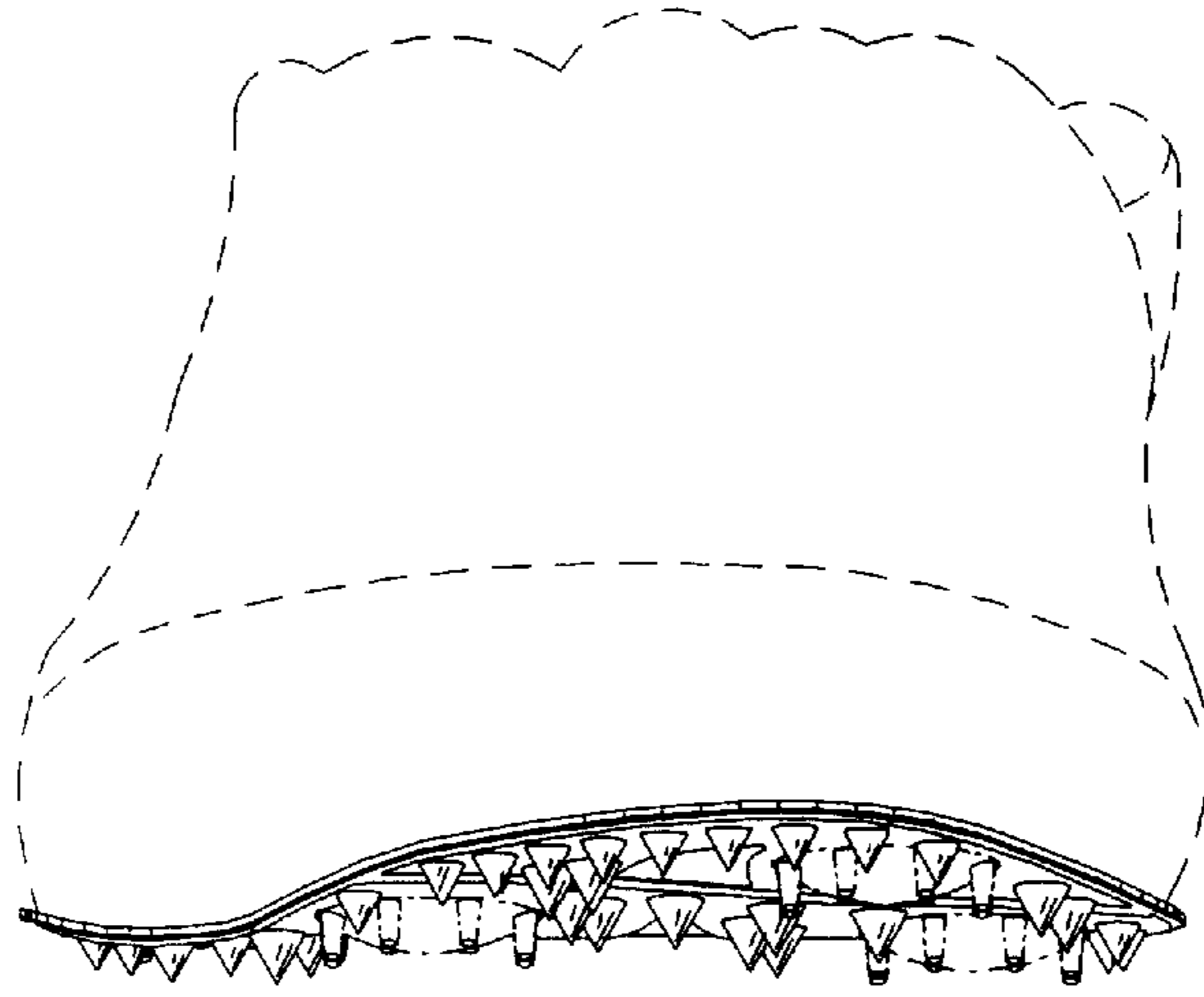


FIG. 3

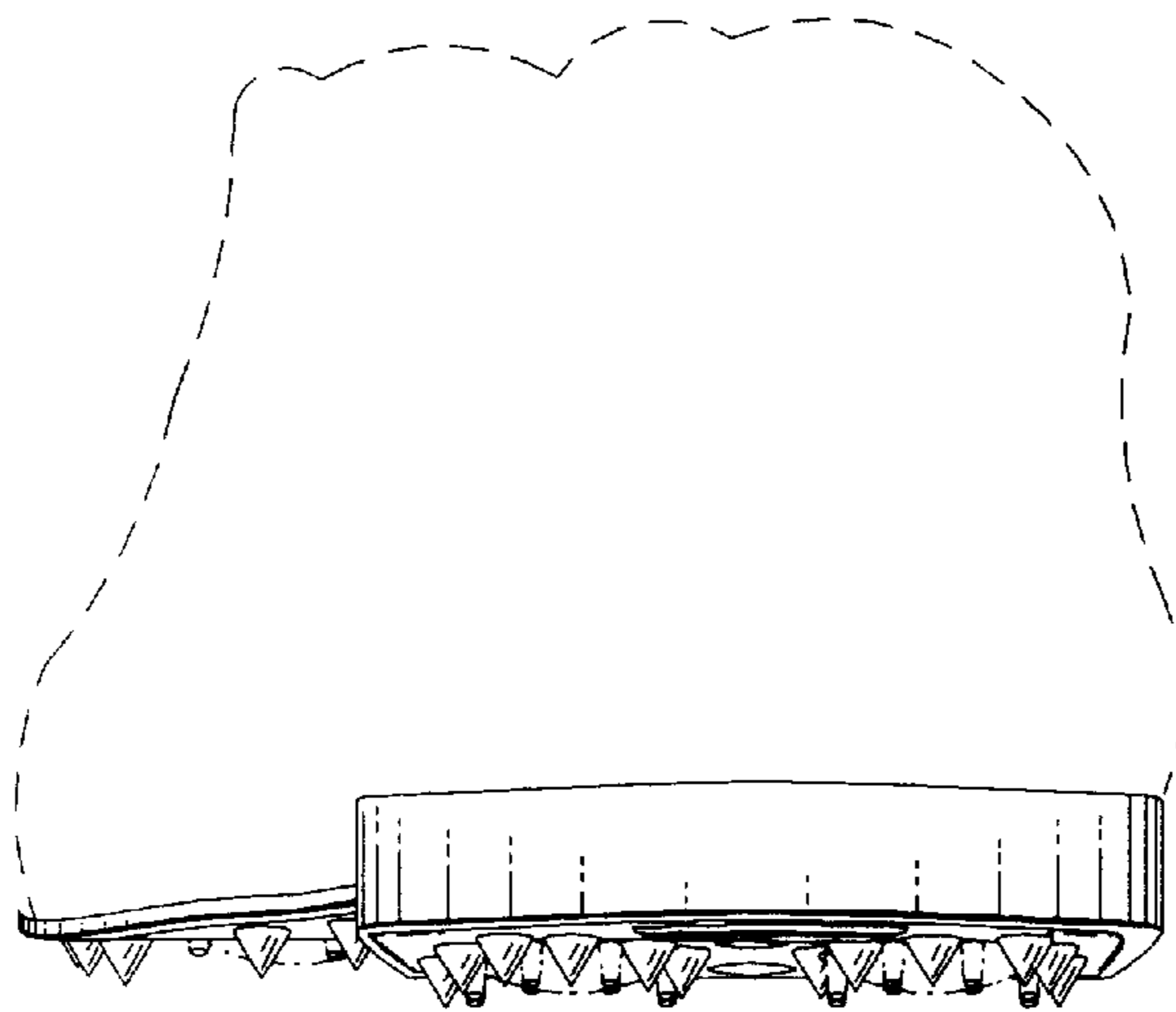


FIG. 4

FIG. 5

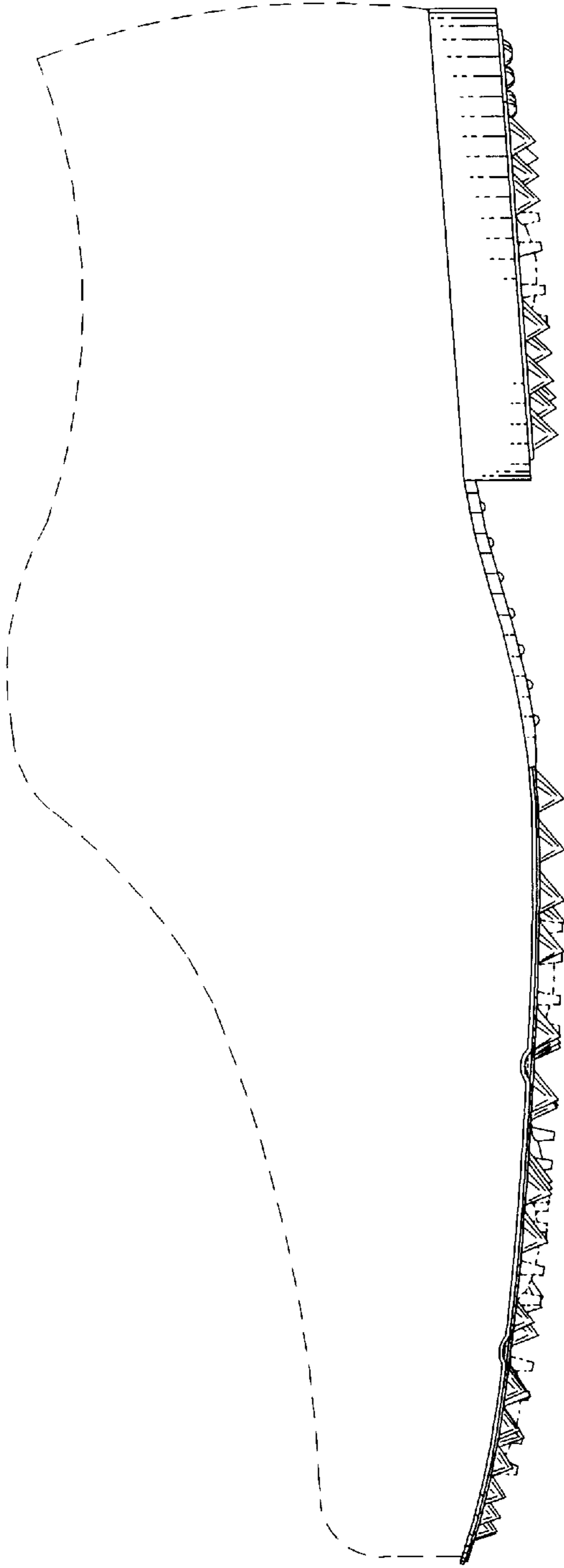


FIG. 6

