



US00D402443S

United States Patent [19]

Rench et al.

[11] Patent Number: **Des. 402,443**

[45] Date of Patent: ****Dec. 15, 1998**

[54] **BOOT FOR AN IN-LINE SKATE**

[75] Inventors: **Christopher J. Rench**, Bend, Oreg.;
Matthew C. LaCross, Seattle, Wash.

[73] Assignee: **K-2 Corporation**, Vashon, Wash.

[**] Term: **14 Years**

[21] Appl. No.: **72,648**

[22] Filed: **Jun. 20, 1997**

[51] **LOC (6) Cl.** **02-04**

[52] **U.S. Cl.** **D2/904; D21/226**

[58] **Field of Search** D2/902, 904, 946,
D2/970; D21/226; 36/114, 115; 280/11.19,
11.2, 11.22, 11.26-11.28, 87.1, 809, 841,
843

3,968,973 7/1976 McCormack 280/11.2
4,058,324 11/1977 Dallaire 280/11.22
4,088,335 5/1978 Norton et al. 280/11.18
4,351,537 9/1982 Seidel 280/11.12
4,408,403 10/1983 Martin 36/115

(List continued on next page.)

FOREIGN PATENT DOCUMENTS

0 596 281 A1 5/1994 European Pat. Off. .
719 505 A2 3/1996 European Pat. Off. .
2 668 072 4/1992 France .
88 07 537 U 7/1988 Germany .
8807537 9/1988 Germany .
19530 2/1977 Sweden .
19529 11/1980 Sweden .
45 919 7/1989 Sweden .
WO 95/15094 6/1995 WIPO .

OTHER PUBLICATIONS

Artex, "Artex Cross-Country System," ATX 67.
K2 Graphite Composite Skates Catalog, 1997, Men's/Women's.
K2, "Extremely Different; K2 Exotech," advertising copy.

Primary Examiner—Sandra L. Morris
Attorney, Agent, or Firm—Christensen O'Connor Johnson & Kindness PLLC

[56] References Cited

U.S. PATENT DOCUMENTS

D. 241,868 10/1976 Smith .
D. 264,143 5/1982 Chiarella D2/275
D. 265,115 6/1982 Dornseif D21/226
D. 277,401 1/1985 Bourque D21/225
D. 300,685 4/1989 Le et al. D2/115
D. 327,565 7/1992 Graham D2/275
D. 336,766 6/1993 Sjoskward D2/902
D. 341,697 11/1993 Pratt D2/904
D. 346,192 4/1994 Miller et al. D21/226
D. 347,672 6/1994 Arney et al. D21/226
D. 355,523 2/1995 Losi, II D2/904
D. 355,690 2/1995 Meibock et al. D21/226
D. 359,095 6/1995 John D21/226
D. 359,840 7/1995 Blanchini D2/969
D. 377,114 1/1997 Crowley et al. D2/978
2,095,942 10/1937 Wetterstrand 36/2.5
2,998,260 8/1961 Meyer 280/7.13
3,008,250 11/1961 Herunter 36/2.5
3,339,936 9/1967 Hamlin 280/11.2
3,365,208 1/1968 Blanchard 280/11.23
3,807,062 4/1974 Spier 36/2.5
3,823,952 7/1974 Kukulowicz 280/11.2
3,843,146 10/1974 Hiraki 280/11.2
3,900,203 8/1975 Kukulowicz 280/11.2
3,951,422 4/1976 Hornsby 280/11.28


[57] CLAIM

The ornamental design for a boot for an in-line skate, as shown and described.

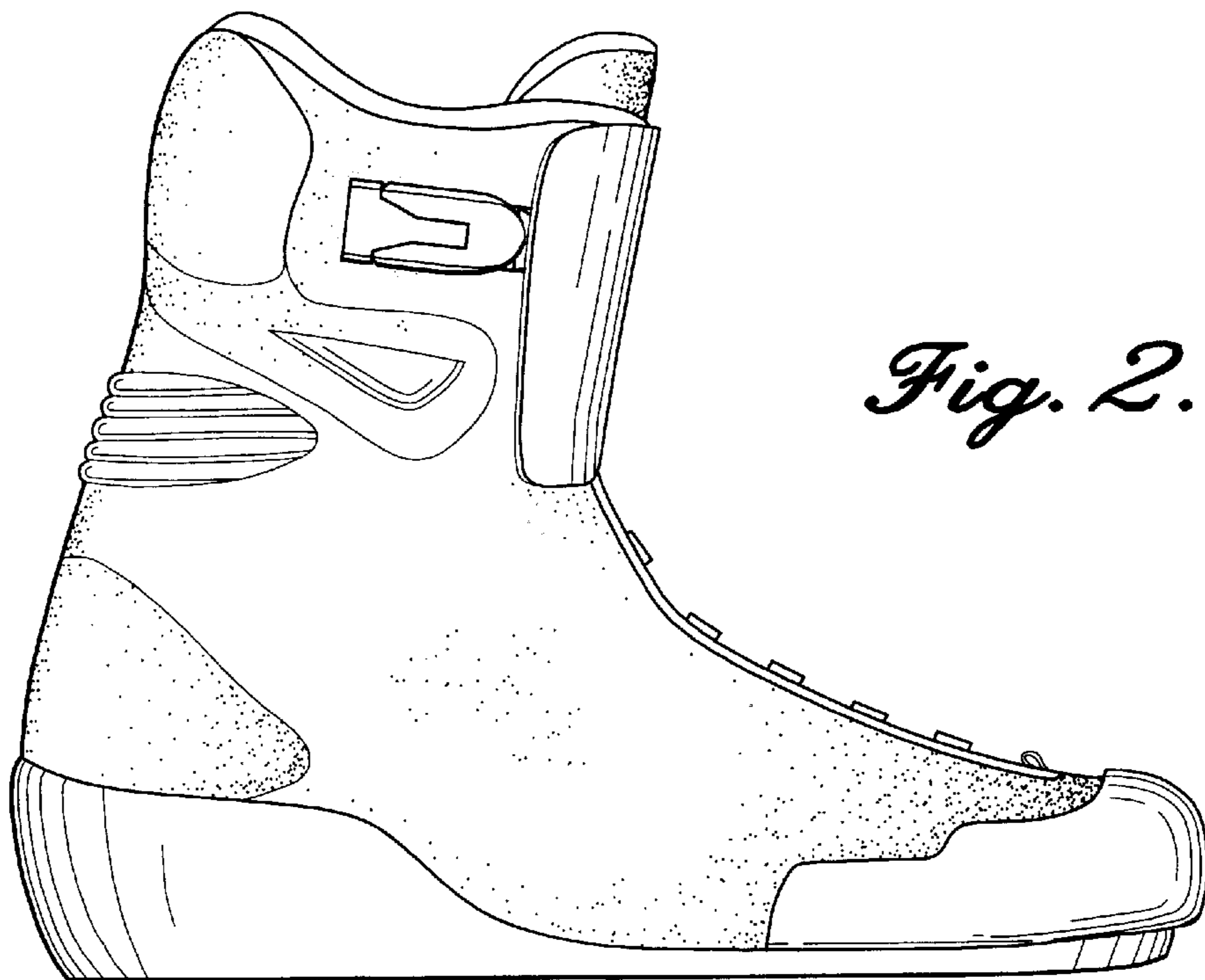

DESCRIPTION

FIG. 1 is a right side elevational view of a boot for an in-line skate, showing our new design;
FIG. 2 is a left side elevation view of the skate of FIG. 1, with the broken line showing of a skate frame and wheels being provided for illustrative purposes only and forming no part of the claimed design;
FIG. 3 is a front elevational view thereof;
FIG. 4 is a rear elevational view thereof;
FIG. 5 is a top plan view thereof; and,
FIG. 6 is a bottom plan view thereof.

1 Claim, 2 Drawing Sheets



U.S. PATENT DOCUMENTS		
4,453,727	6/1984	Bourque 280/11.12
4,507,880	4/1985	Ohashi 36/115
4,509,276	4/1985	Bourque 36/115
4,654,985	4/1987	Chalmers 36/50
4,773,658	9/1988	Bourque et al. 280/11.12
4,811,498	3/1989	Barret 36/117
4,835,885	6/1989	Hoshizaki et al. 36/115
5,088,748	2/1992	Koselka et al. 280/11.2
5,092,614	3/1992	Malewicz 280/11.22
5,171,033	12/1992	Olson et al. 280/11.22
5,177,884	1/1993	Rullier 36/117
5,184,834	2/1993	Yu 280/7.13
5,226,673	7/1993	Cech 280/11.2
5,257,795	11/1993	Babcock 280/11.2
5,290,065	3/1994	Kassal 280/82.5
5,331,752	7/1994	Johnson et al. 36/11.5
5,342,070	8/1994	Miller et al. 280/11.22
5,342,071	8/1994	Soo 280/11.22
5,351,974	10/1994	Cech 280/11.2
5,380,020	1/1995	Arney et al. 280/11.22
5,397,141	3/1995	Hoshizaki et al. 280/11.3
5,398,948	3/1995	Mathis 280/11.19
5,408,763	4/1995	Sartor et al. 36/115
5,411,277	5/1995	Pratt 280/11.22
5,462,295	10/1995	Seltzer 280/11.19
5,503,413	4/1996	Belogour 280/11.22
5,505,470	4/1996	Hoshizaki 280/11.22
5,507,506	4/1996	Shadroui 280/11.22
5,511,824	4/1996	Kim 280/841



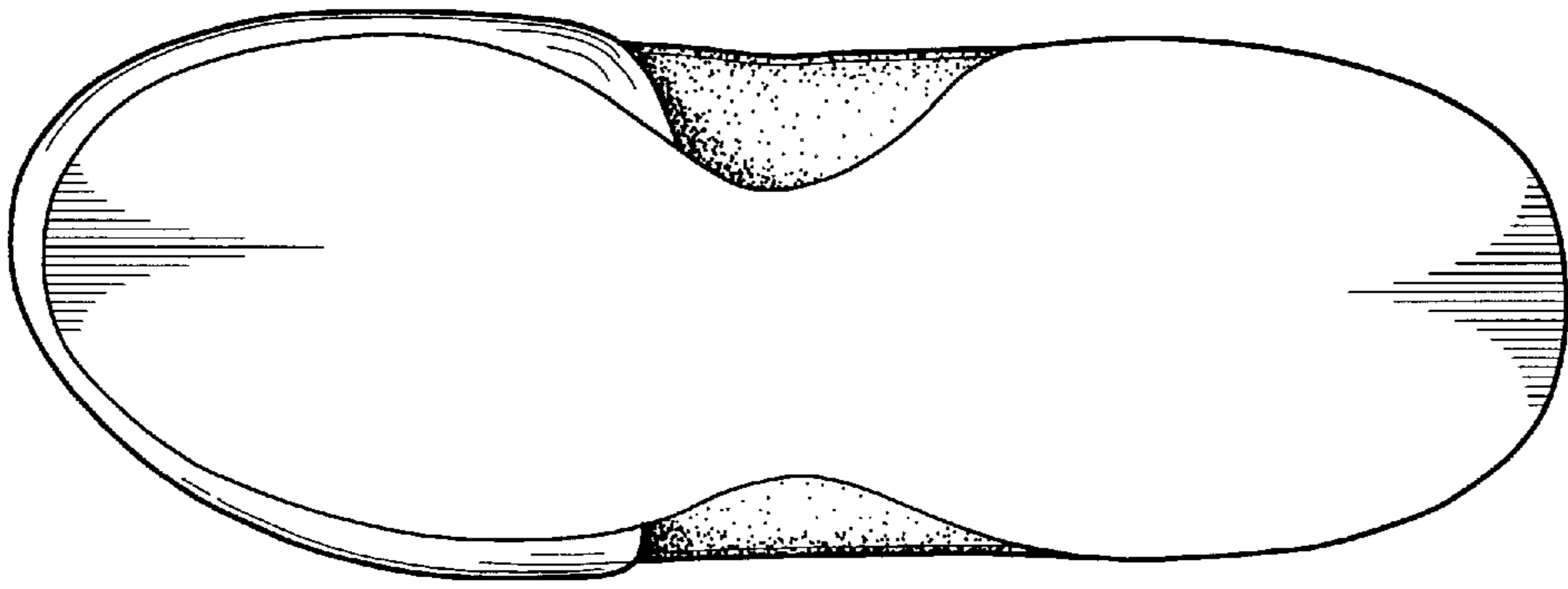


Fig. 6.

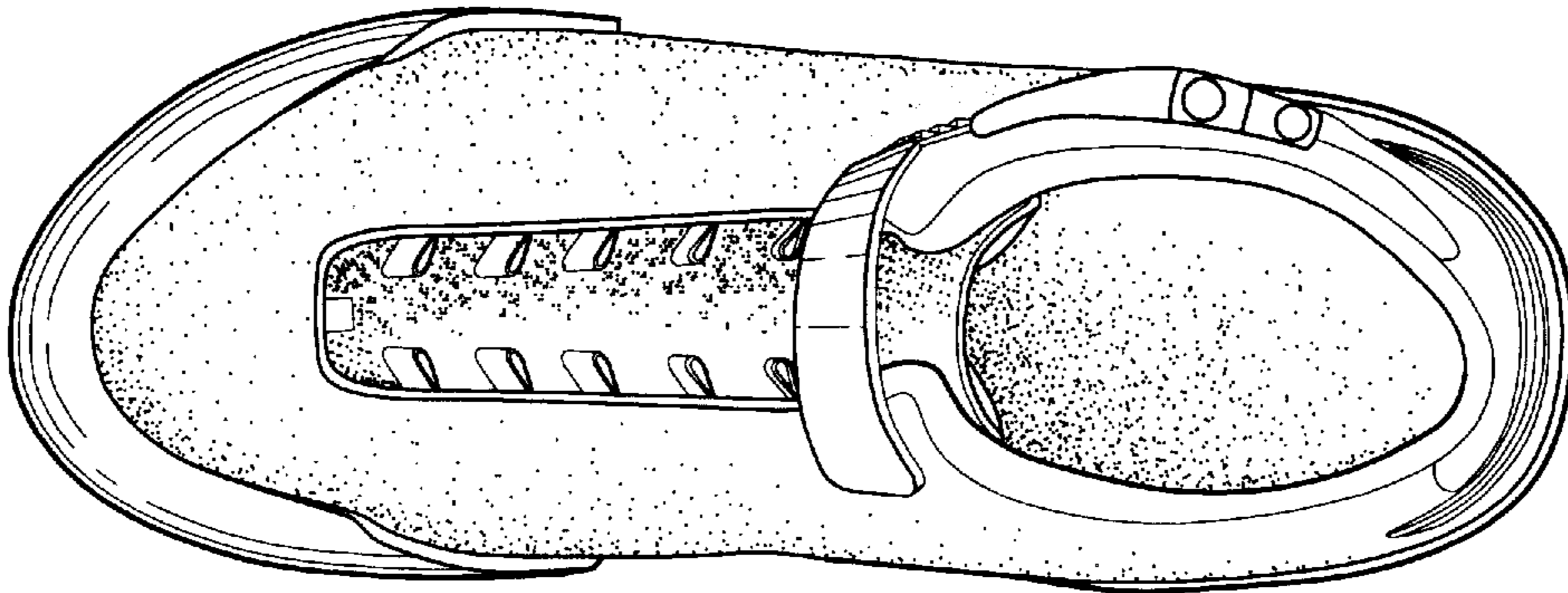


Fig. 5.

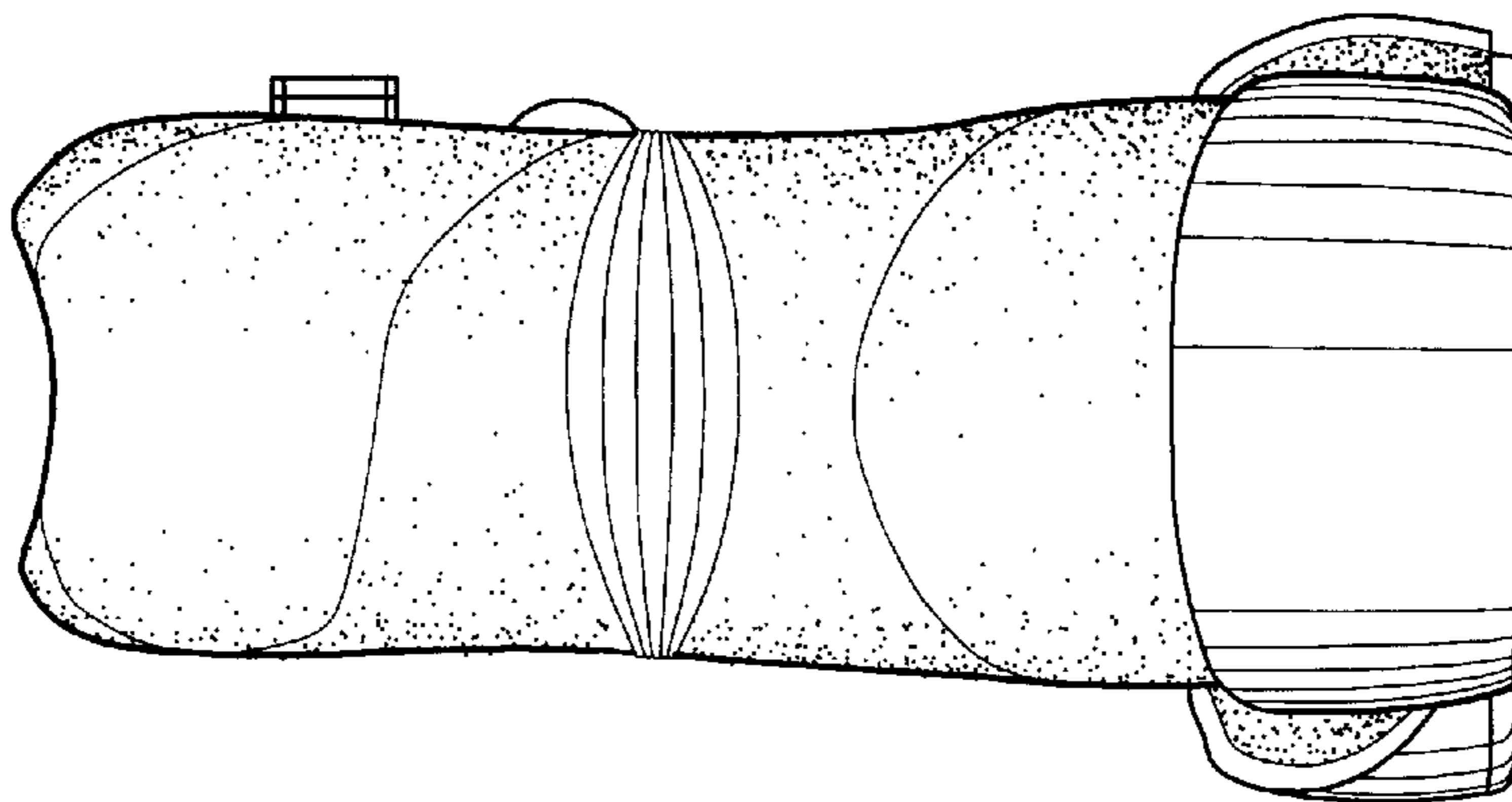


Fig. 4.

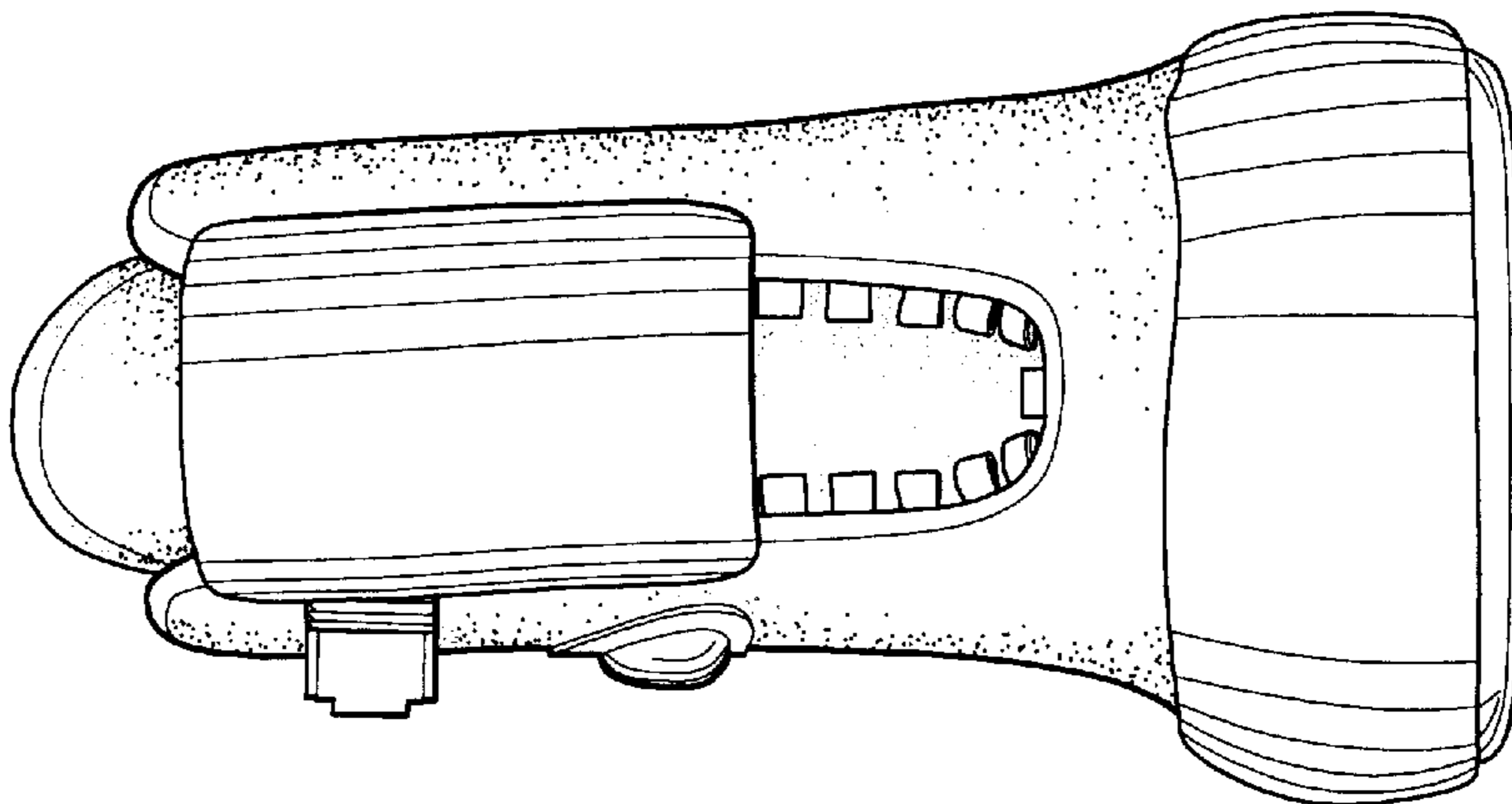


Fig. 3.