



US00D402424S

United States Patent [19] Jackson

[11] **Patent Number: Des. 402,424**

[45] **Date of Patent: **Dec. 8, 1998**

[54] **COMBAT BATTLE UNIFORM PADDING**

[76] Inventor: **Anthony T. Jackson**, 90 Tiffany Blvd.,
Apt. 22, Newark, N.J. 07104

[**] Term: **14 Years**

[21] Appl. No.: **74,714**

[22] Filed: **Aug. 28, 1997**

[51] **LOC (6) Cl. 29-02**

[52] **U.S. Cl. D29/122**

[58] **Field of Search** D29/100, 101,
D29/120, 121, 122; D24/190; 2/455-459,
461-468, 2.5, 2.11, 2.14-2.15, 44-45, 46,
22-23, 24, 16, 231, 267, 62, 227; D2/853

[56] **References Cited**

U.S. PATENT DOCUMENTS

D. 232,496	8/1974	Rawlings	D29/121
D. 280,250	8/1985	Vacanti	D29/121
D. 322,867	12/1991	Peart et al.	D29/121
D. 336,548	6/1993	Zeller	D29/121
D. 360,286	7/1995	Paffett et al.	D29/121
2,785,407	3/1957	Reeder	D29/121

4,324,012	4/1982	Cannaday	5/432
4,479,269	10/1984	Balliet	2/23
5,105,473	4/1992	Valtakari	2/2
5,557,804	9/1996	Ovortrup et al.	2/23

Primary Examiner—Ruth McInroy

[57] **CLAIM**

I claim the ornamental design for the combat battle uniform padding, as shown and described.

DESCRIPTION

FIG. 1 is a perspective view of a combat battle uniform padding showing my new design;
FIG. 2 is a right end elevational view thereof; the left end elevational view being a mirror image;
FIG. 3 is a front elevational view thereof;
FIG. 4 is a rear elevational view thereof; and,
FIG. 5 is a top plan view thereof; the bottom plan view thereof being a mirror image of the view shown in this Figure.

The broken line illustration in FIG. 1 represents a pair of uniform pants and is not part of the design sought to be patented.

1 Claim, 3 Drawing Sheets

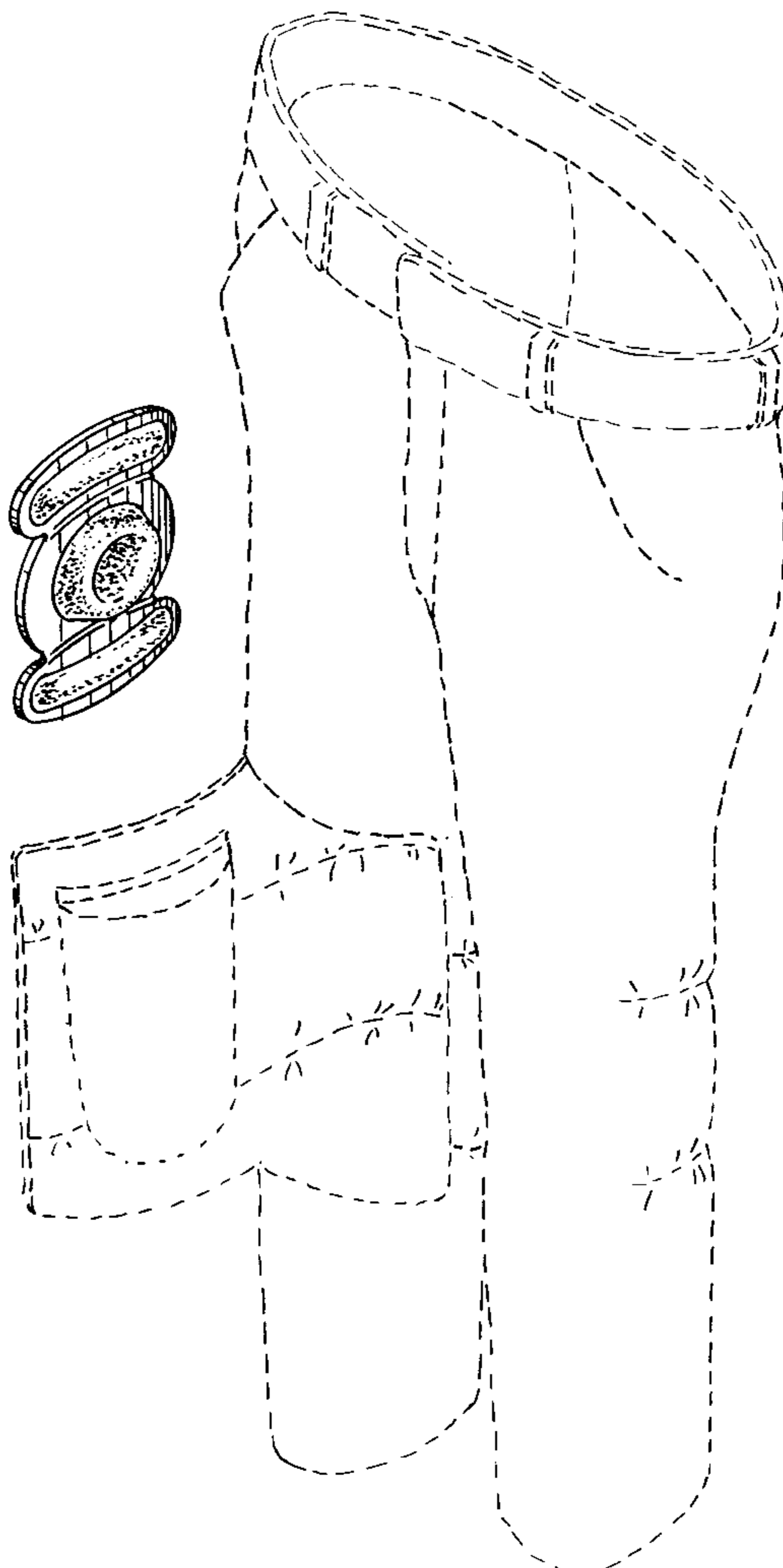


FIG. 1

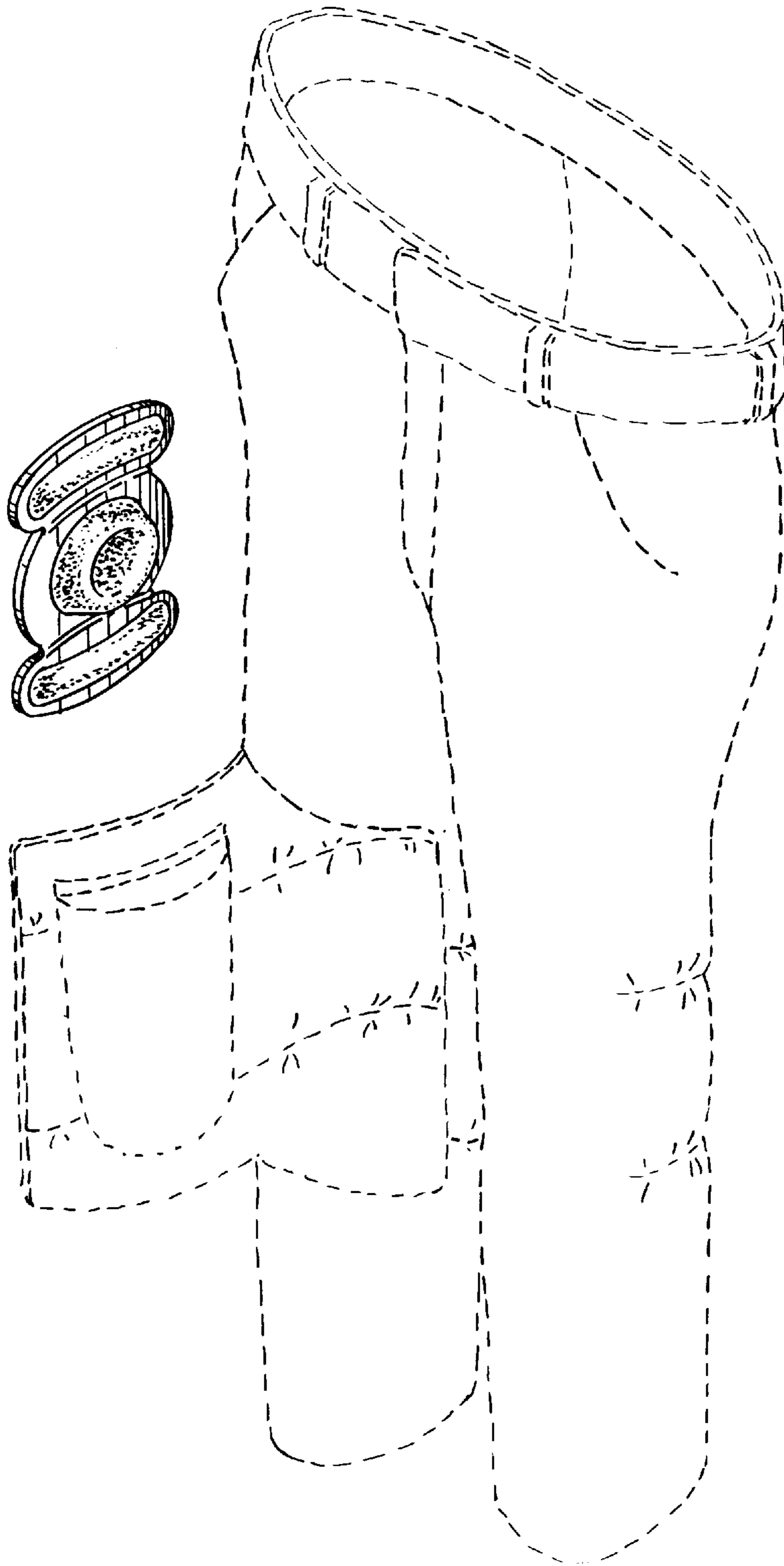


FIG. 3


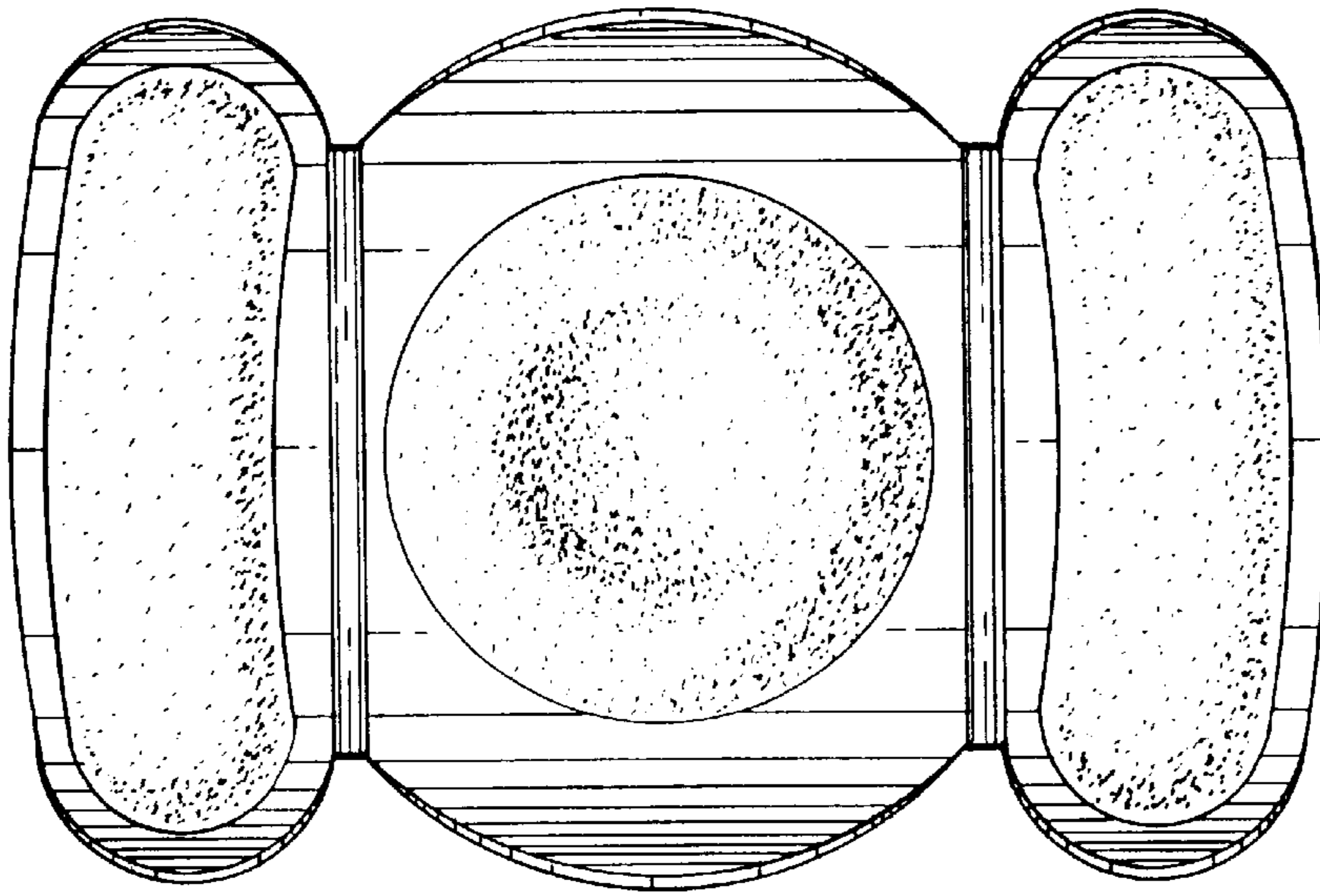



FIG. 2

FIG. 5



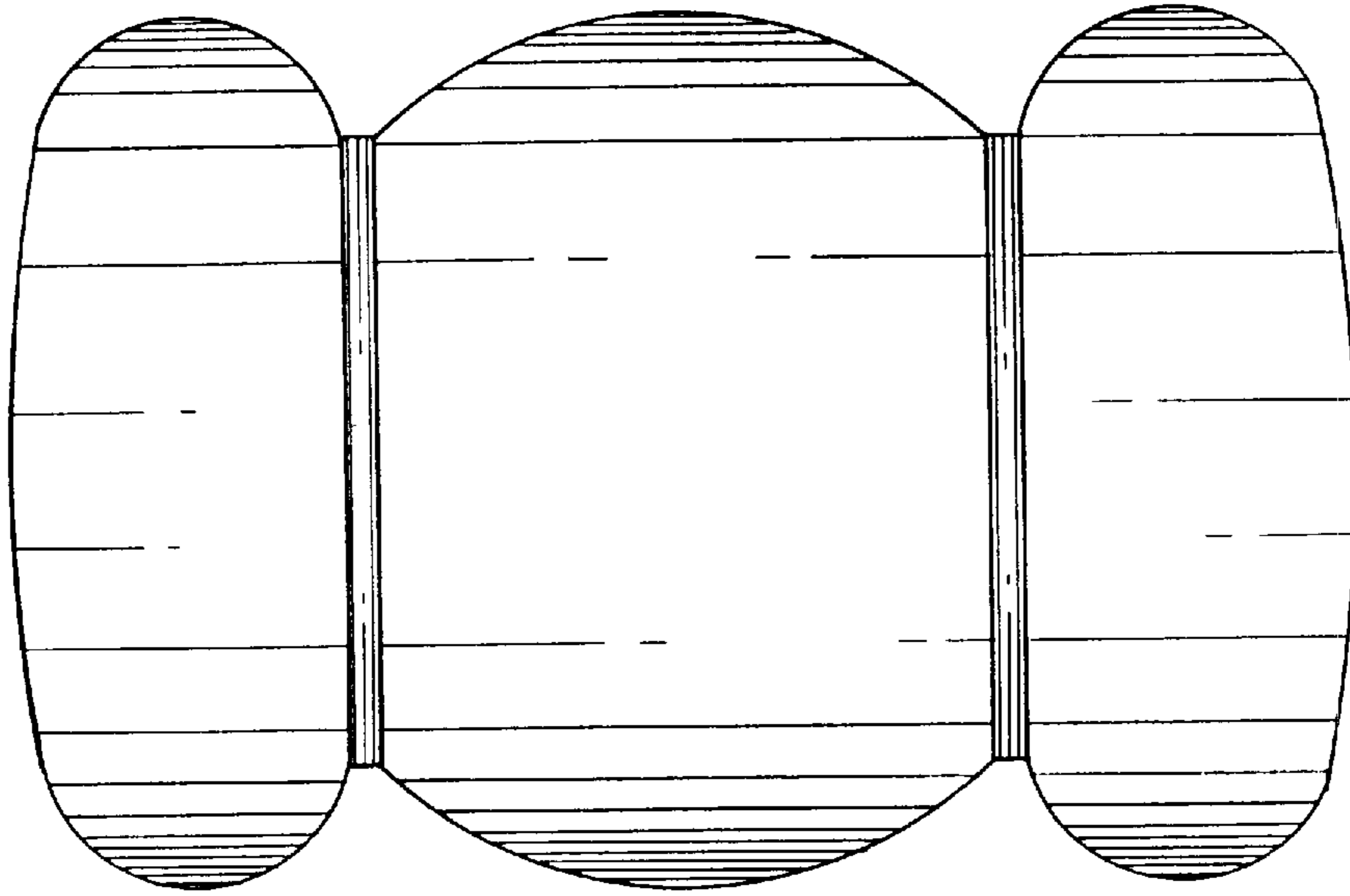


FIG. 4