



US00D402417S

United States Patent [19]

Mibus et al.

[11] **Patent Number: Des. 402,417**

[45] **Date of Patent: **Dec. 8, 1998**

[54] **ADHESIVE NOSE PROTECTOR**

[76] Inventors: **Steven Lloyd Mibus**, 1 Mill Street Meadows; **Gary Charles Martin**, 6 Sutton Court Meadows, both of 5201 South Australia, Australia

[**] Term: **14 Years**

[21] Appl. No.: **77,762**

[22] Filed: **Oct. 9, 1997**

[51] **LOC (6) Cl. 29-02**

[52] **U.S. Cl. D29/108; D29/122; D24/189**

[58] **Field of Search** D24/189, 190, D24/191; D29/108, 109, 122; 2/206, 13, 159, 455; 128/858; 606/204.45; 602/17, 54; 607/109

[56] **References Cited**

U.S. PATENT DOCUMENTS

D. 32,208	2/1900	Mase	D24/191
D. 355,489	2/1995	Almond	D24/189
766,963	8/1904	Murray	2/206
843,486	2/1907	Otto	2/206
1,025,202	5/1912	Moritz	2/13

1,761,664	6/1930	Harris	2/206
3,297,034	1/1967	Peavy	607/109
4,674,133	6/1987	Oschner	2/206
5,592,687	1/1997	Lajeunesse	2/9
5,682,607	11/1997	Klein	2/9

FOREIGN PATENT DOCUMENTS

D. 126624 5/1996 Australia .

Primary Examiner—Louis S. Zarfes

Assistant Examiner—G. Andoll

Attorney, Agent, or Firm—Merchant, Gould, Smith, Edell, Welter & Schmidt, P.A.

[57] **CLAIM**

The ornamental design for an adhesive nose protector, as shown and described.

DESCRIPTION

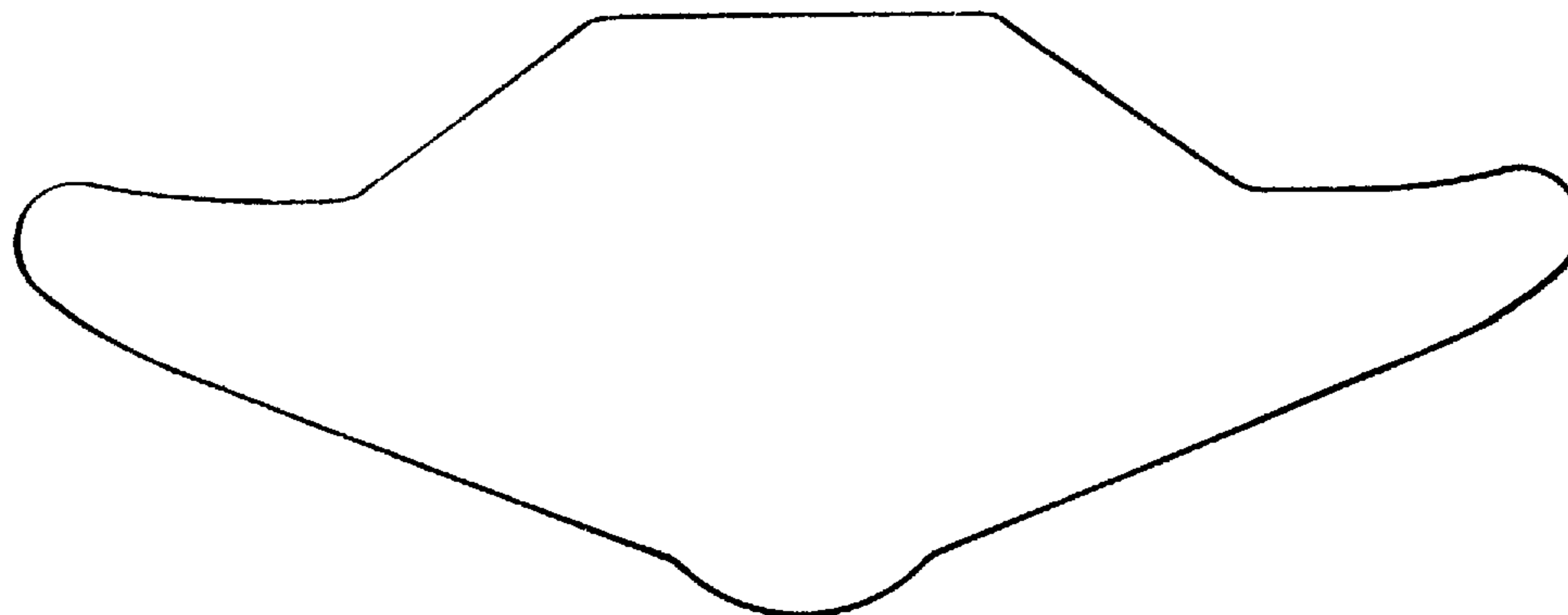
FIG. 1 is a top plan view of an adhesive nose protector showing our new design, the bottom plan view being a mirror image;

FIG. 2 is a side view thereof;

FIG. 3 is one perspective view thereof; and,

FIG. 4 is another perspective view thereof.

1 Claim, 1 Drawing Sheet



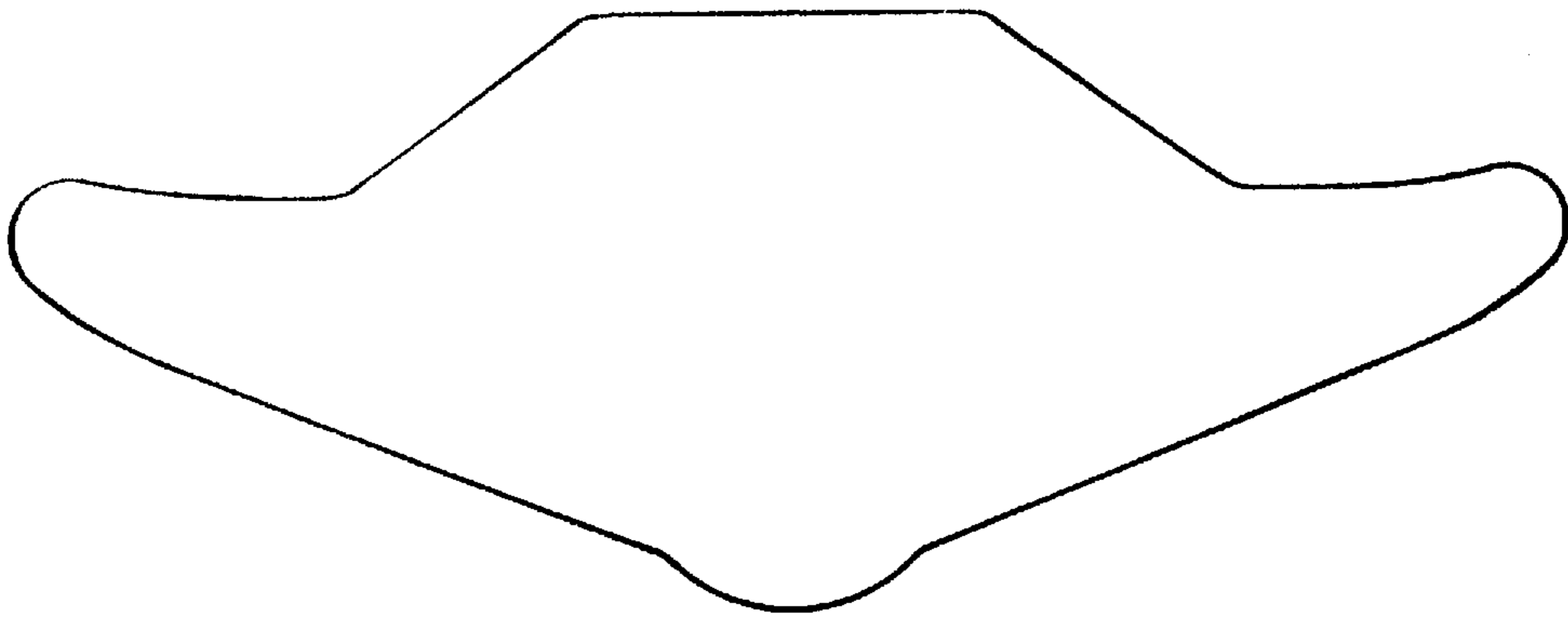


FIGURE 1



FIGURE 2




FIGURE 3

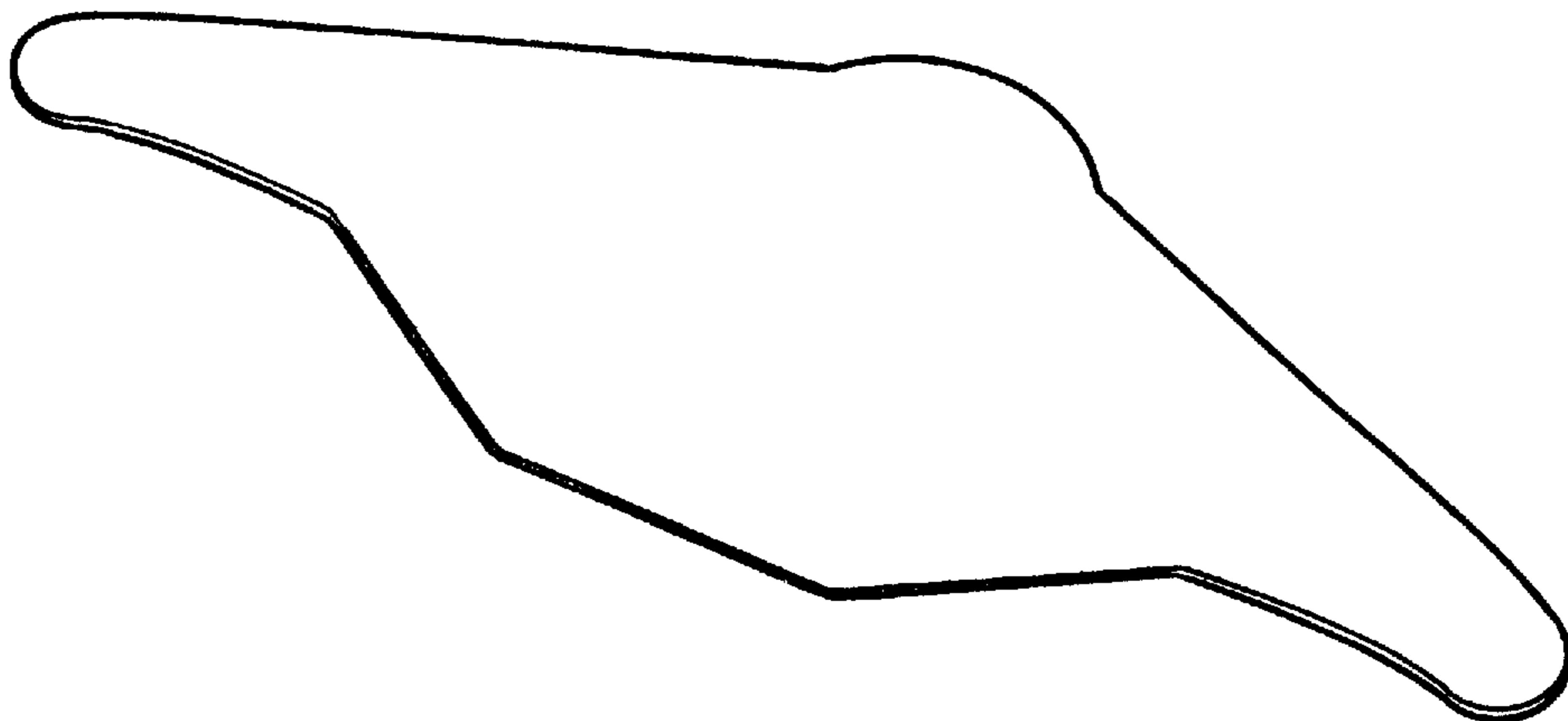


FIGURE 4