



US00D402407S

United States Patent [19] McCambridge

[11] **Patent Number: Des. 402,407**

[45] **Date of Patent: **Dec. 8, 1998**

[54] **OUTLINER TRIMMER**

4,622,745 11/1986 Wahl 30/201

[75] Inventor: **James E. McCambridge**, Polo, Ill.

FOREIGN PATENT DOCUMENTS

[73] Assignee: **Wahl Clipper Corporation**, Sterling, Ill.

54-100860 8/1979 Japan 30/210

[**] Term: **14 Years**

OTHER PUBLICATIONS

Housewares Jan. 1, 1989, p. 96: clipper indicated by arrow.

[21] Appl. No.: **81,658**

Primary Examiner—Ted Shooman

Assistant Examiner—C. Tuttle

[22] Filed: **Jan. 7, 1998**

Attorney, Agent, or Firm—Greer, Burns & Crain, Ltd.

[51] **LOC (6) Cl.** **28-03**

[57] CLAIM

[52] **U.S. Cl.** **D28/53**

The ornamental design for an outliner trimmer, as shown and described.

[58] **Field of Search** D28/49-53; 30/29.5, 30/31, 30, 34.05, 34.1, 34.2, 42, 43, 43.1, 44, 45, 46, 200-204, 208-210, 216-221

DESCRIPTION

[56] References Cited

FIG. 1 is a top perspective view of an outliner trimmer showing my new design;

FIG. 2 is a top plan view thereof;

FIG. 3 is a left side elevational view thereof, the right side being a mirror image of the left side;

FIG. 4 is a rear elevational view thereof;

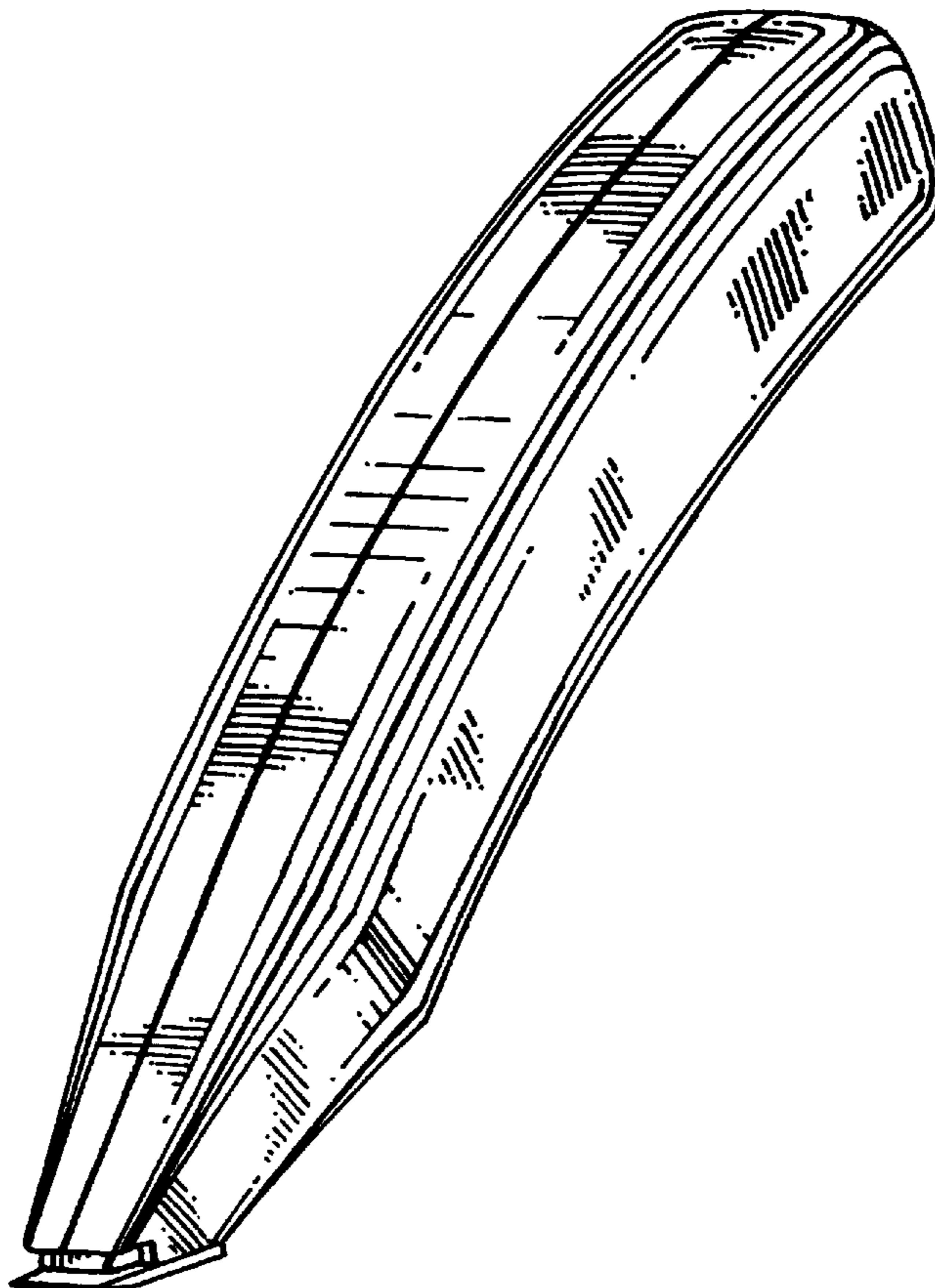
FIG. 5 is a bottom plan view thereof; and,

FIG. 6 is a front elevational view thereof.

U.S. PATENT DOCUMENTS

D. 100,472	7/1936	Hanley	D28/51
D. 166,751	5/1952	Iannelli	D28/53
D. 196,504	10/1963	Andis	D28/53
D. 283,736	5/1986	Wahl et al.	D28/53
D. 295,684	5/1988	Muller	D28/53
D. 305,162	12/1989	Mockovak	D28/53
D. 364,483	11/1995	Elston	D28/53
2,227,339	12/1940	Florman	30/43

1 Claim, 2 Drawing Sheets



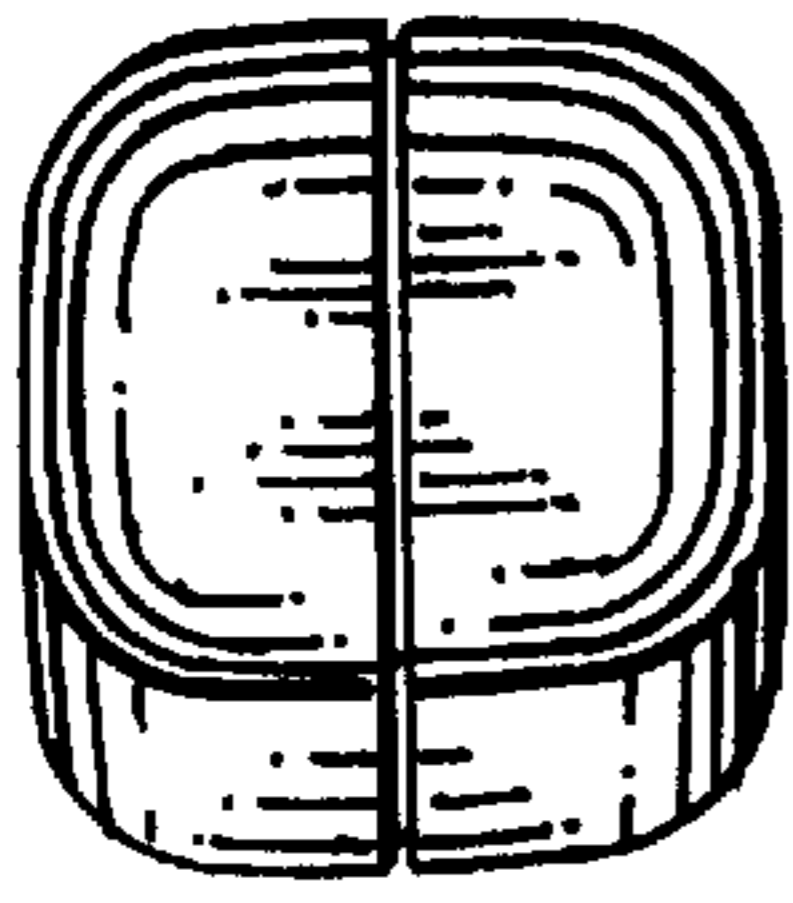


Fig. 2




Fig. 5




Fig. 3

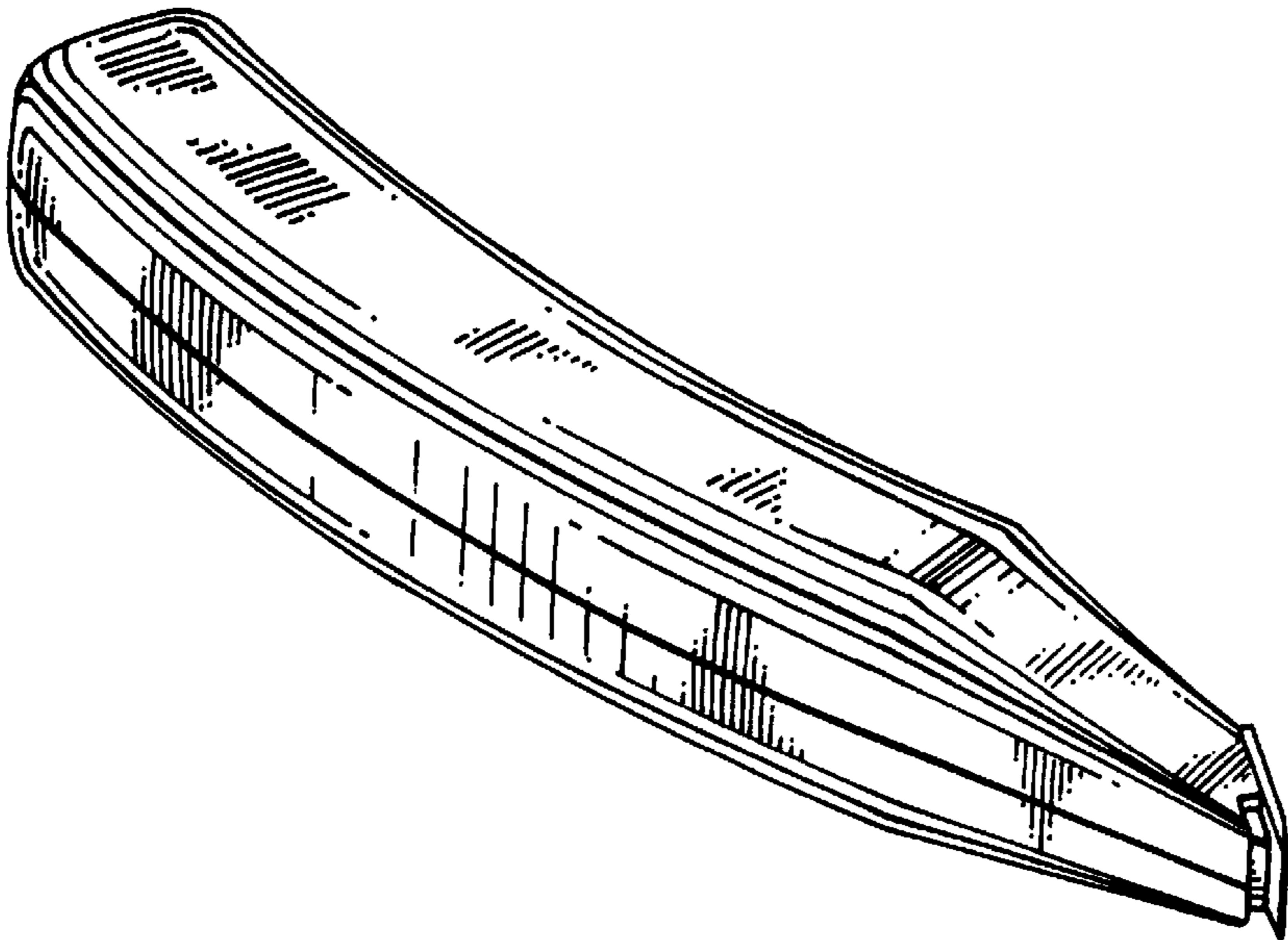


Fig. 1

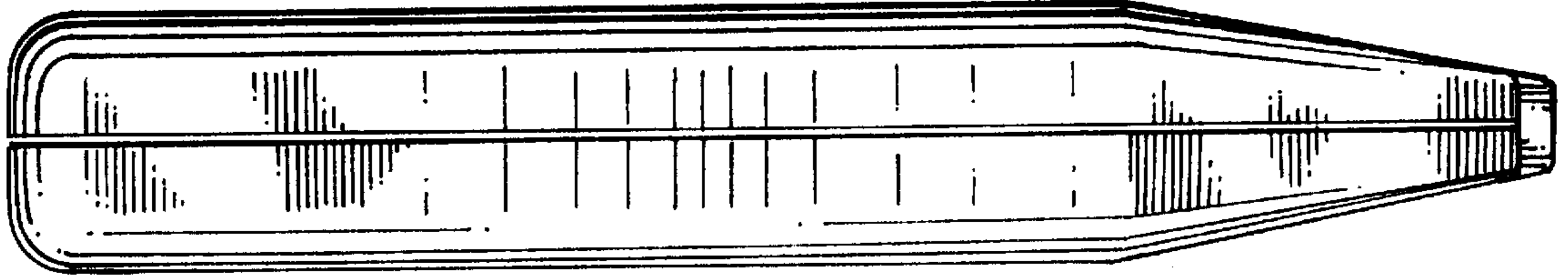


Fig. 6

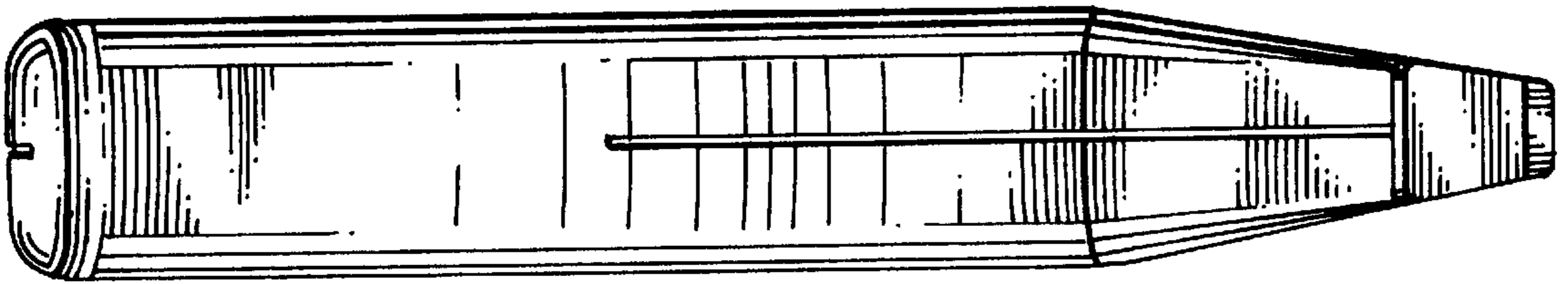


Fig. 4