



US00D402404S

United States Patent [19]

Tanaka et al.

[11] Patent Number: **Des. 402,404**

[45] Date of Patent: ****Dec. 8, 1998**

[54] **ELECTRIC SHAVER**

[75] Inventors: **Yosuke Tanaka**, Kobe; **Kazuo Takada**, Nara, both of Japan

[73] Assignee: **Sanyo Electric Co., Ltd.**, Osaka, Japan

[**] Term: **14 Years**

[21] Appl. No.: **73,902**

[22] Filed: **Jul. 21, 1997**

[30] Foreign Application Priority Data

Jan. 23, 1997 [JP] Japan 9-1761

[51] **LOC (6) Cl.** **28-03**

[52] **U.S. Cl.** **D28/49**

[58] **Field of Search** D28/49-53; 30/34.05, 30/34.1, 34.2, 42, 43, 43.1-43.9, 43.91, 43.92

[56] References Cited

U.S. PATENT DOCUMENTS

- D. 219,900 2/1971 Van Lelyveld D28/51
- D. 243,720 3/1977 Yajima D28/51
- D. 305,162 12/1989 Mockovak D28/53
- D. 306,777 3/1990 Higa et al. D28/49
- D. 340,540 10/1993 Nakashima et al. D28/49

- 3,060,569 10/1962 Oliver et al. 30/34.1
- 4,845,847 7/1989 Yasunaka et al. D28/51 X
- 5,054,199 10/1991 Ogawa et al. 30/34.1
- 5,105,541 4/1992 Messinger et al. 30/34.1
- 5,193,275 3/1993 Hirokazu et al. 30/43

FOREIGN PATENT DOCUMENTS

- 2641489 7/1990 France 30/34.05
- 762498 5/1989 Japan .

Primary Examiner—Ted Shooman
Assistant Examiner—C. Tuttle
Attorney, Agent, or Firm—Loeb & Loeb LLP

[57] CLAIM

The ornamental design for an electric shaver, as shown and described.

DESCRIPTION

FIG. 1 is a front perspective view of an electric shaver showing our new design;
FIG. 2 is a front view of FIG. 1;
FIG. 3 is a rear view thereof;
FIG. 4 is a top view thereof;
FIG. 5 is a bottom view thereof;
FIG. 6 is a left side view thereof; and,
FIG. 7 is a right side view thereof.

1 Claim, 2 Drawing Sheets

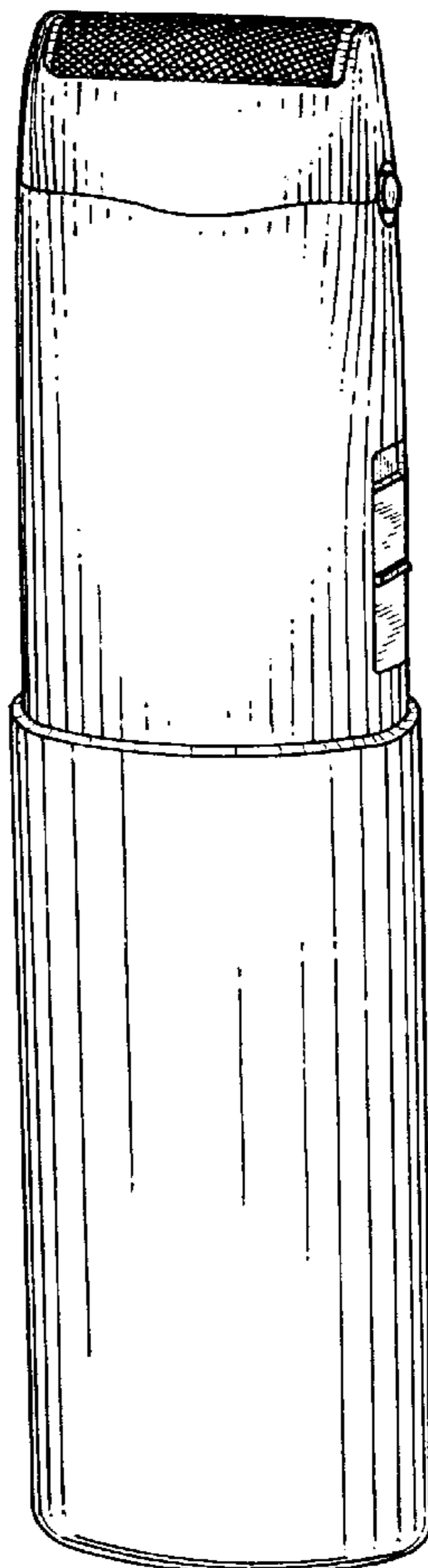


FIG.3

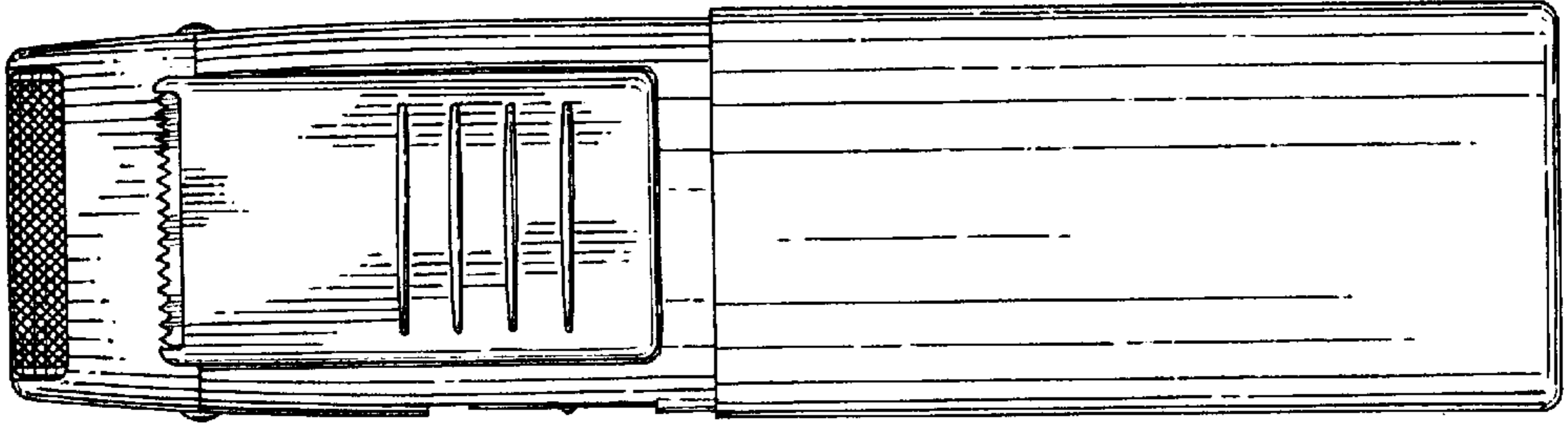


FIG.2

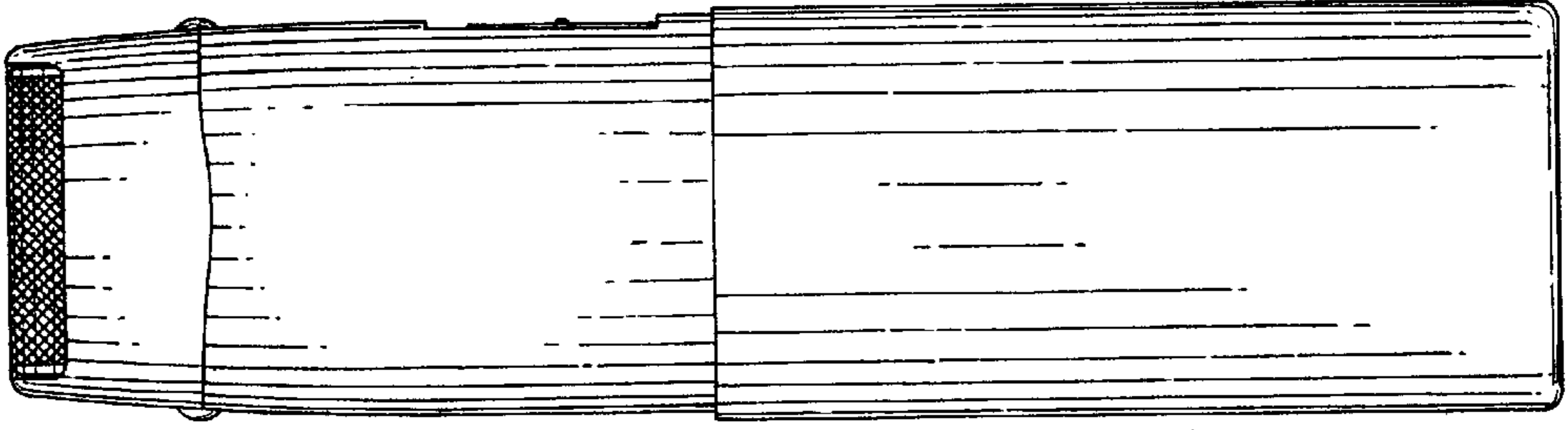


FIG.1

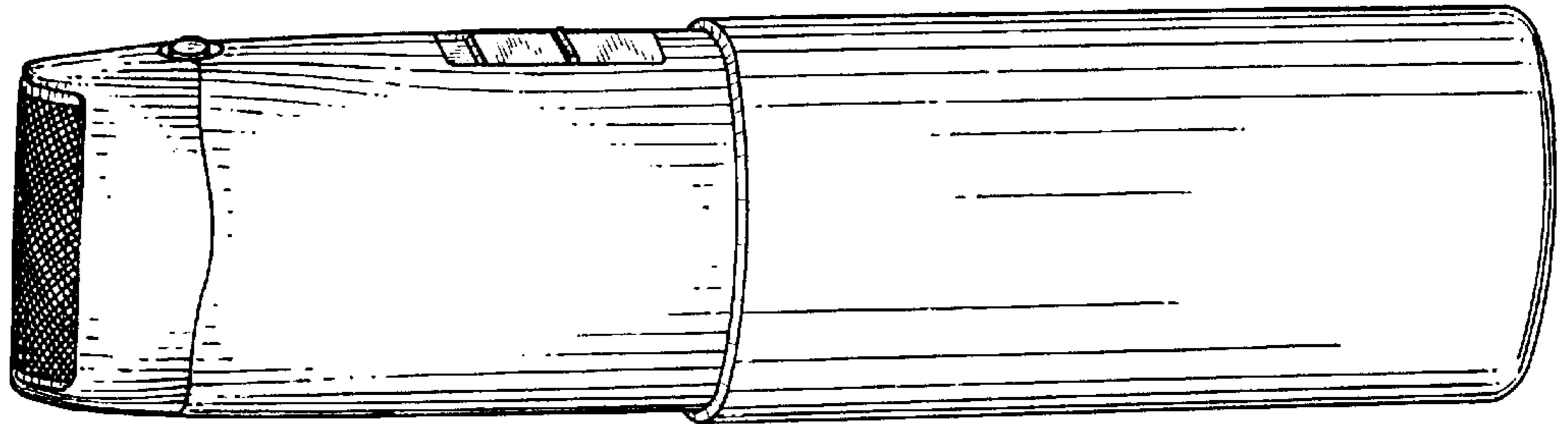


FIG.7

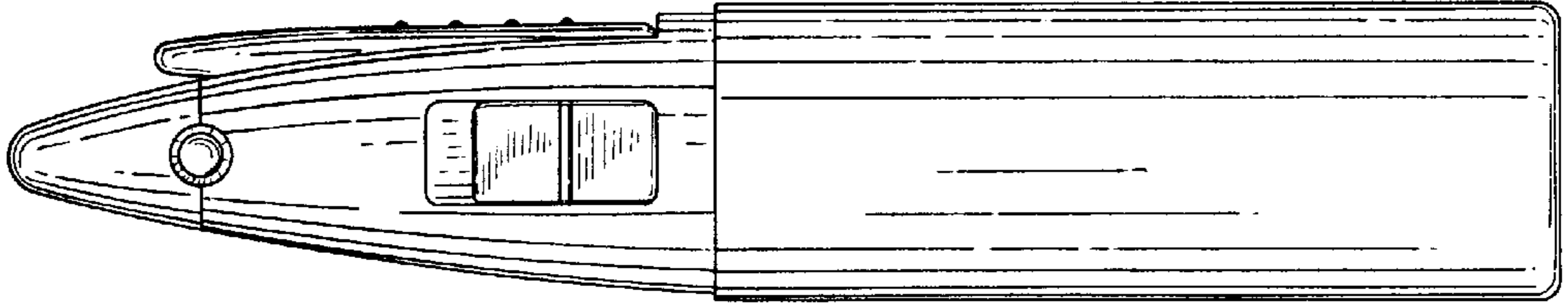


FIG.6

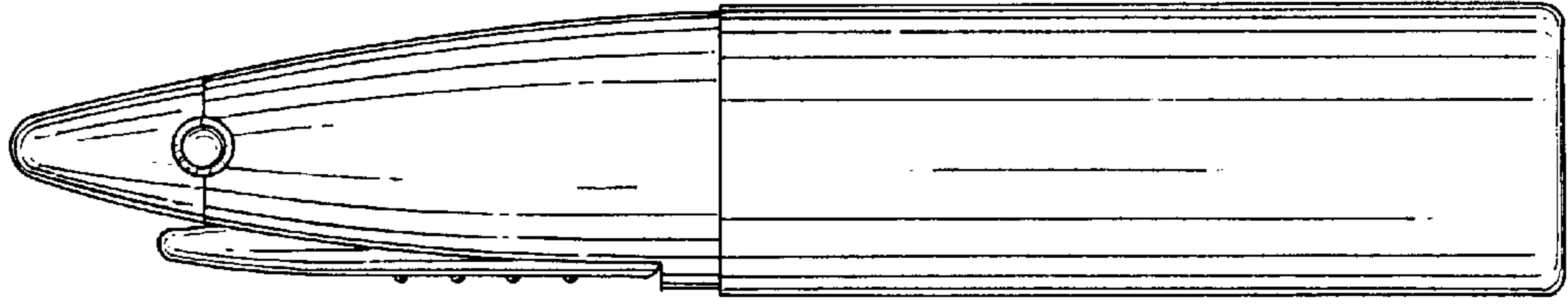


FIG.4

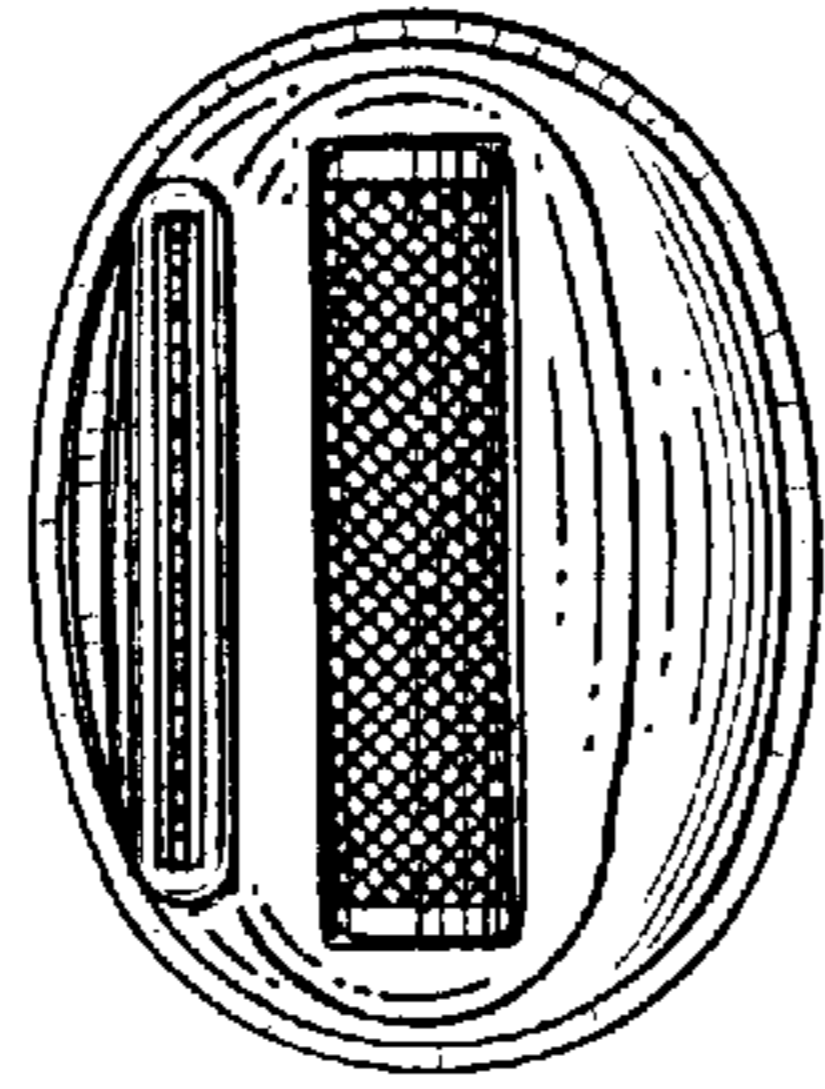


FIG.5

