



US00D402403S

United States Patent [19]

Motta et al.

[11] **Patent Number: Des. 402,403**

[45] **Date of Patent: **Dec. 8, 1998**

[54] **RAZOR HANDLE**

[75] Inventors: **Vincent C. Motta**, Norwalk, Conn.;
Mutsuo Yasumura, New York, N.Y.;
Joy Greene, New York, N.Y.; **Akira Otani**, New York, N.Y.

[73] Assignee: **Warner-Lambert Company**, Morris Plains, N.J.

[**] Term: **14 Years**

[21] Appl. No.: **60,265**

[22] Filed: **Sep. 25, 1996**

[51] **LOC (6) Cl. 28-03**

[52] **U.S. Cl. D28/48**

[58] **Field of Search D28/46, 48; 30/32, 30/47-51, 526, 527**

[56] **References Cited**

U.S. PATENT DOCUMENTS

D. 257,793	1/1981	Gray	D28/48
D. 258,242	2/1981	Hood et al.	D28/48
D. 262,239	12/1981	Gray	D28/46
D. 270,384	8/1983	Gray	D28/48
D. 279,613	7/1985	Hannemann	D28/48

D. 305,265	12/1989	Motta et al.	D28/48
D. 311,784	10/1990	Schwartz	D28/48
D. 355,049	1/1995	Yasui	D28/48
D. 365,419	12/1995	Kamiya	D28/48
5,440,808	8/1995	Wexler	D28/46 X

Primary Examiner—Ted Shooman
Assistant Examiner—C. Tuttle
Attorney, Agent, or Firm—Charles W. Almer, III

[57] **CLAIM**

The ornamental design for a razor handle, as shown and described.

DESCRIPTION

FIG. 1 is a perspective view of the razor handle;
FIG. 2 is a top end view;
FIG. 3 is a bottom end view;
FIG. 4 is a rear view;
FIG. 5 is a side view of the razor handle;
FIG. 6 is a front view; and,
FIG. 7 is a perspective view of the razor handle as used with a razor cartridge.

The broken line showing of the razor cartridge and portion of the razor handle is for illustrative purposes only and forms no part of the claimed design.

1 Claim, 5 Drawing Sheets

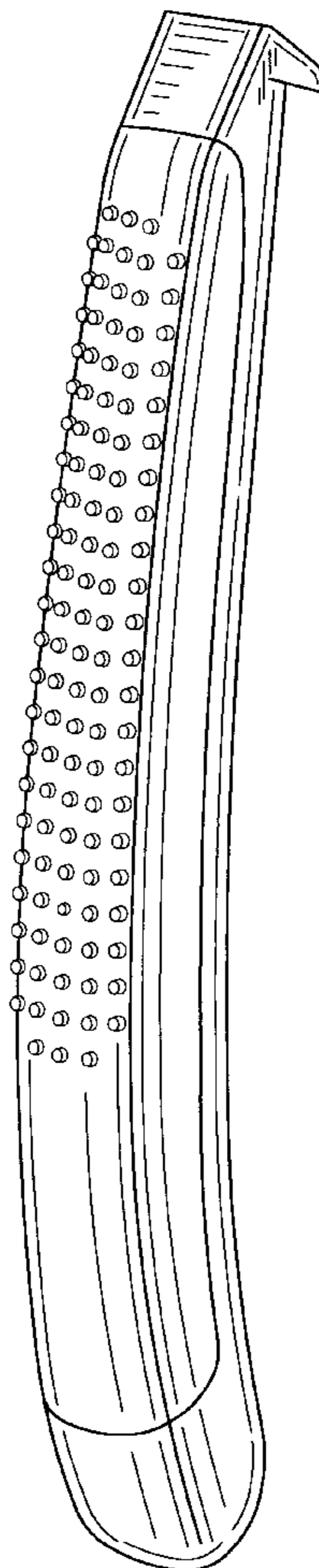


FIG-1

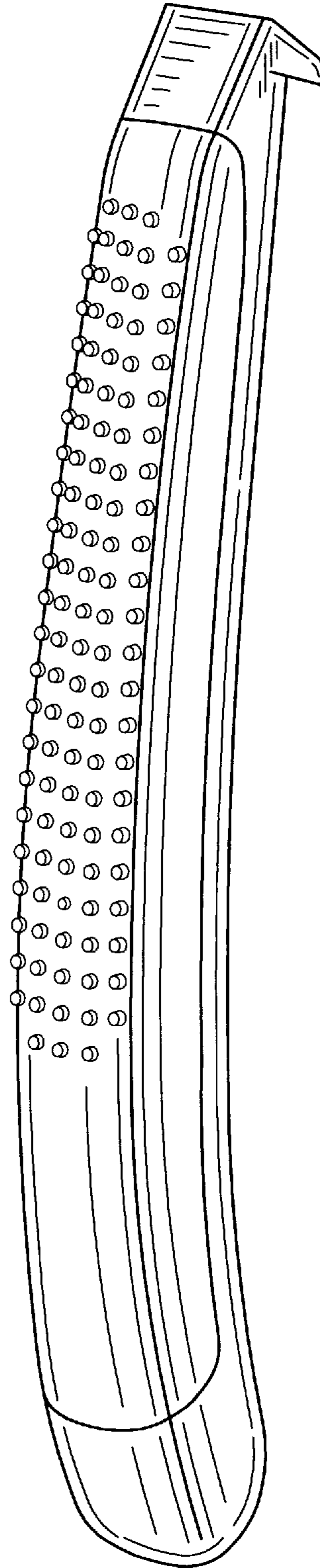


FIG-3




FIG-2

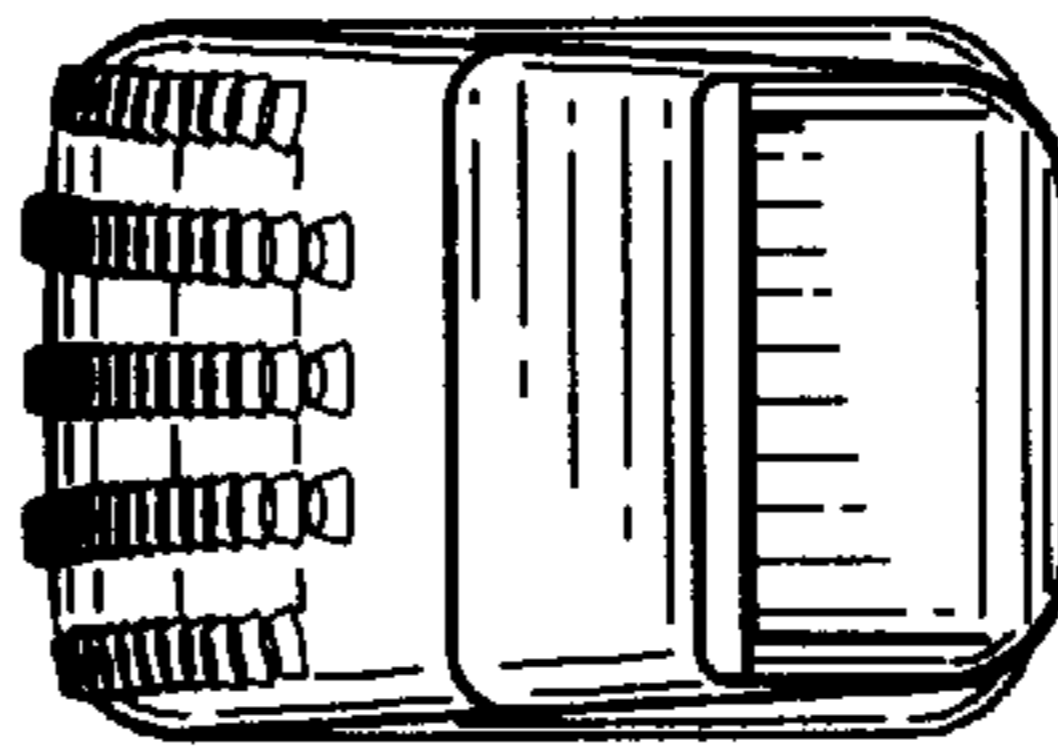


FIG-4




FIG-5

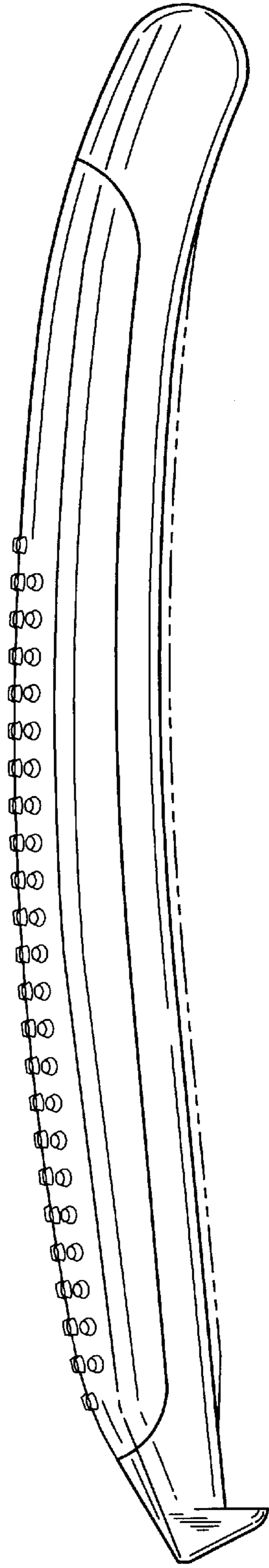


FIG-6

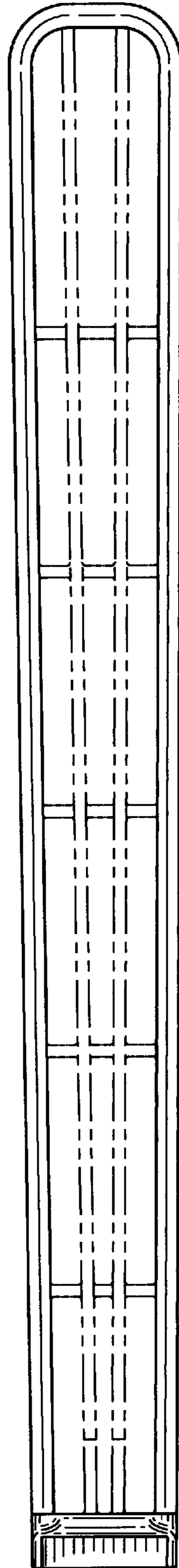


FIG-7

