

US00D402395S

# United States Patent [19] Archambault

[11] **Patent Number: Des. 402,395**

[45] **Date of Patent: \*\*Dec. 8, 1998**

[54] **LIGHT DIFFUSER**

[75] Inventor: **Alan Alfred Archambault**, Smithfield, R.I.

[73] Assignee: **General Electric Company**, Schenectady, N.Y.

[\*\*] Term: **14 Years**

[21] Appl. No.: **76,036**

[22] Filed: **Aug. 27, 1997**

[51] **LOC (6) Cl.** ..... **26-05**

[52] **U.S. Cl.** ..... **D26/126; D11/128**

[58] **Field of Search** ..... D26/125, 126, D26/128-136, 98, 99; 362/341, 343, 345, 346, 349, 351, 355, 356, 806, 807, 808; D11/117, 121, 125, 128, 126

[56] **References Cited**

**U.S. PATENT DOCUMENTS**

D. 345,435 3/1994 McLaughlin, II ..... D26/125

D. 384,595 10/1997 Hartwell-Ruland ..... D11/121  
5,359,506 10/1994 Koleno ..... 362/806 X  
5,709,449 1/1998 Kuo ..... 362/806 X

*Primary Examiner*—Susan J. Lucas  
*Attorney, Agent, or Firm*—Fay, Sharpe, Beall, Fagan, Minnich & Mickee


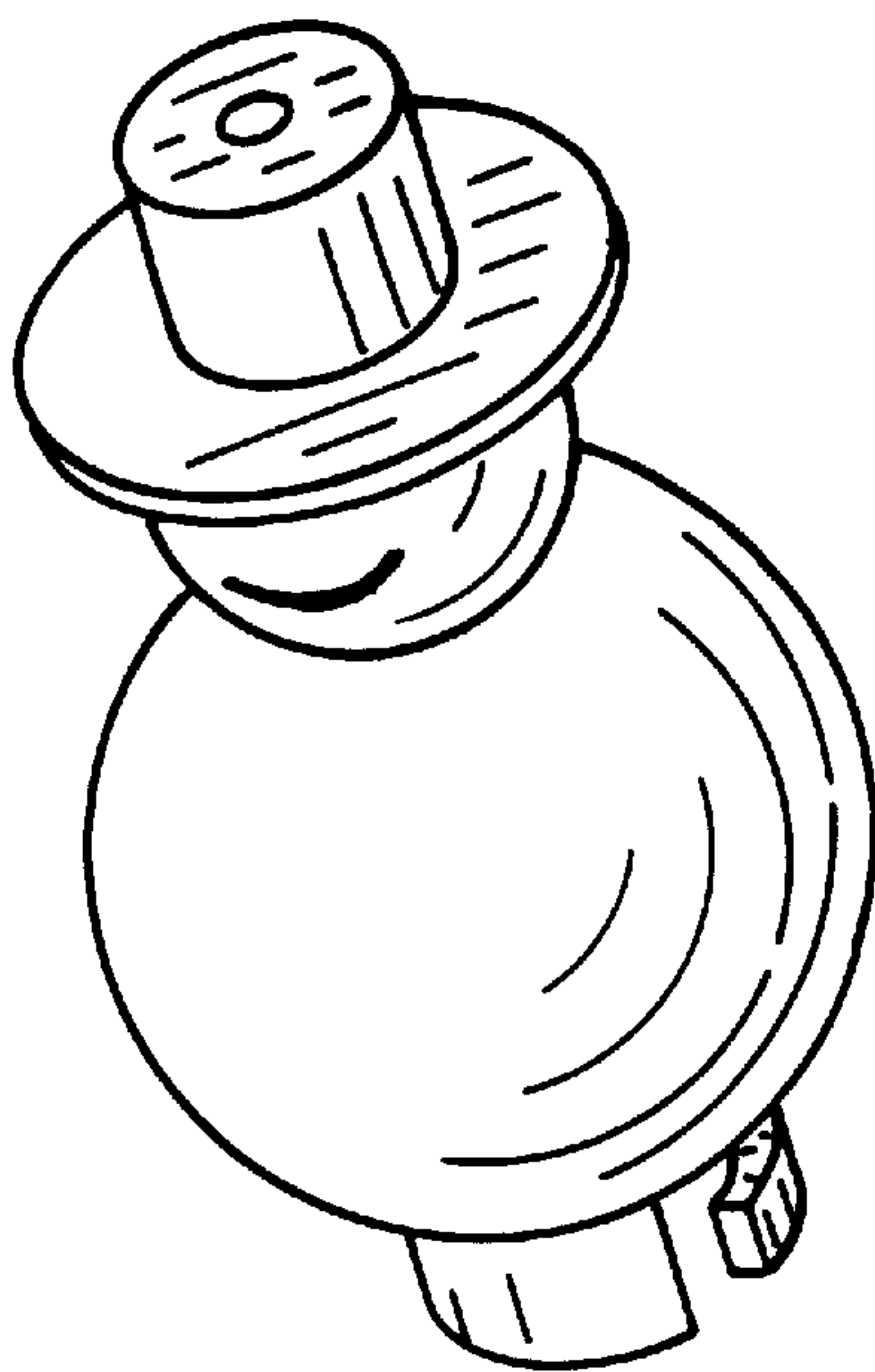
[57] **CLAIM**

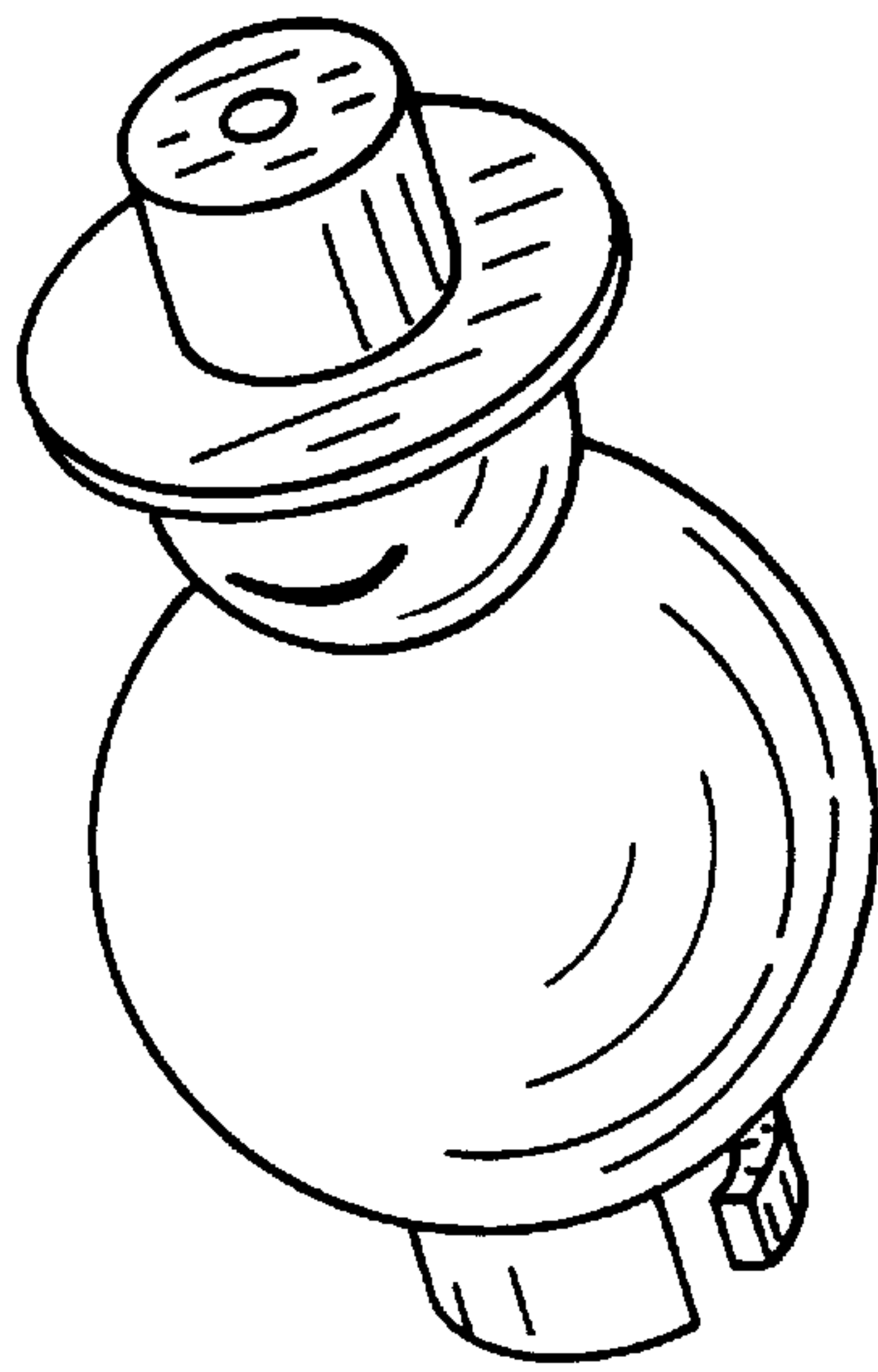
The ornamental design for a light diffuser, as shown and described.

**DESCRIPTION**


FIG. 1 is a perspective view of a light diffuser showing my new design;  
FIG. 2 is a front elevational view thereof, the rear being a mirror image;  
FIG. 3 is a top plan view thereof;  
FIG. 4 is a left side elevational view thereof;  
FIG. 5 is a right side elevational view thereof; and,  
FIG. 6 is a bottom view thereof.

**1 Claim, 2 Drawing Sheets**

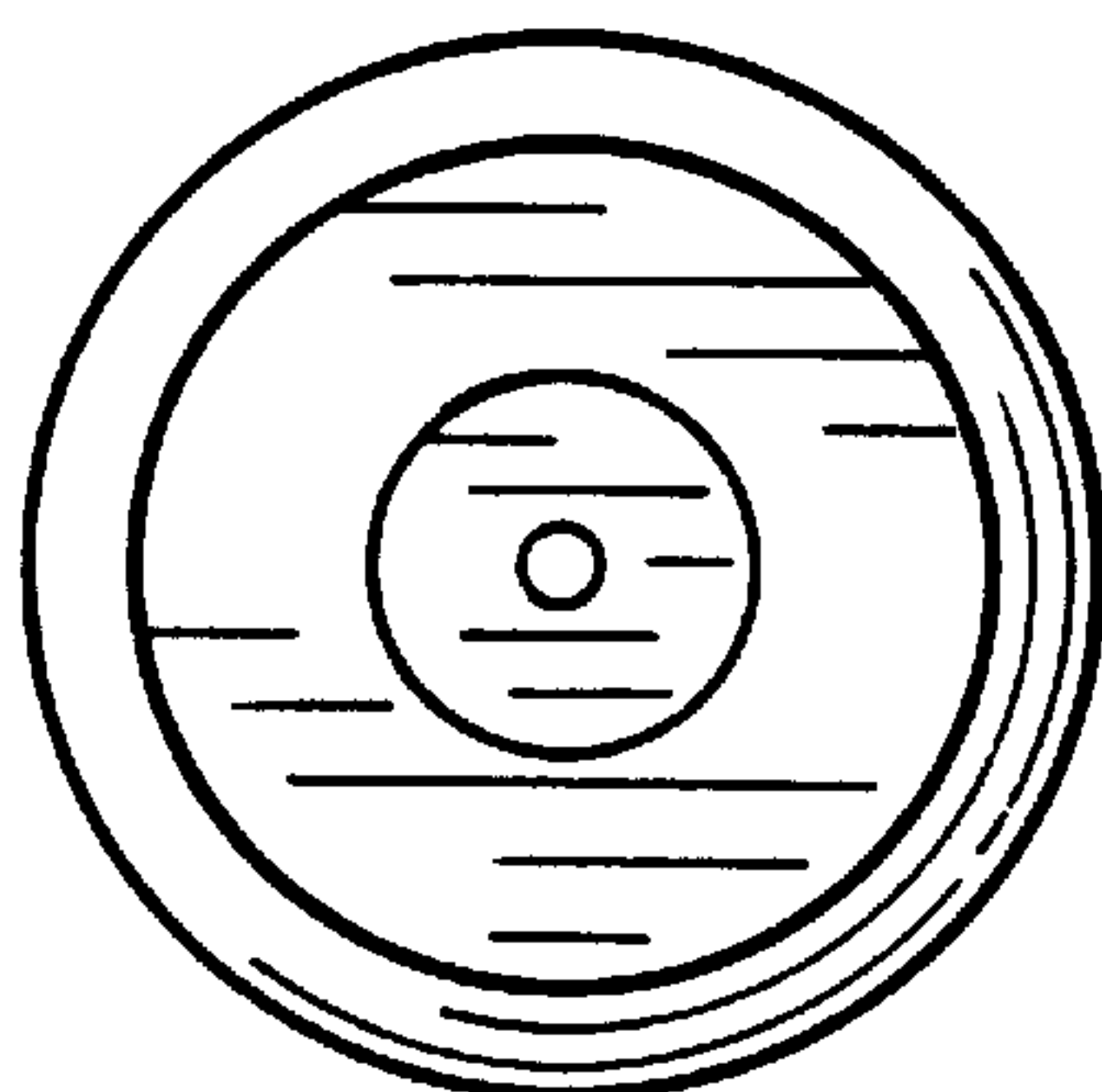




*Fig. 1*



*Fig. 2*



*Fig. 3*




Fig. 4




Fig. 5

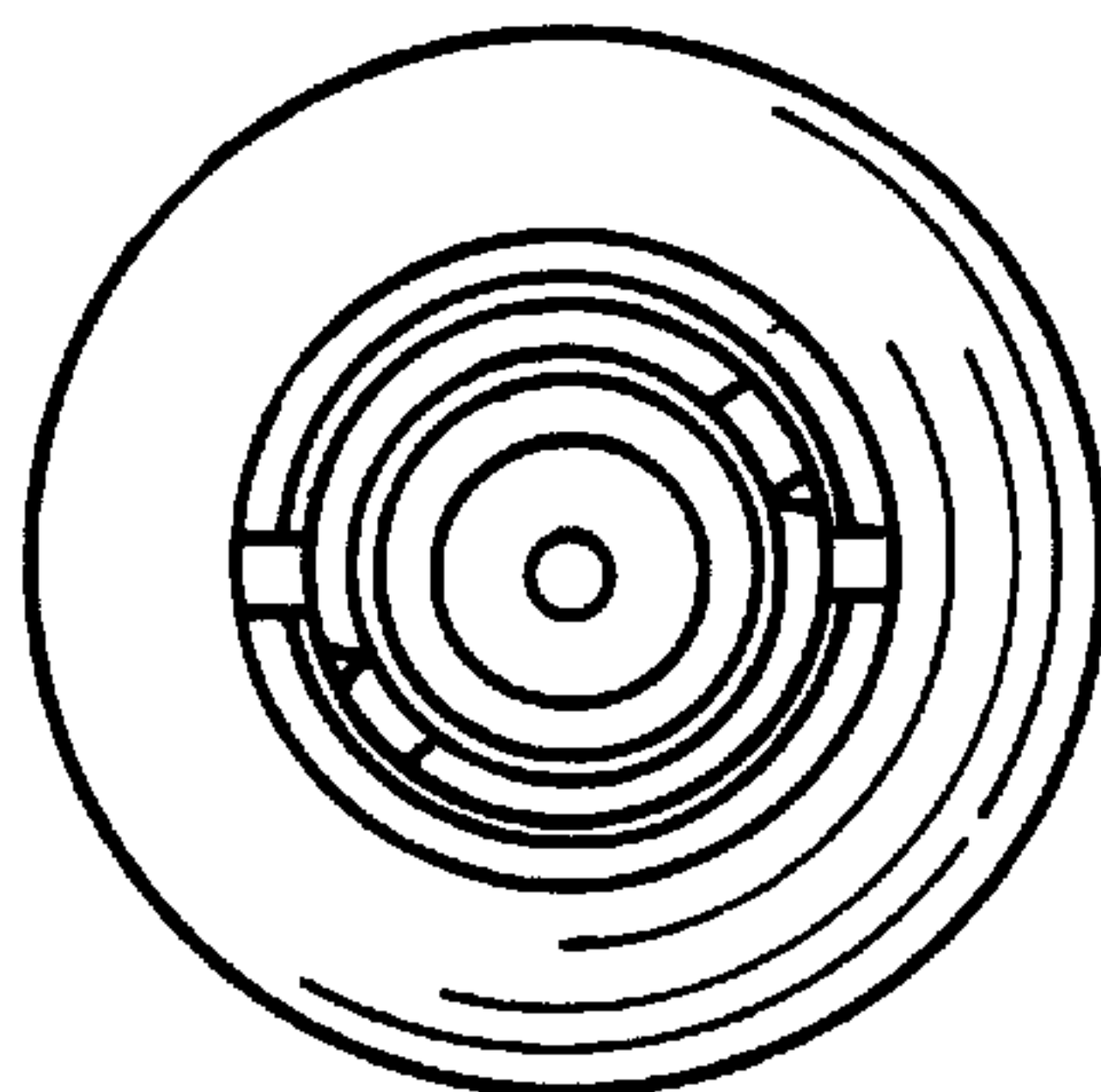


Fig. 6