



US00D402393S

United States Patent [19]
Kuo

[11] **Patent Number:** **Des. 402,393**
[45] **Date of Patent:** ****Dec. 8, 1998**

[54] **COVER FOR WALL OR CEILING LIGHTING FIXTURE**

[76] Inventor: **Jui-Ming Kuo**, 6F, No. 3, Lane 271, Lung-Chiang Rd., Taipei, Taiwan

[**] Term: **14 Years**

[21] Appl. No.: **73,713**

[22] Filed: **Jul. 16, 1997**

[51] **LOC (6) Cl.** **26-99**

[52] **U.S. Cl.** **D26/118; D25/136; D26/152**

[58] **Field of Search** D26/128-136, D26/72, 73, 80-92, 142, 145, 148, 149, 152, 153, 154, 155; 362/147, 404-408, 433, 457, 441; D25/136

[56] **References Cited**

U.S. PATENT DOCUMENTS

- D. 29,311 9/1898 Murray D1/125
- D. 172,722 7/1954 Patience, Jr. D26/153
- D. 312,511 11/1990 Rogover D26/152

OTHER PUBLICATIONS

Luxgianska lighting catalog, p. 2, chandelier #2065/3L, decorative panels, Aug. 1995.
Triarch Industries light catalog, p. 701, chandelier panels, Aug. 1993.

Primary Examiner—Susan J. Lucas
Attorney, Agent, or Firm—Beveridge, DeGrandi, Weilacher & Young, LLP

[57] **CLAIM**

The ornamental design for a cover for wall or ceiling lighting fixture, as shown and described.

DESCRIPTION

FIG. 1 is a perspective view of a cover for wall or ceiling lighting fixture showing my new design;

FIG. 2 is a front elevational view thereof; the rear view is the same as the front view;

FIG. 3 is a left side elevational view thereof;

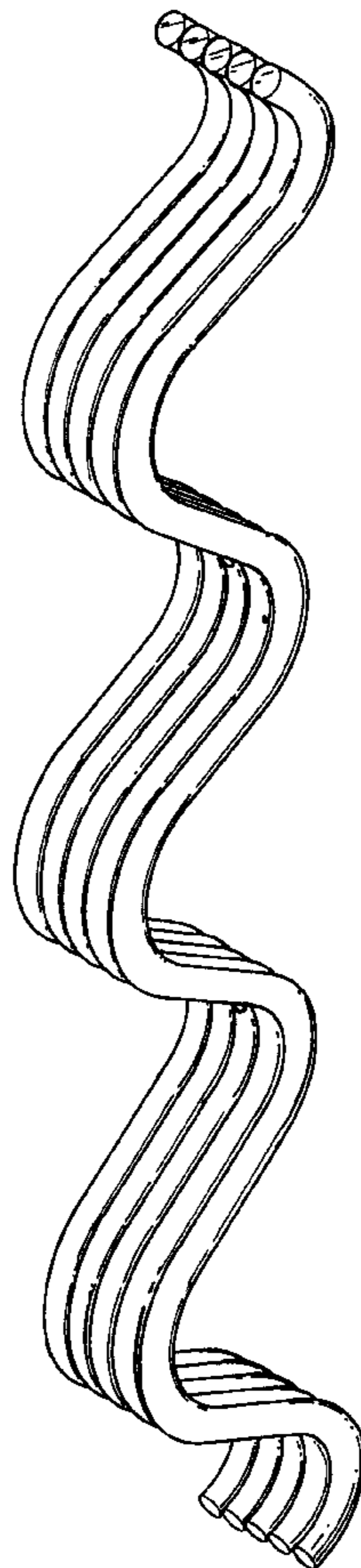
FIG. 4 is a right side elevational view thereof;

FIG. 5 is a top plan view thereof; the bottom view is the same as the top view; and,

FIG. 6 is an illustration of a cover for wall or ceiling lighting fixture in use.

The lighting fixture is shown in broken lines in FIG. 6 for illustrative purposes and forms no part of the claimed design.

1 Claim, 3 Drawing Sheets



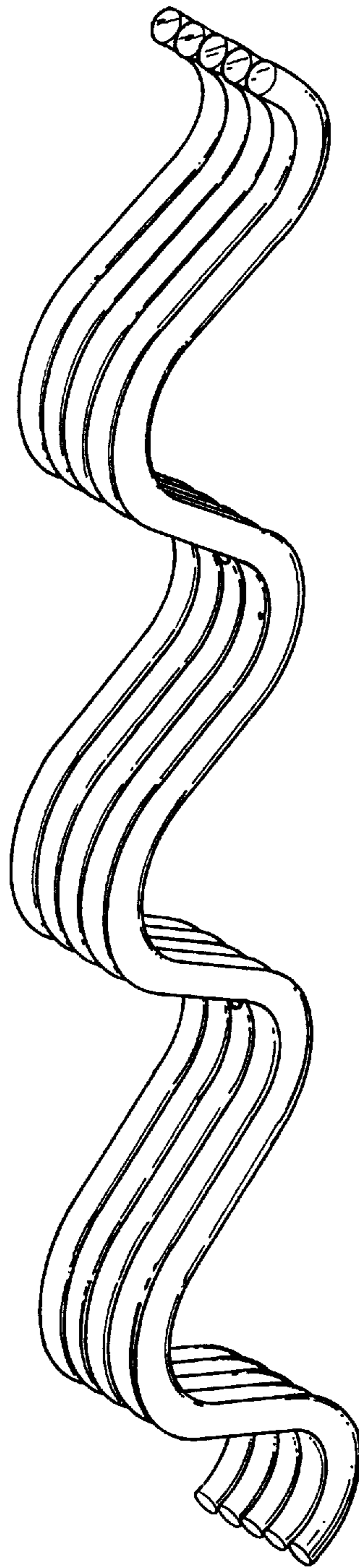


FIG. 1

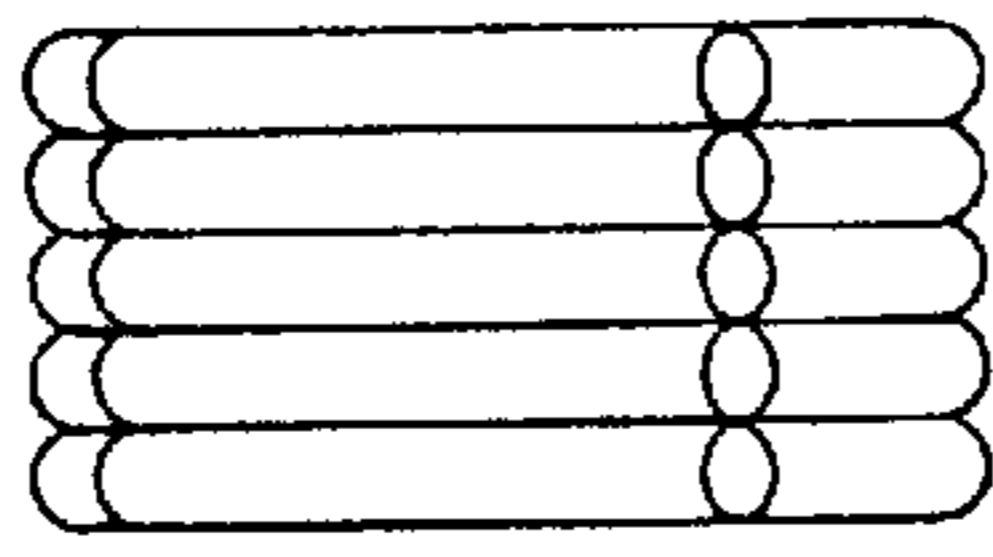


FIG. 5



FIG. 3

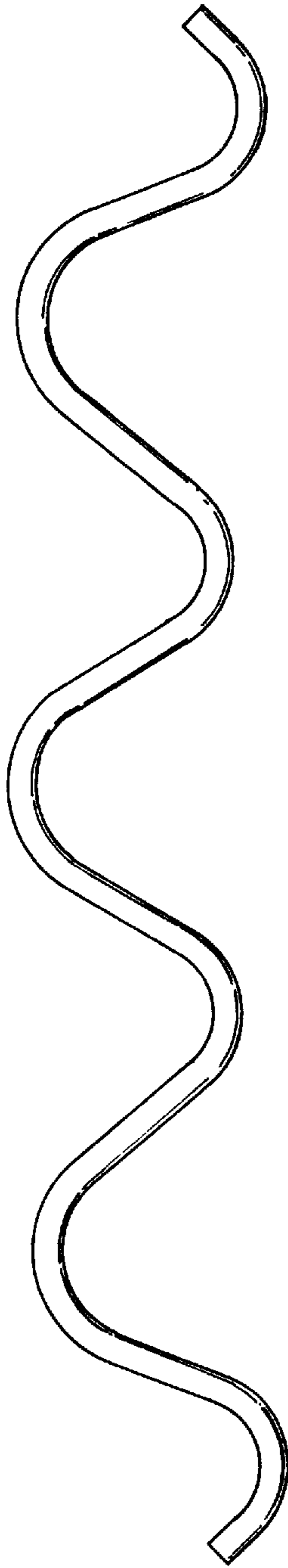


FIG. 2

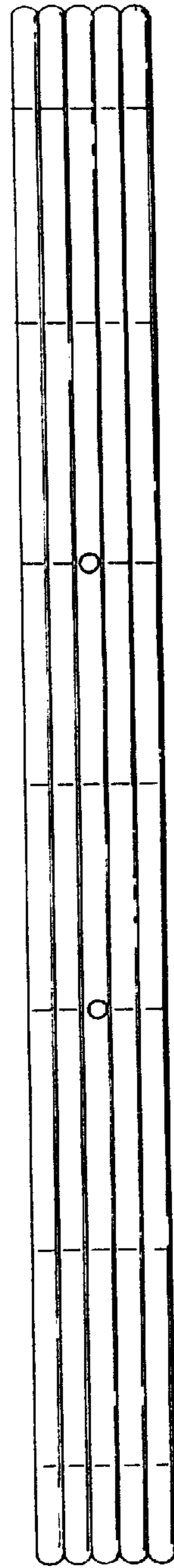


FIG. 4

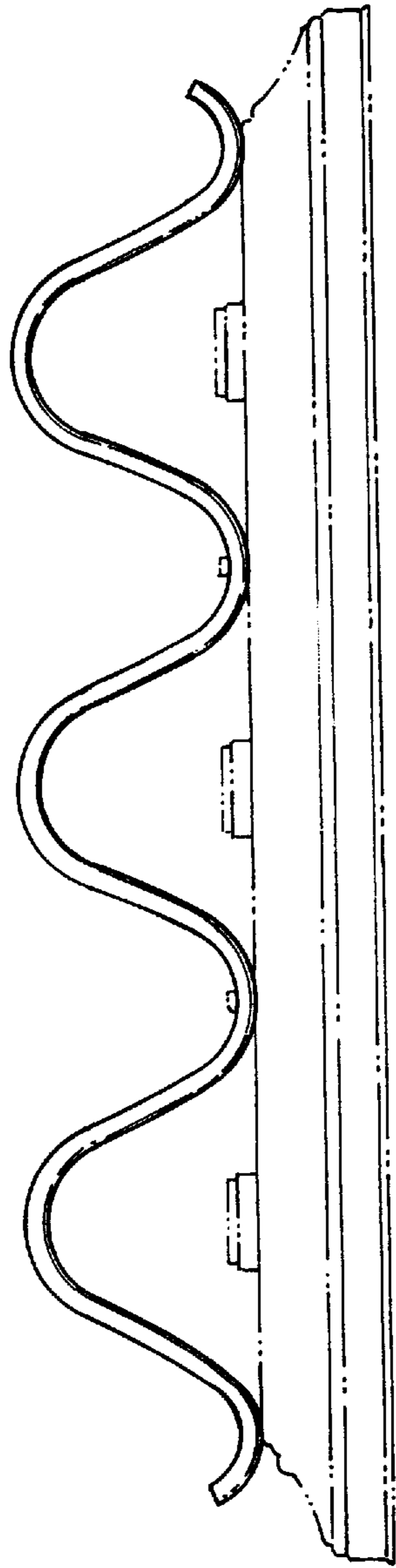


FIG. 6