



US00D402388S

United States Patent [19]
Archambault

[11] **Patent Number:** **Des. 402,388**

[45] **Date of Patent:** ****Dec. 8, 1998**

[54] **LIGHT DIFFUSER**

[75] Inventor: **Alan Alfred Archambault**, Smithfield, R.I.

[73] Assignee: **General Electric Company**, Schenectady, N.Y.

[**] Term: **14 Years**

[21] Appl. No.: **76,035**

[22] Filed: **Aug. 27, 1997**

[51] **LOC (6) Cl.** **26-05**

[52] **U.S. Cl.** **D26/125; D11/125**

[58] **Field of Search** D26/125, 126, D26/118, 128-136; 362/341, 343, 345, 346, 349, 351, 355, 356, 806, 807, 808

[56] **References Cited**

U.S. PATENT DOCUMENTS

- D. 155,909 11/1949 Lane D26/125
- D. 155,911 11/1949 Lane D26/125

- D. 161,162 12/1950 Burros D11/121
- D. 184,476 2/1959 Flaster D11/125
- 5,359,506 10/1994 Koleno 362/806 X
- 5,709,449 1/1998 Kuo 362/806 X

Primary Examiner—Susan J. Lucas
Attorney, Agent, or Firm—Fay, Sharpe, Beall, Fagan, Minnich & McKee

[57] **CLAIM**

The ornamental design for a light diffuser, as shown and described.

DESCRIPTION

FIG. 1 is a perspective view of a light diffuser showing my new design;
FIG. 2 is a front elevational view thereof, the rear being a mirror image;
FIG. 3 is a top plan view thereof;
FIG. 4 is a left side elevational view thereof;
FIG. 5 is a right side elevational view thereof; and,
FIG. 6 is a bottom view thereof.

1 Claim, 2 Drawing Sheets




Fig. 1






Fig. 2

Fig. 3






Fig. 4




Fig. 5

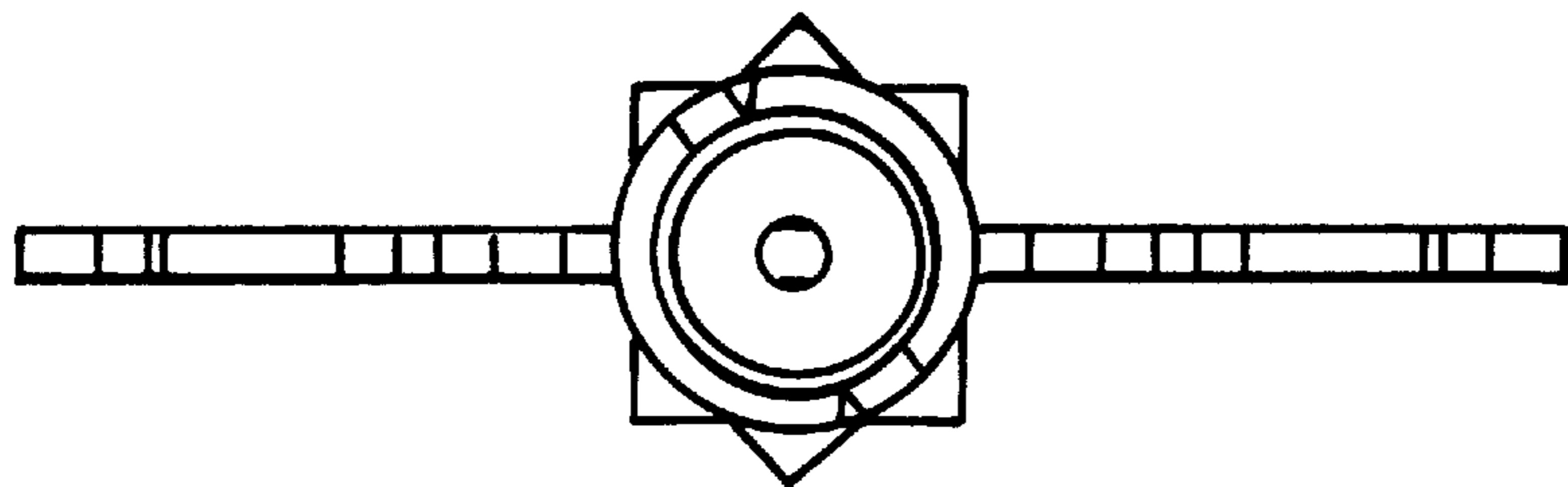


Fig. 6