



US00D402365S

**United States Patent** [19]  
**Lubitz**

[11] **Patent Number: Des. 402,365**

[45] **Date of Patent: \*\*Dec. 8, 1998**

[54] **IV ACCESS-LINE LOCK BOX**

5,328,487 7/1994 Starchevich ..... 604/246  
5,374,248 12/1994 Lopez ..... 604/246 X  
5,746,719 5/1998 Farra et al. .... 604/151

[76] Inventor: **Janice E. Lubitz**, 1027-A W. Baltimore St., Baltimore, Md. 21223

[\*\*] Term: **14 Years**

*Primary Examiner*—Susan J. Lucas  
*Assistant Examiner*—Cynthia Ramirez

[21] Appl. No.: **75,456**

[57] **CLAIM**

[22] Filed: **May 13, 1997**

The ornamental design for an IV access-line lock box, as shown and described.

[51] **LOC (6) Cl.** ..... **24-02**

[52] **U.S. Cl.** ..... **D24/113**

[58] **Field of Search** ..... D24/113, 112,  
D24/114, 111; 604/80, 131, 132, 251, 246,  
250, 151, 153; 417/234, 474

**DESCRIPTION**

FIG. 1 is a front elevational view of the IV access-line lock box showing my new design;

FIG. 2 is a rear elevational view thereof;

FIG. 3 is a right side view thereof;

FIG. 4 is a left side view thereof;

FIG. 5 is a top plan view thereof; and,

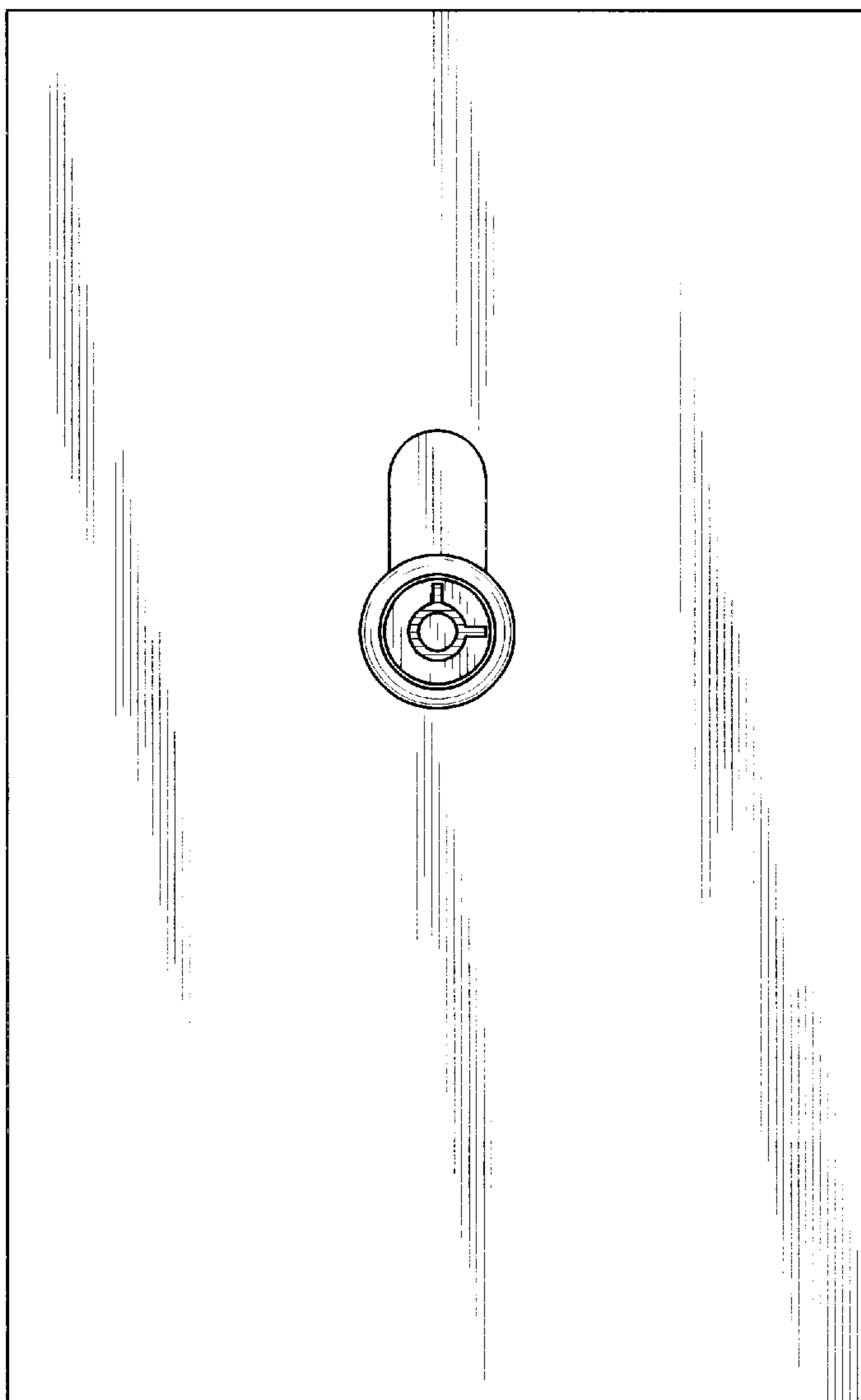
FIG. 6 is a bottom plan view thereof.

[56] **References Cited**

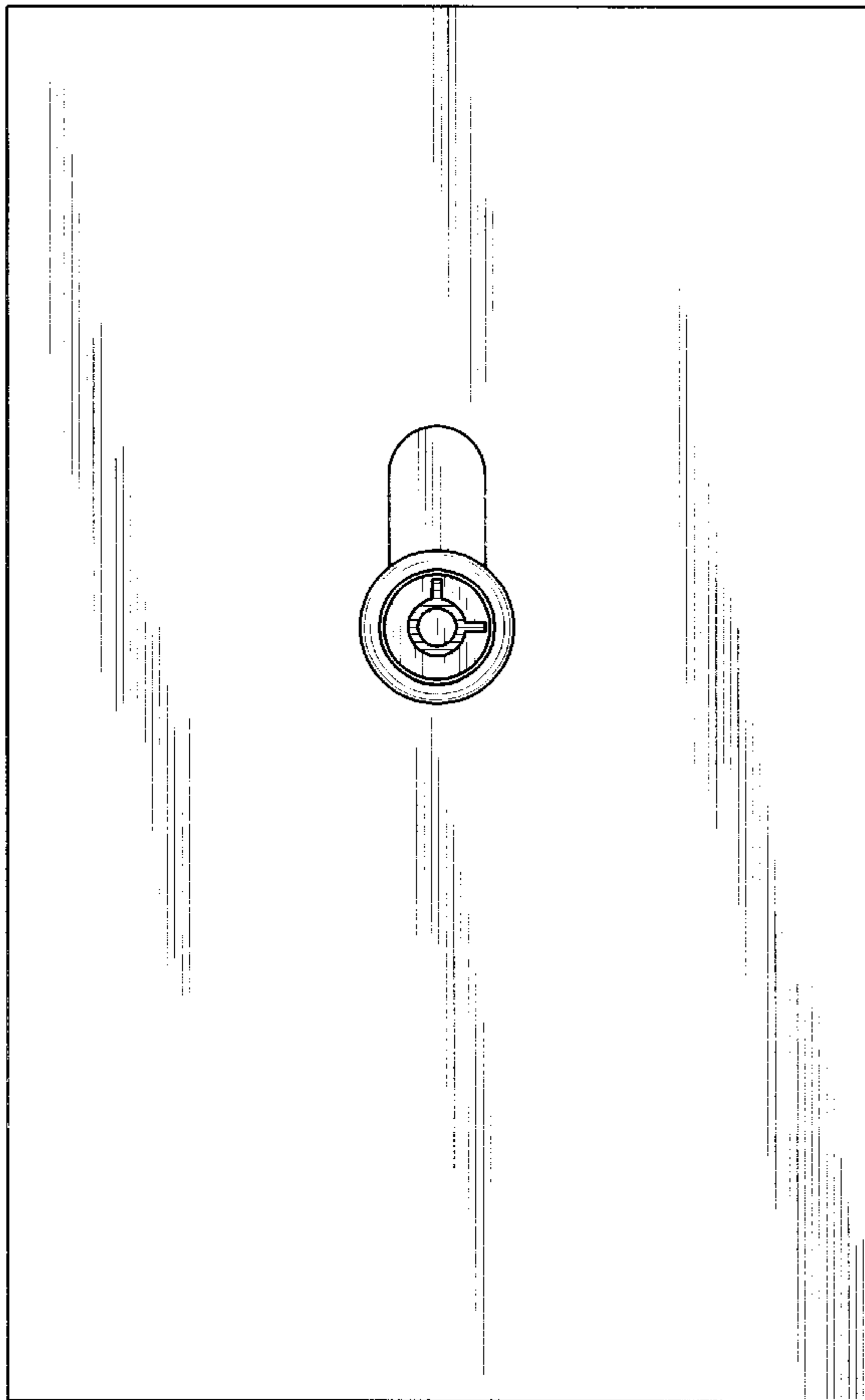
**U.S. PATENT DOCUMENTS**

D. 250,085 10/1978 Tuttle .  
3,329,391 7/1967 Deane .  
4,137,940 2/1979 Faisandier .


**1 Claim, 3 Drawing Sheets**




*FIG. 1*



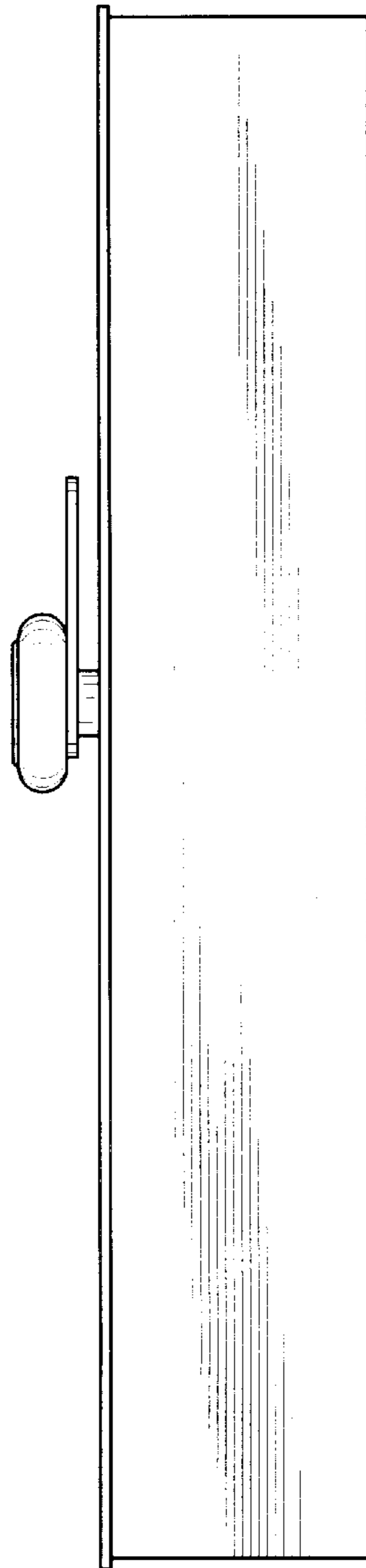
*FIG. 2*



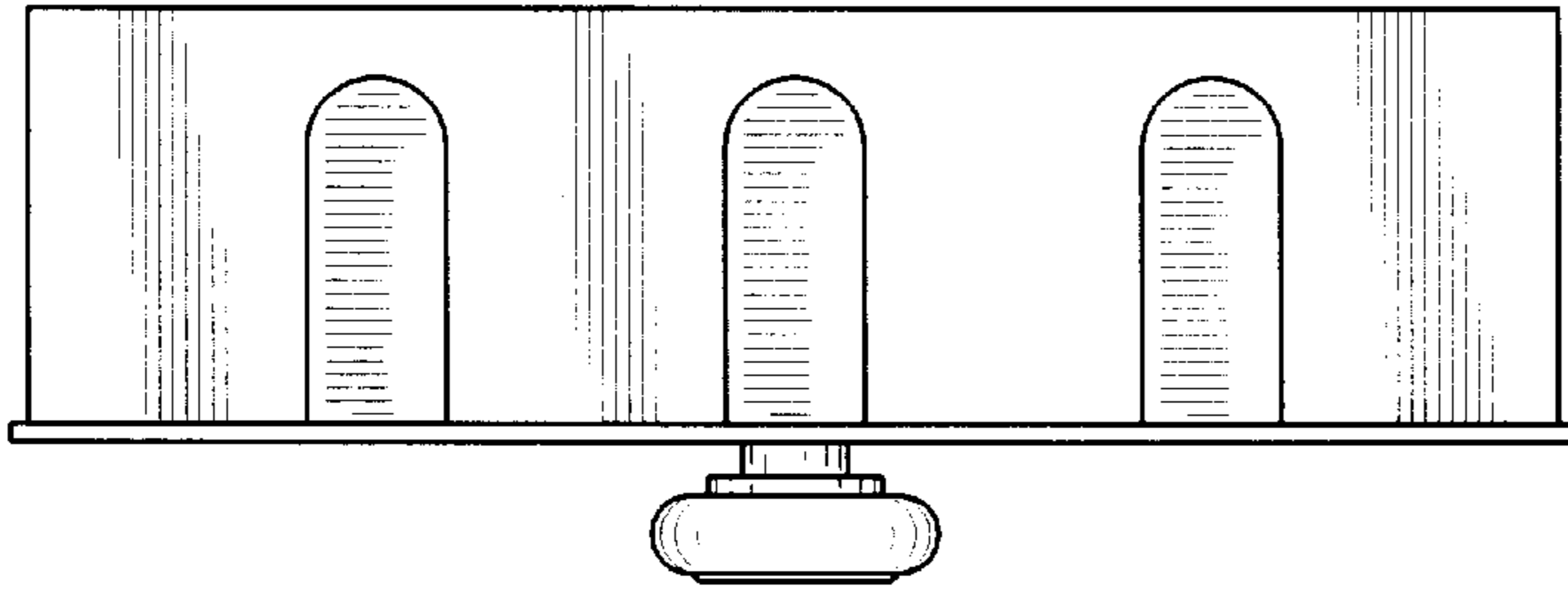
*FIG. 3*



*FIG. 4*



*FIG. 5*



*FIG. 6*

