



US00D402348S

United States Patent [19]
Dickinson

[11] **Patent Number: Des. 402,348**

[45] **Date of Patent: **Dec. 8, 1998**

[54] **DEVICE TO REMOVE SULFUR FROM WATER SYSTEMS**

4,609,466 9/1986 McCausland et al. 210/477
5,178,754 1/1993 Batten et al. 210/252
5,614,068 3/1997 Kim 210/252

[76] Inventor: **Henry W. Dickinson**, 17 Old Salem Rd., Beaufort, S.C. 29902

Primary Examiner—Alan P. Douglas
Assistant Examiner—Robin V. Taylor

[**] Term: **14 Years**

[57] **CLAIM**

[21] Appl. No.: **68,246**

The ornamental design for a device to remove sulfur from water systems, as shown.

[22] Filed: **Mar. 20, 1997**

DESCRIPTION

[51] **LOC (6) Cl.** **23-01**

[52] **U.S. Cl.** **D23/207**

[58] **Field of Search** D23/200, 206,
D23/207, 209, 210, 261, 266, 270, 244,
252; 210/459, 460, 477

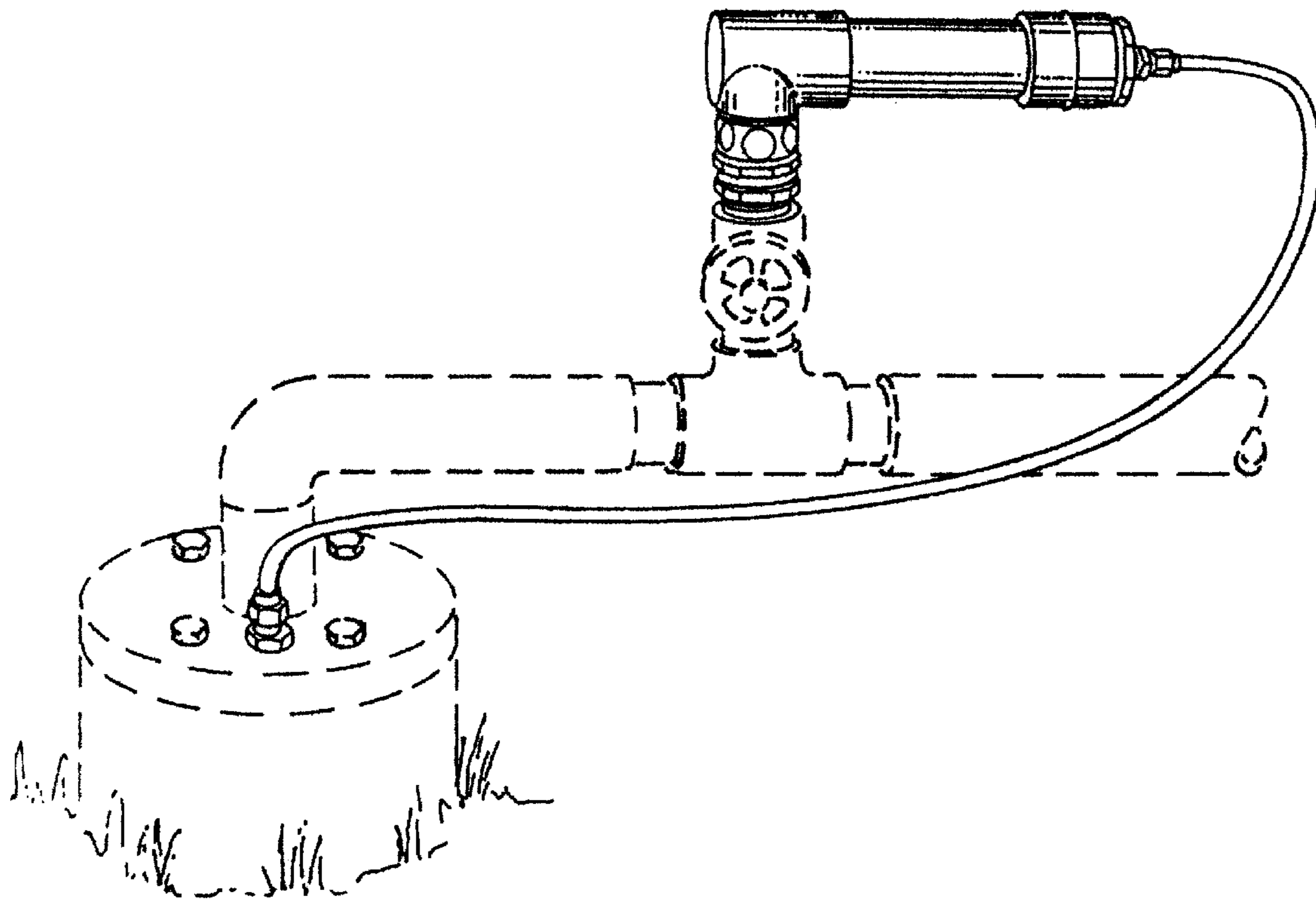
FIG. 1 is a top perspective view;
FIG. 2 is a top plan view;
FIG. 3 is a bottom plan view;
FIG. 4 is a rear elevational view;
FIG. 5 is a side elevational view;
FIG. 6 is a front elevational view;
FIG. 7 is a side perspective view shown in a use; and,
FIG. 8 is a perspective view shown in another use.
The hose portion of the claimed design is shown fragmented to indicate indeterminate length.

[56] **References Cited**

U.S. PATENT DOCUMENTS

D. 254,441 3/1980 Lemoine D23/207
D. 291,719 9/1987 Karamian D23/209
D. 319,287 8/1991 Baumstark et al. D23/207
4,199,455 4/1980 Estabrook 210/252

1 Claim, 3 Drawing Sheets



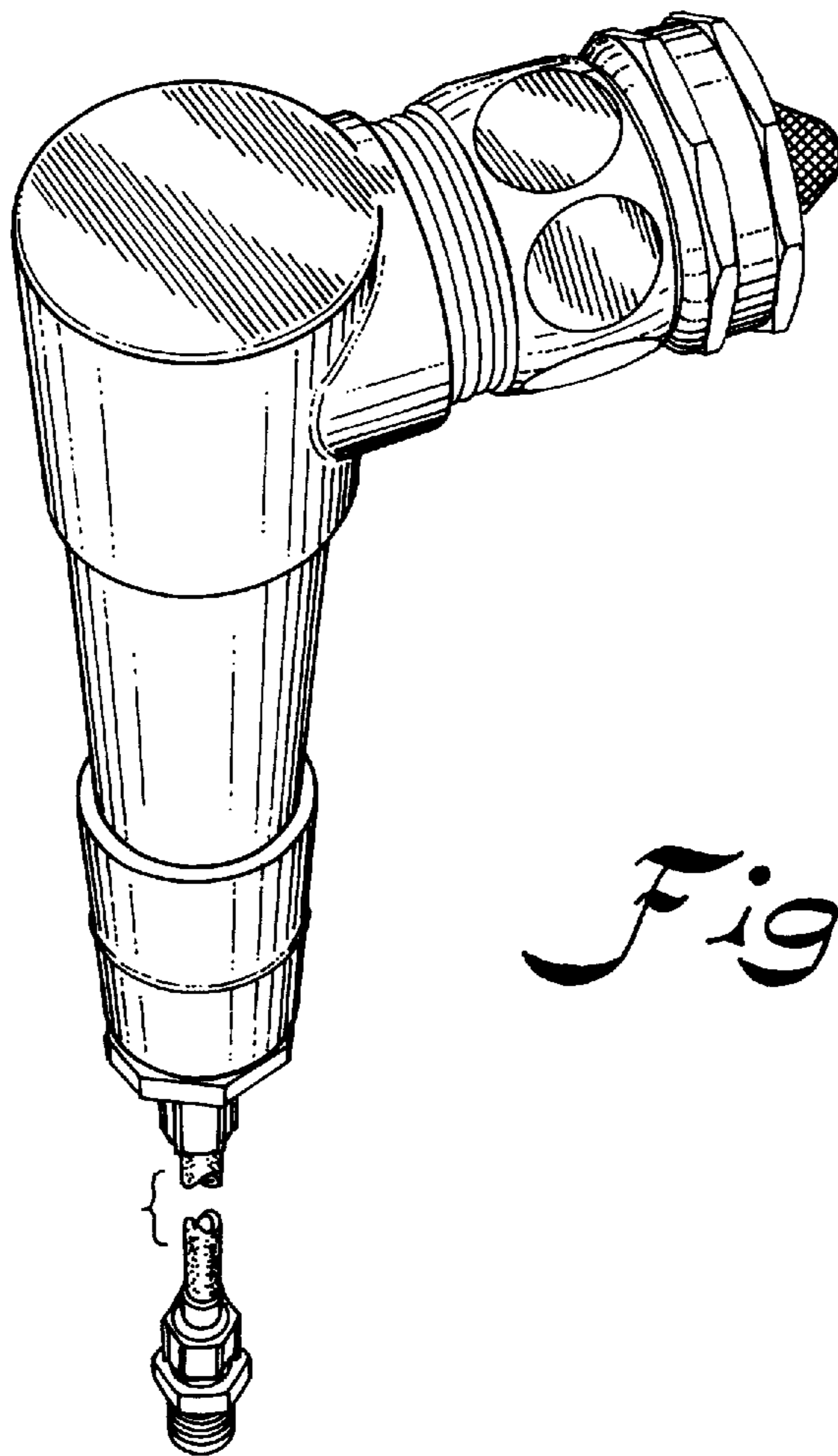


Fig. 1

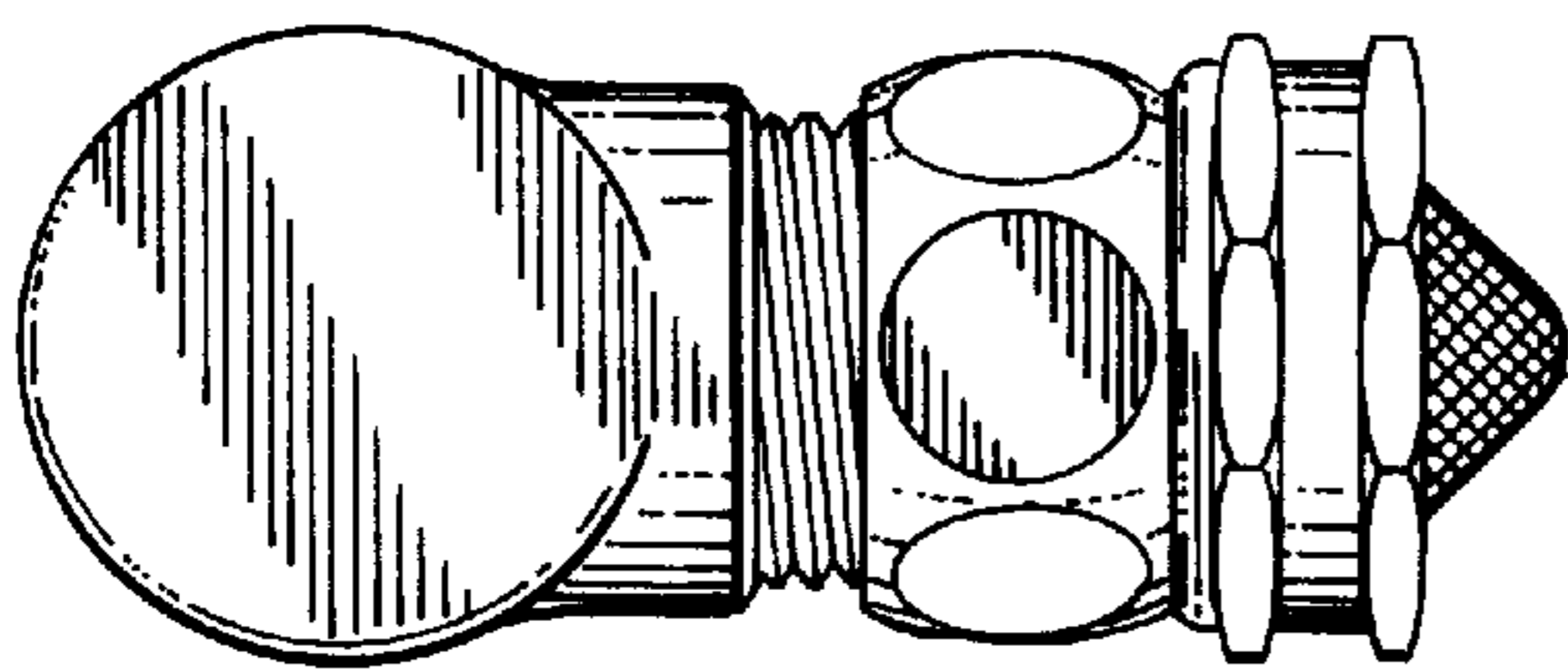


Fig. 2




Fig. 3

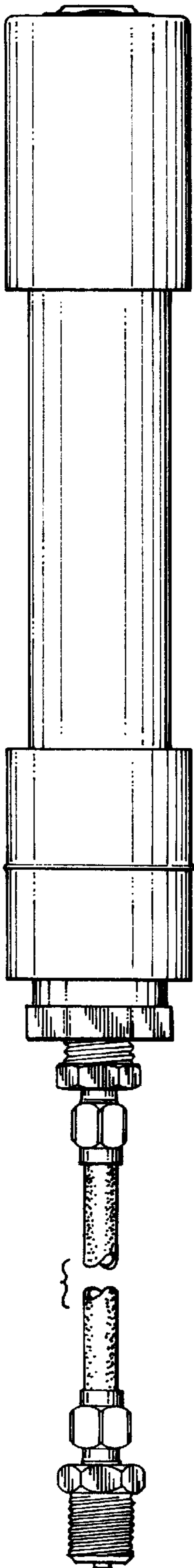


Fig. 4

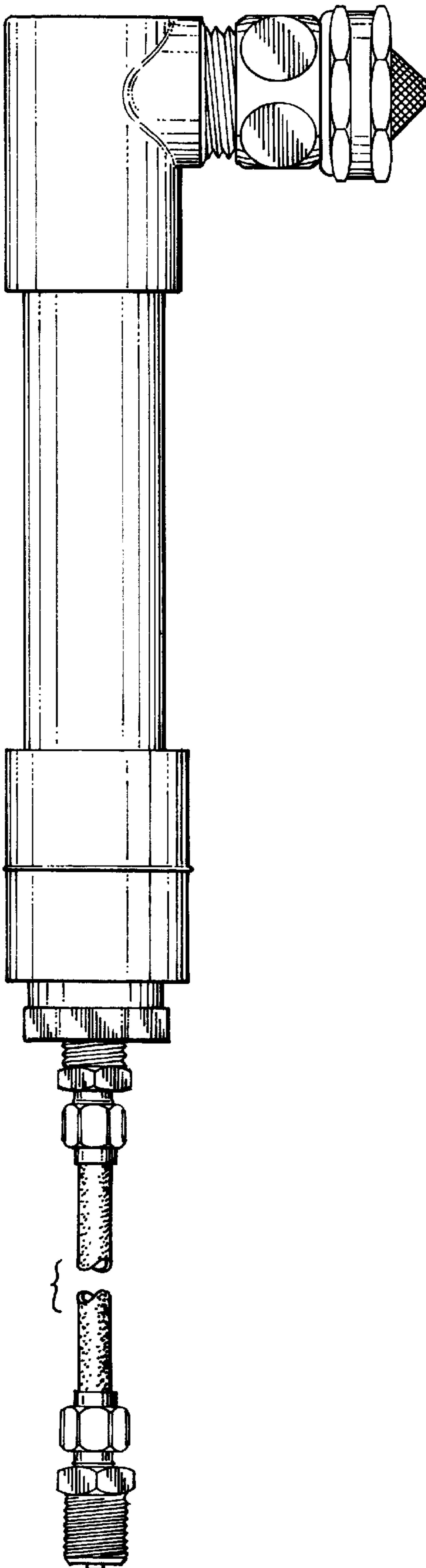


Fig. 5

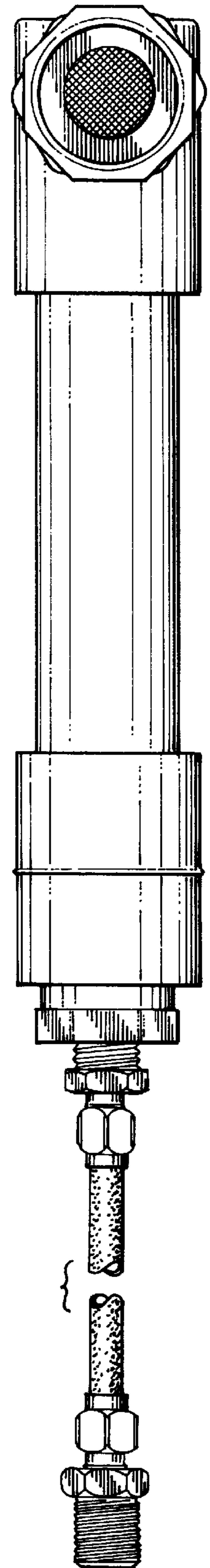


Fig. 6

