



US00D402327S

# United States Patent [19]

Aird et al.

[11] Patent Number: **Des. 402,327**

[45] Date of Patent: **\*\*Dec. 8, 1998**

[54] **BOOT DESIGN FOR A SKATE**

[75] Inventors: **Frederic Aird**, Ville Mont-Royal; **Michel Laferriere**, St. Jean; **Neil Wensley**, Westmount; **Craig Ryan**, Montreal; **Hubert Gagnon**, St. Augustine, all of Canada; **Edward Norton**, Boxford; **Zenon Smotrycz**, Reading, both of Mass.

[73] Assignee: **Sport Maska Inc.**, Quebec, Canada

[\*\*] Term: **14 Years**

[21] Appl. No.: **62,739**

[22] Filed: **Nov. 22, 1996**

[51] **LOC (6) Cl.** ..... **21-02**

[52] **U.S. Cl.** ..... **D21/226; D21/225**

[58] **Field of Search** ..... D21/224-231; D2/904; 280/11.18, 11.19, 11.2, 11.22, 811; 36/115, 118.2

[56] **References Cited**

**U.S. PATENT DOCUMENTS**

D. 258,605 3/1981 Sanders ..... D21/226

D. 277,401	1/1985	Bourque	.....	D2/904
D. 346,192	4/1994	Miller et al.	.....	D21/226
D. 371,672	7/1996	Hoshizaki	.....	D2/904
D. 379,395	5/1997	Aird	.....	D21/225
D. 383,513	9/1997	Ryan	.....	D21/225
5,342,070	8/1994	Miller et al.	.....	36/115

*Primary Examiner*—Raphael Barkai  
*Attorney, Agent, or Firm*—Dick and Harris

[57] **CLAIM**

The ornamental design for a boot design for a skate, as shown.

**DESCRIPTION**

FIG. 1 is a front elevated view of the boot design for a skate, showing a new ornamental design thereof; FIG. 2 is a rear elevated view thereof; FIG. 3 is a top plan view thereof; FIG. 4 is a bottom plan view thereof; FIG. 5 is a right side elevational view thereof; and, FIG. 6 is a left side elevational view thereof.

**1 Claim, 2 Drawing Sheets**



Fig 1

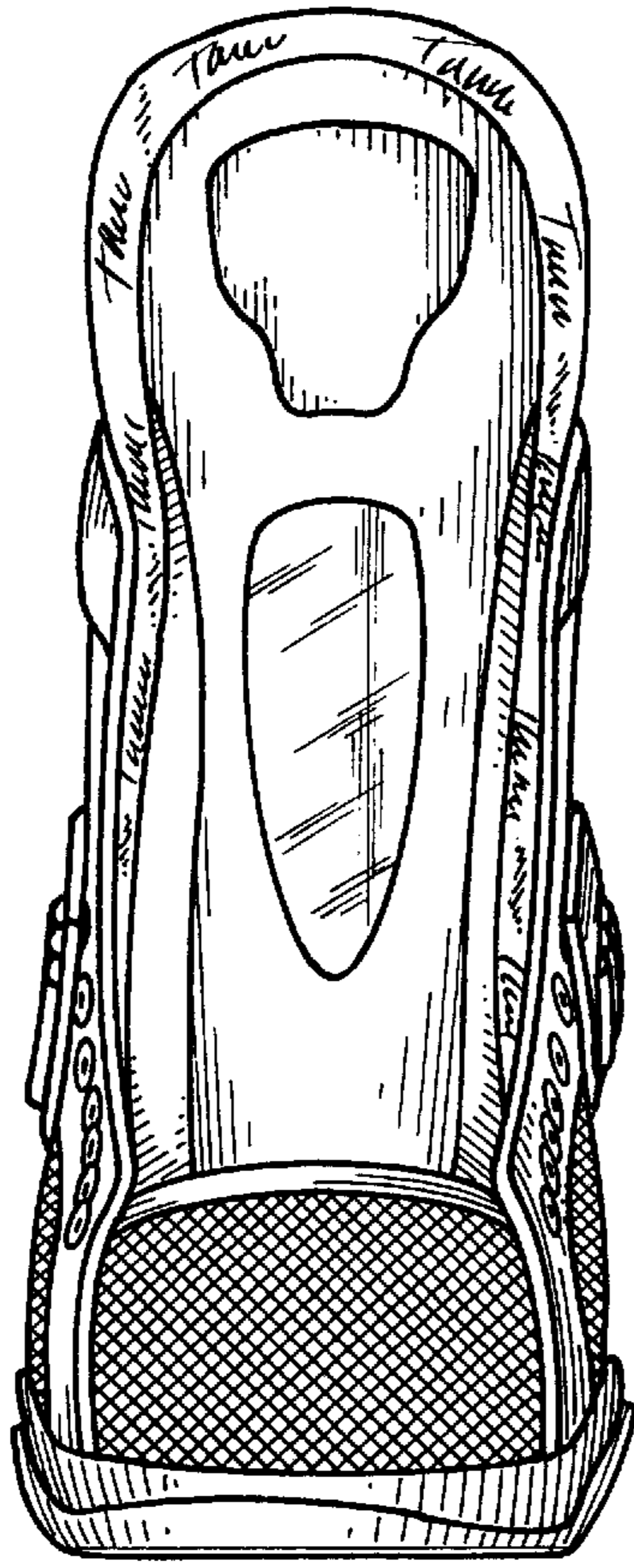


Fig 2




Fig 3

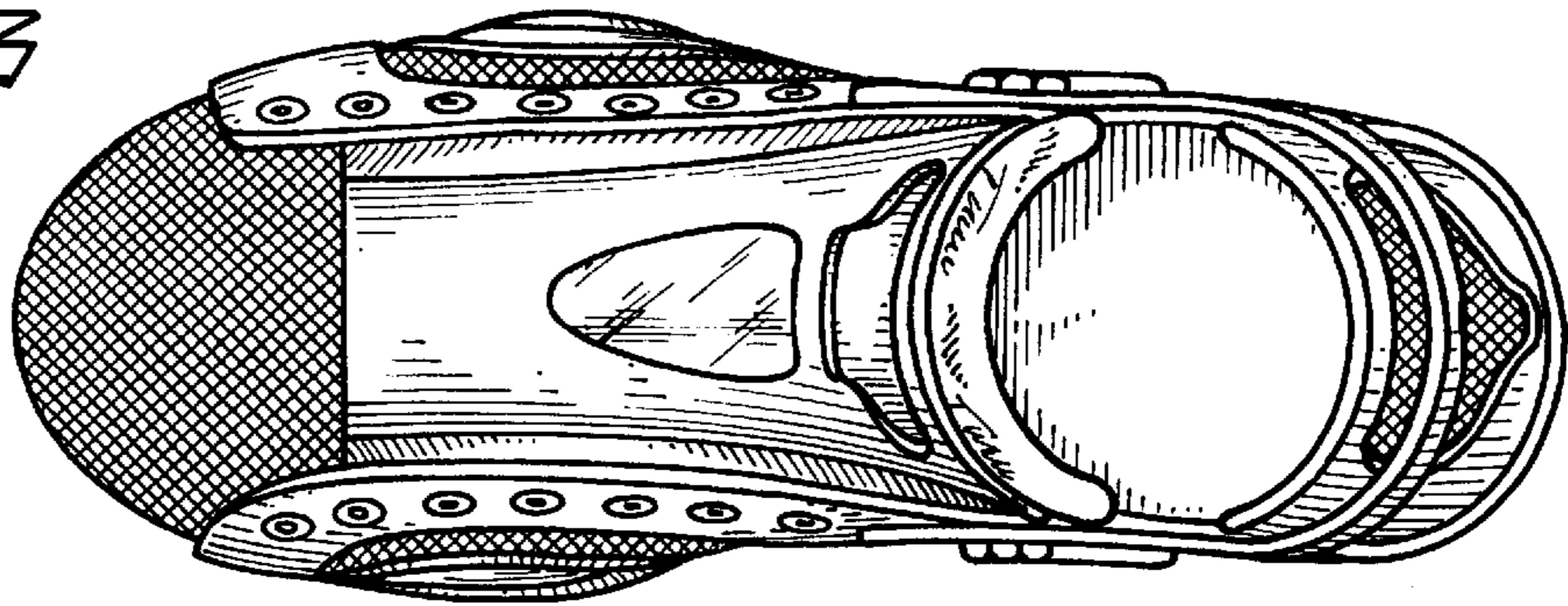
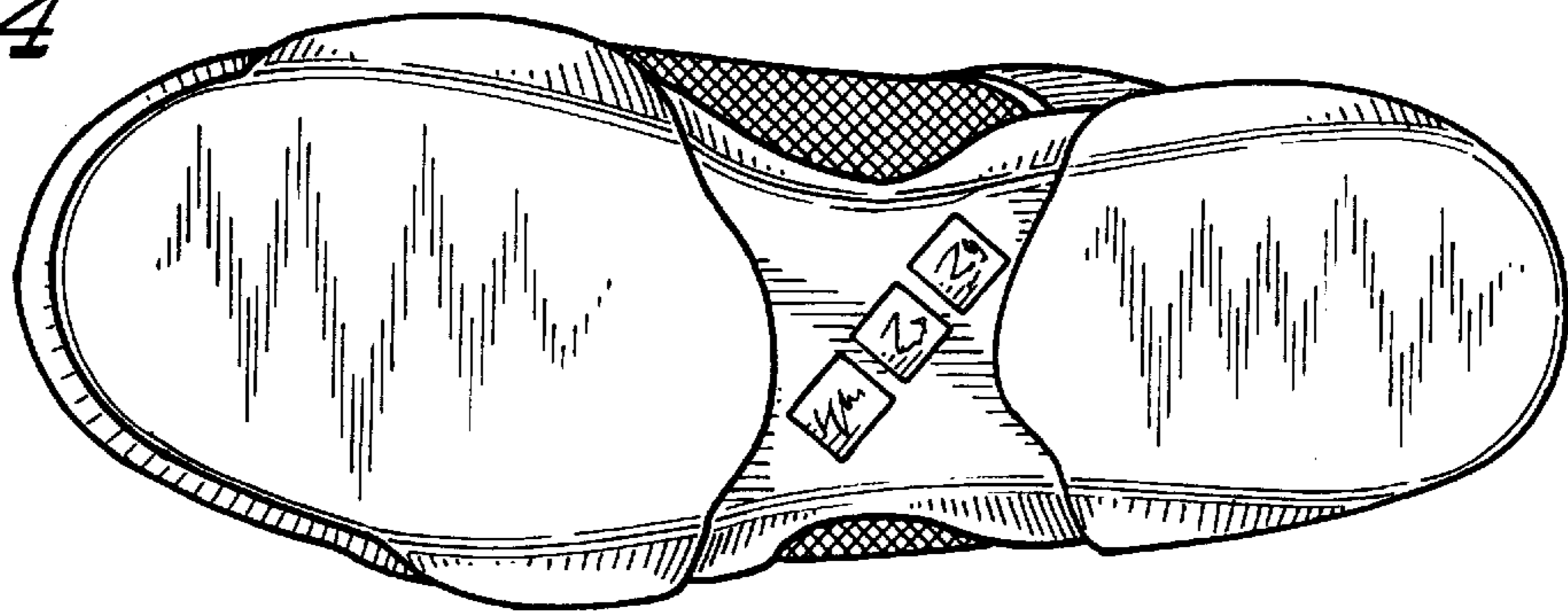
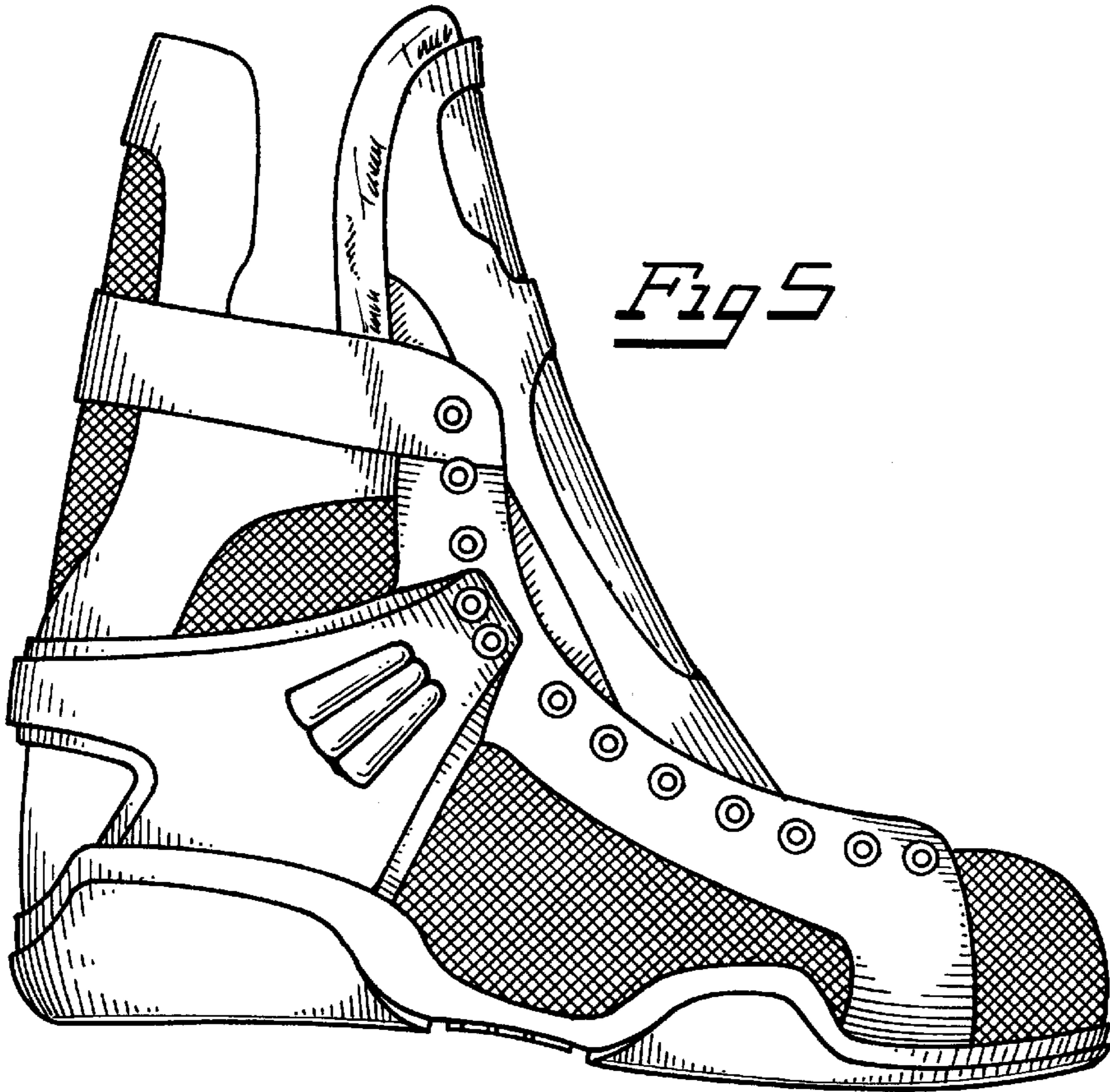



Fig 4





*Fig 5*



*Fig 6*