



US00D402311S

United States Patent [19]
Avenatti

[11] **Patent Number: Des. 402,311**
[45] **Date of Patent: **Dec. 8, 1998**

[54] **WRITING INSTRUMENT**

[75] Inventor: **Giovanni Avenatti**, Settimo Torinese, Italy

[73] Assignee: **Stilolinea S.r.l.**, Turin, Italy

[**] Term: **14 Years**

[21] Appl. No.: **76,106**

[22] Filed: **Sep. 4, 1997**

[30] **Foreign Application Priority Data**

Mar. 21, 1997 [IT] Italy TO9700067

[51] **LOC (6) Cl.** **19-06**

[52] **U.S. Cl.** **D19/48; D19/51; D19/56**

[58] **Field of Search** D19/35, 36, 41-51,
D19/53-58, 81-85; 401/99, 100, 103, 209;
24/11 R-11 P

[56] **References Cited**

U.S. PATENT DOCUMENTS

D. 083,152 1/1931 Deli D19/48

D. 303,549 9/1989 Horntrich D19/48
D. 352,311 11/1994 Waldinger D19/51
1,961,460 6/1934 Slatis 24/11 F X
3,007,620 11/1961 Laframboise et al. D19/48 X

Primary Examiner—Martie K. Holtje
Attorney, Agent, or Firm—Seidel, Gonda, Lavorgna & Monaco, PC


[57] **CLAIM**

The ornamental design of a writing instrument, as shown and described.

DESCRIPTION

FIG. 1 is a left side view of the writing instrument;
FIG. 2 is a front view of the writing instrument;
FIG. 3 is a right side view of the writing instrument;
FIG. 4 is a rear view of the writing instrument;
FIG. 5 is a plan view from bottom of the writing instrument;
FIG. 6 is a plan view from above of the writing instrument;
and,
FIG. 7 is a perspective view of the writing instrument.

1 Claim, 1 Drawing Sheet






FIG. 1



FIG. 2




FIG. 3




FIG. 4

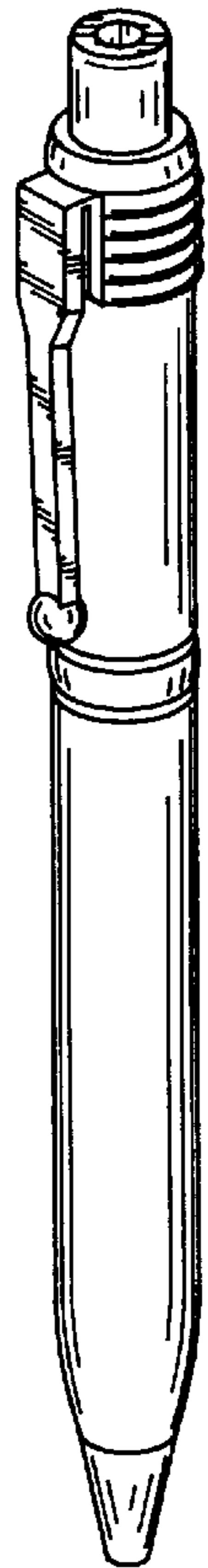


FIG. 7



FIG. 5

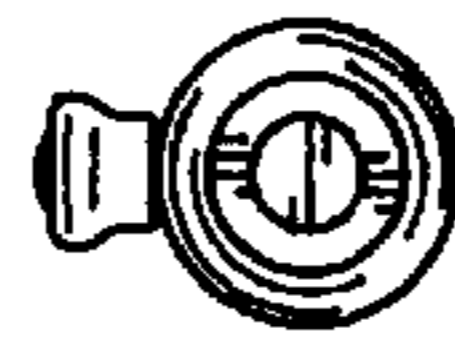


FIG. 6