



US00D402272S

United States Patent [19]
Mezey

[11] **Patent Number: Des. 402,272**

[45] **Date of Patent: **Dec. 8, 1998**

[54] **SWITCHPLATE WITH NOTE PAD HOLDER**

4,425,725 1/1984 Moustakas et al. 174/66 X
5,212,899 5/1993 Fandreyer 174/66 X

[75] Inventor: **Thomas Mezey**, Chester, N.J.

Primary Examiner—Brian N. Vinson
Attorney, Agent, or Firm—Hedman, Gibson & Costigan,
P.C.

[73] Assignee: **American Tack & Hardware Co.,
Inc.**, Monsey, N.Y.

[**] Term: **14 Years**

[57] **CLAIM**

[21] Appl. No.: **77,682**

The ornamental design for a switchplate with note pad holder, as shown and described.

[22] Filed: **Oct. 7, 1997**

DESCRIPTION

[51] **LOC (6) Cl.** **13-03**

FIG. 1 is a front perspective view of a switchplate with note pad according to my design;
FIG. 2 is a top view of my design;
FIG. 3 is a front view of my design;
FIG. 4 is a right side view of my design;
FIG. 5 is a left side view of my design;
FIG. 6 is a back view of my design; and
FIG. 7 is a bottom view of my design.

[52] **U.S. Cl.** **D13/177**

[58] **Field of Search** D13/177, 173,
D13/169, 171, 158; D8/350, 353; 174/66,
67; D19/75

[56] **References Cited**

U.S. PATENT DOCUMENTS

4,339,045 7/1982 Bodin 174/66 X

1 Claim, 3 Drawing Sheets





FIG. 1



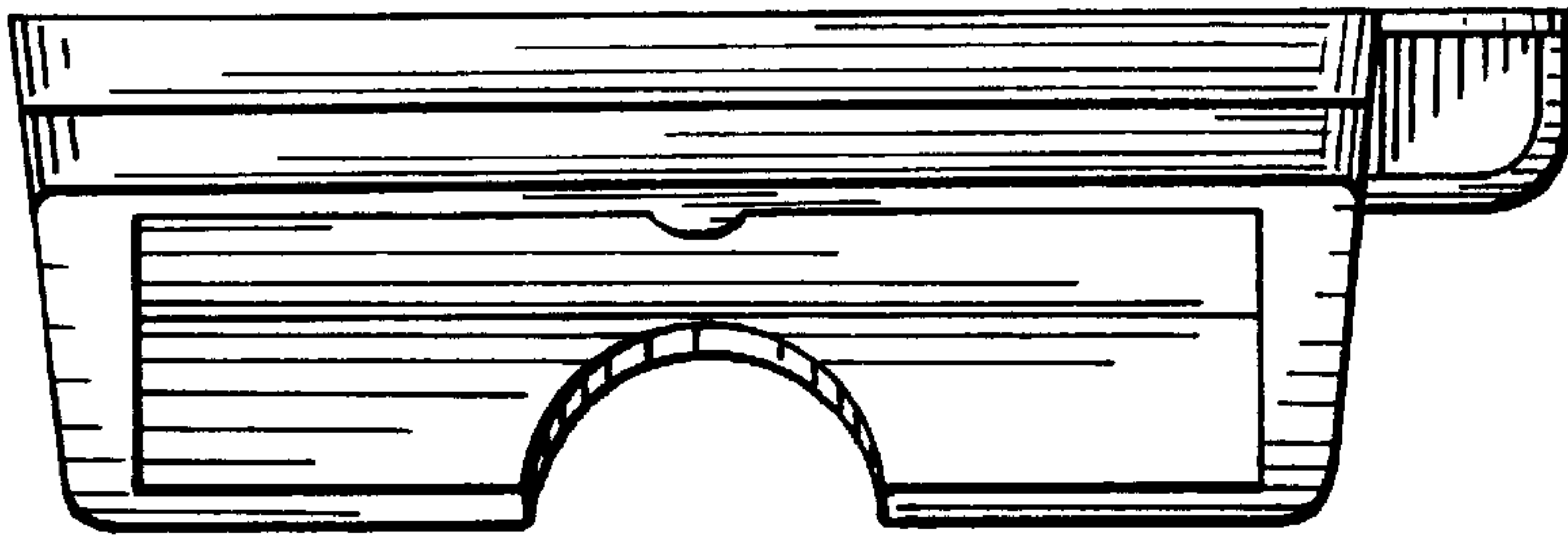


FIG. 2




FIG. 3




FIG. 4

FIG.5




FIG.6

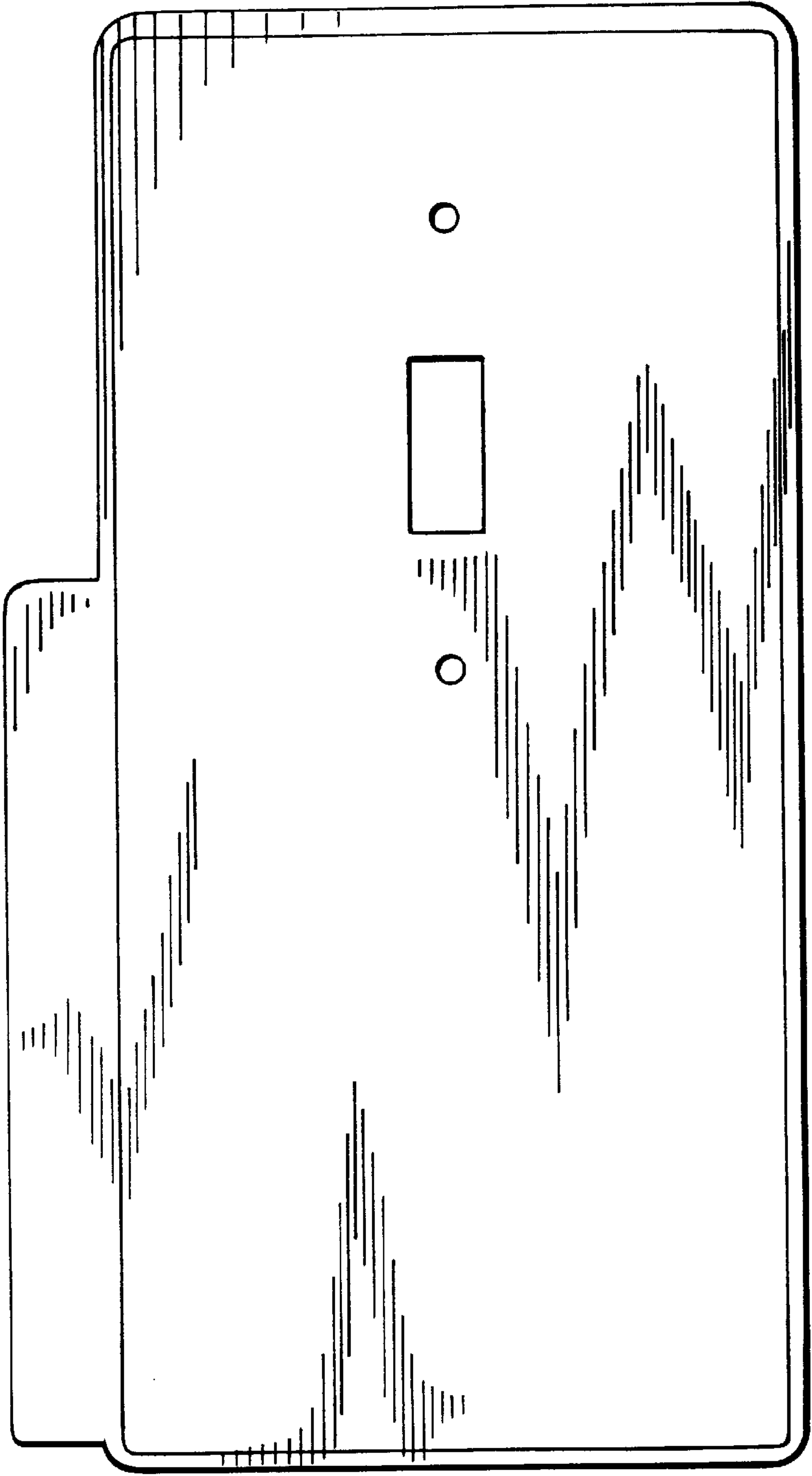


FIG.7

