



US00D402271S

# United States Patent [19] Weinberg

[11] **Patent Number: Des. 402,271**

[45] **Date of Patent: \*\*Dec. 8, 1998**

[54] **SWITCHPLATE WITH KEY HOOKS**

4,339,045 7/1982 Bodin ..... 174/66  
4,514,789 4/1985 Jester ..... 174/66 X

[75] Inventor: **Joel A. Weinberg**, Mamaroneck, N.Y.

[73] Assignee: **American Tack & Hardware Co., Inc.**, Monsey, N.Y.

*Primary Examiner*—Brian N. Vinson  
*Attorney, Agent, or Firm*—Hedman, Gibson & Costigan, P.C.

[\*\*] Term: **14 Years**

### [57] CLAIM

[21] Appl. No.: **77,306**

The ornamental design for a switchplate with key hooks, as shown and described.

[22] Filed: **Oct. 2, 1997**

### DESCRIPTION

[51] **LOC (6) Cl.** ..... **13-03**

[52] **U.S. Cl.** ..... **D13/177**

[58] **Field of Search** ..... D13/177, 173,  
D13/169, 171, 158; D3/350, 353; 174/66,  
67


FIG. 1 is a front perspective view of a switchplate with key hooks according to my design;  
FIG. 2 is a top view of my design;  
FIG. 3 is a front view of my design;  
FIG. 4 is a bottom view of my design;  
FIG. 5 is a right side view of my design which is the mirror image of the left side view of my design; and,  
FIG. 6 is a back view of my design.

### [56] References Cited


#### U.S. PATENT DOCUMENTS

D. 283,979 5/1986 Arnett et al. .... D8/353

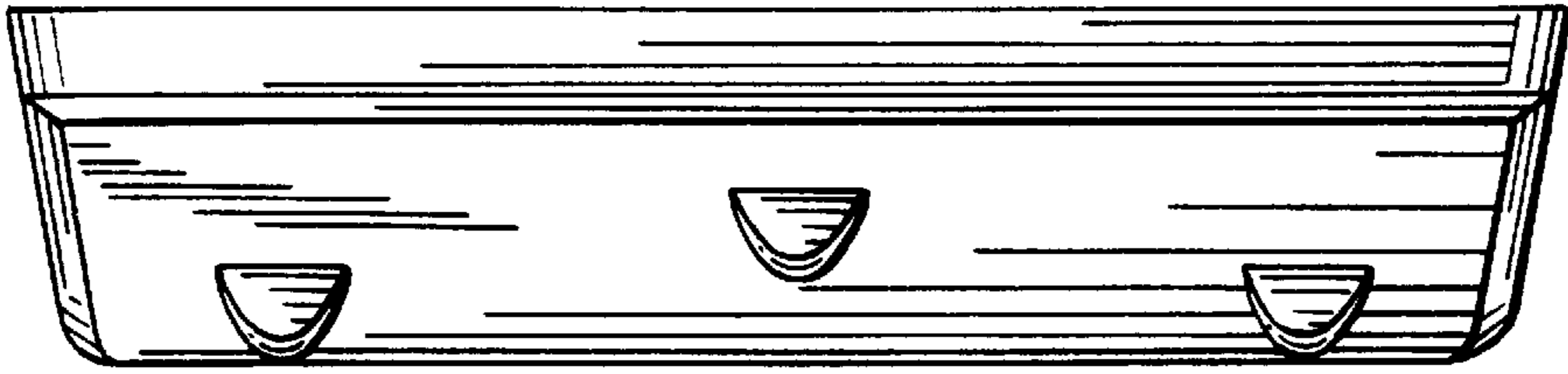
**1 Claim, 3 Drawing Sheets**



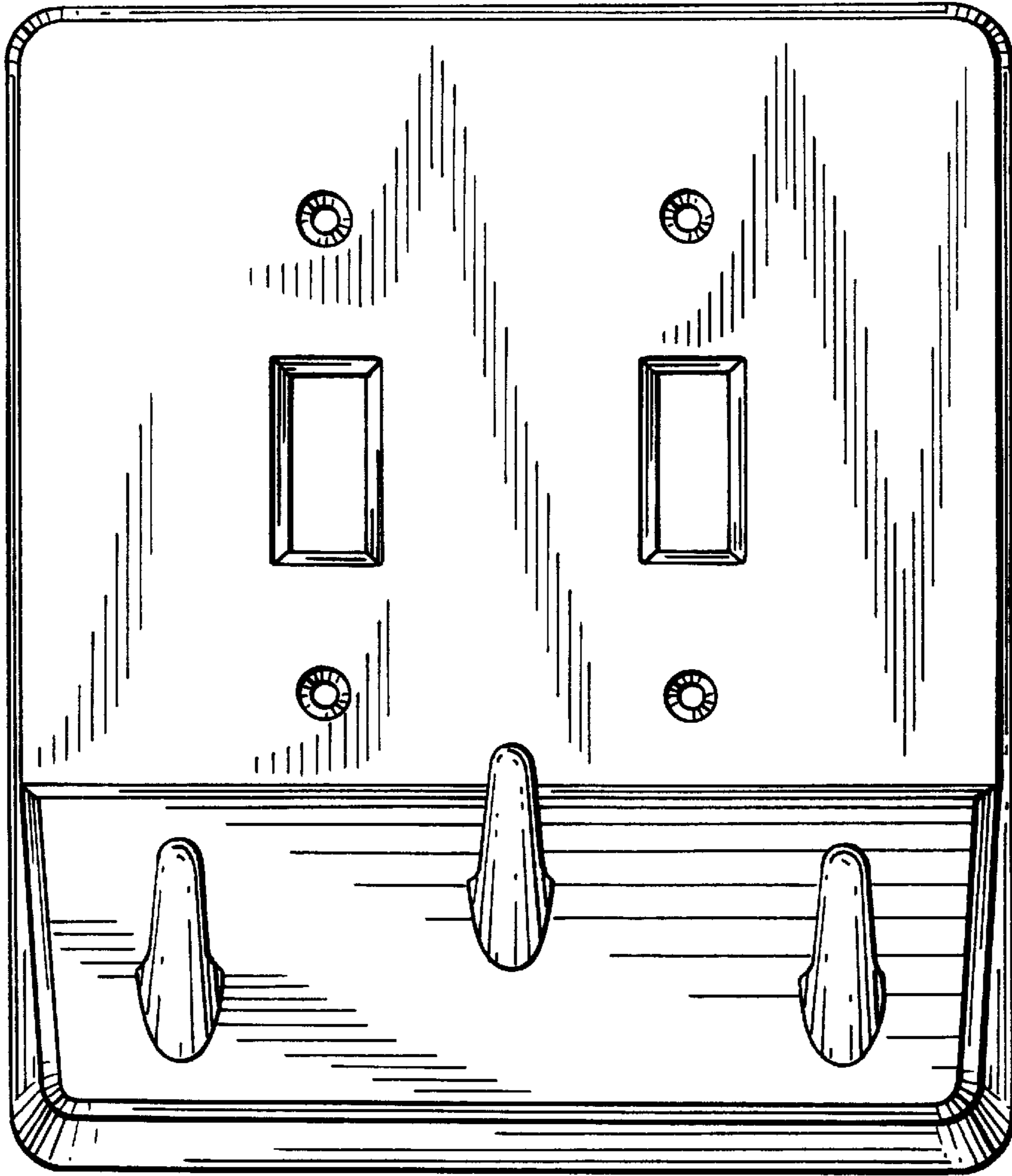
*FIG. 1*




*FIG. 2*



*FIG. 3*



*FIG. 4*



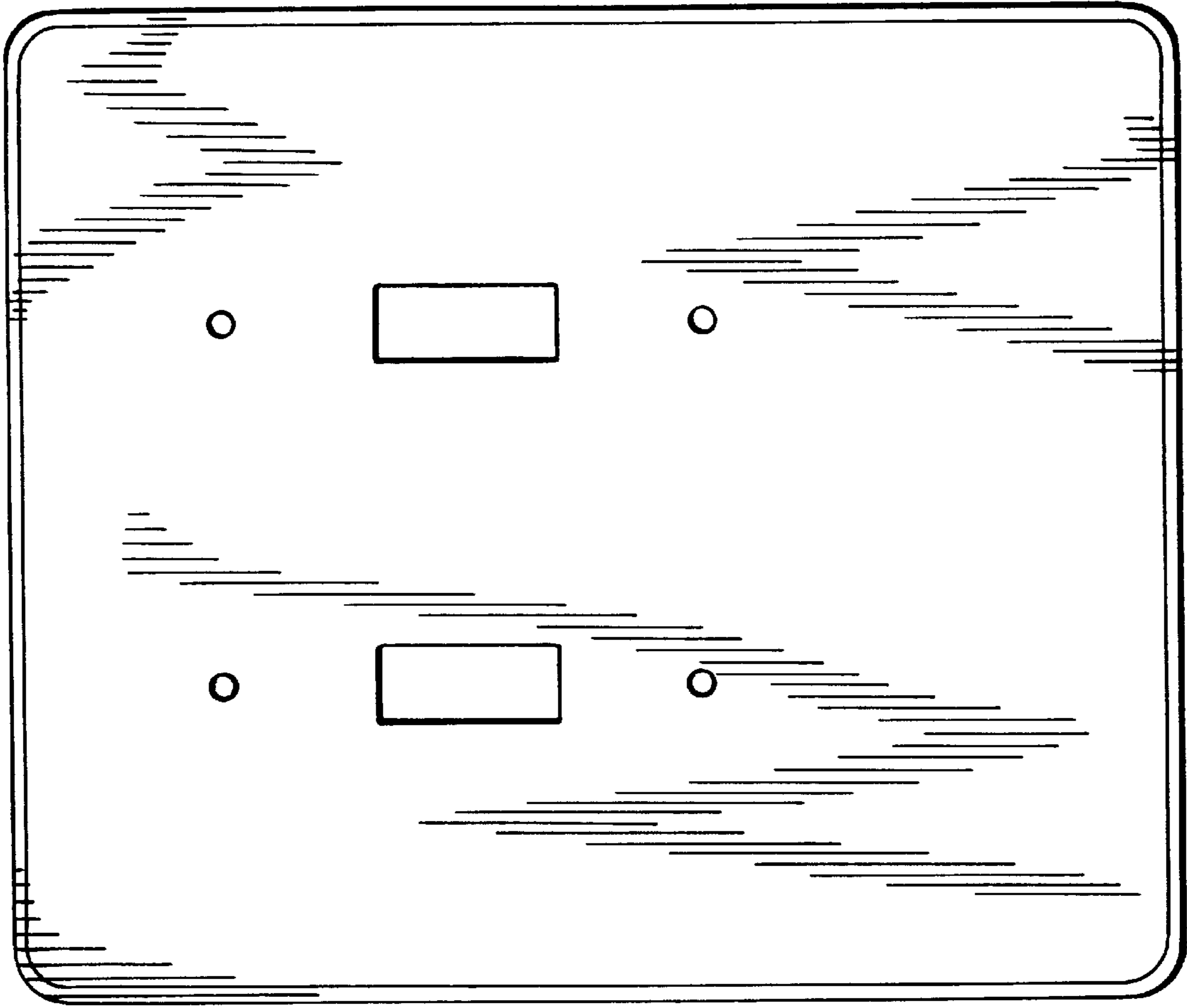


FIG. 6




FIG. 5