



US00D402255S

# United States Patent [19]

Wilson

[11] **Patent Number: Des. 402,255**

[45] **Date of Patent: \*\*Dec. 8, 1998**

[54] **VEHICLE VISE STAND**

5,163,799 11/1992 Lynn ..... 248/351 X

[76] Inventor: **Michael J. Wilson**, 3555 N. 50 East,  
Greenfield, Ind. 46140

*Primary Examiner*—Holly Baynham

[\*\*] Term: **14 Years**

[57] **CLAIM**

The ornamental design for a vehicle vise stand, as shown.

[21] Appl. No.: **71,670**

### DESCRIPTION

[22] Filed: **Jun. 5, 1997**

FIG. 1 is a front plan view of the vehicle vise stand of the present invention;

[51] **LOC (6) Cl.** ..... **12-06**

[52] **U.S. Cl.** ..... **D12/223**

[58] **Field of Search** ..... D8/349, 354, 71;  
248/454, 676, 231.41, 188.91, 188.8, 200,  
200.1, 300, 352, 354.3, 351; D34/31; D12/106

FIG. 2 is a back plan view of the vehicle vise stand of FIG. 1;

FIG. 3 is a left side plan view of the vehicle vise stand of FIG. 1;

FIG. 4 is a right side plan view of the vehicle vise stand of FIG. 1;

FIG. 5 is a top plan view of the vehicle vise stand of FIG. 1; and,


FIG. 6 is a bottom plan view of the vehicle vise stand of FIG. 1.

### [56] **References Cited**

#### U.S. PATENT DOCUMENTS

D. 358,698	5/1995	Henry	.....	D34/31
856,159	6/1907	Keller	.....	248/352
2,747,322	5/1956	Egghen	.....	248/454

**1 Claim, 3 Drawing Sheets**






FIG. 3

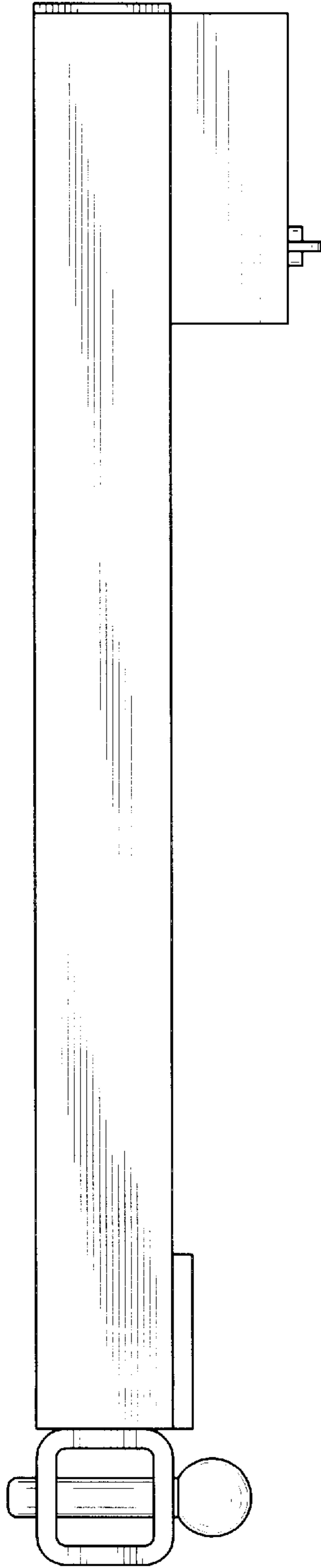


FIG. 4

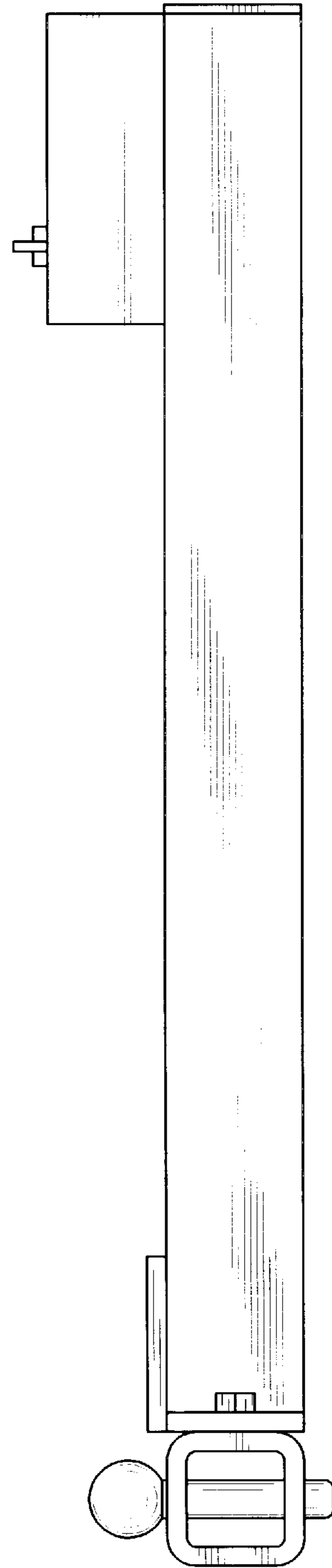


FIG. 5

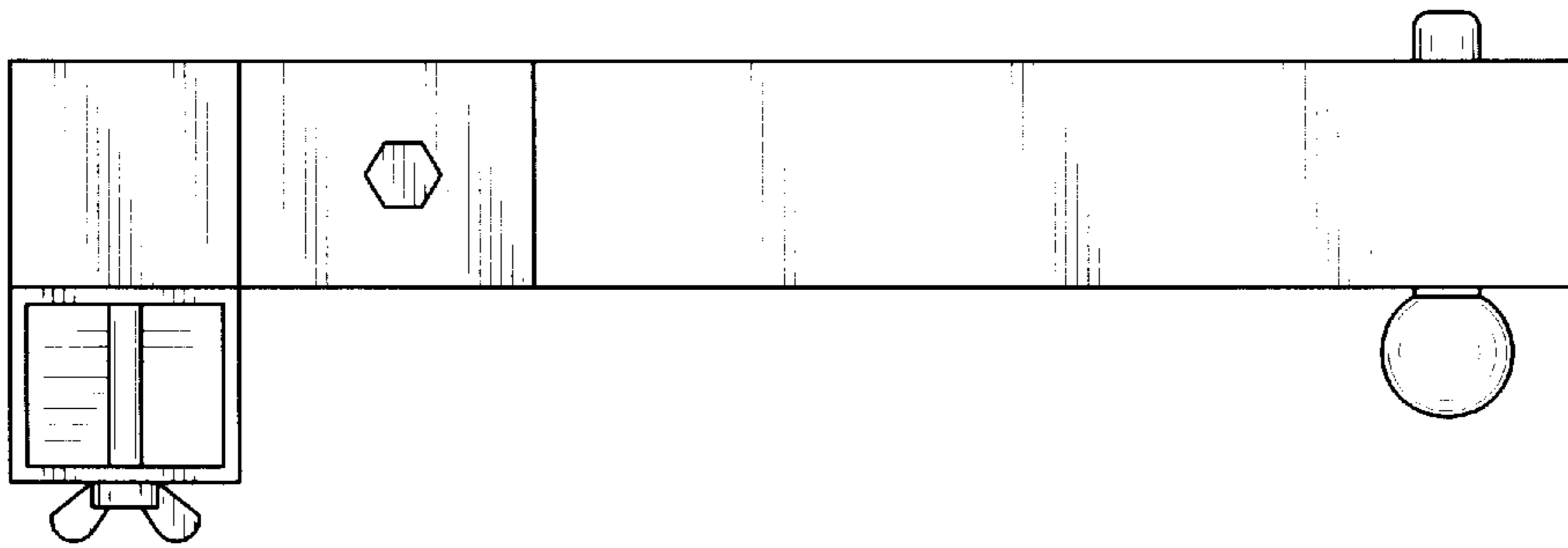


FIG. 6

