



US00D402251S

United States Patent [19] Timm

[11] **Patent Number:** **Des. 402,251**
[45] **Date of Patent:** ****Dec. 8, 1998**

[54] **WHEEL**

[75] Inventor: **Michael Timm**, Plettenberg, Germany

[73] Assignee: **ATS Leichtmetallrader GmbH**,
Germany

[**] Term: **14 Years**

[21] Appl. No.: **67,071**

[22] Filed: **Feb. 24, 1997**

Related U.S. Application Data

[63] Continuation-in-part of Ser. No. 66,008, Feb. 3, 1997, abandoned.

[30] Foreign Application Priority Data

Aug. 24, 1996 [DE] Germany M 96 07 439.6

[51] **LOC (6) Cl.** **12-16**

[52] **U.S. Cl.** **D12/211**

[58] **Field of Search** D12/204-213;
301/64.1, 65, 37.1

[56] References Cited

U.S. PATENT DOCUMENTS

D. 267,488 1/1983 Hayashi D12/211

D. 337,563	7/1993	Boselli	D12/209
D. 339,099	9/1993	Falck et al.	D12/211
D. 339,561	9/1993	Maiworm et al.	D12/211
D. 360,610	7/1995	Bernoni	D12/211
D. 363,910	11/1995	Chung	D12/209
D. 375,075	10/1996	Kugler	D12/209
D. 377,471	1/1997	Stach	D12/209
D. 380,431	7/1997	Brown	D12/209
D. 380,724	7/1997	Brown et al.	D12/209

Primary Examiner—James Gandy
Assistant Examiner—Stacia Sinuik
Attorney, Agent, or Firm—Bradford E. Kile; Karan Singh

[57] CLAIM

The ornamental design for a wheel, as shown and described.

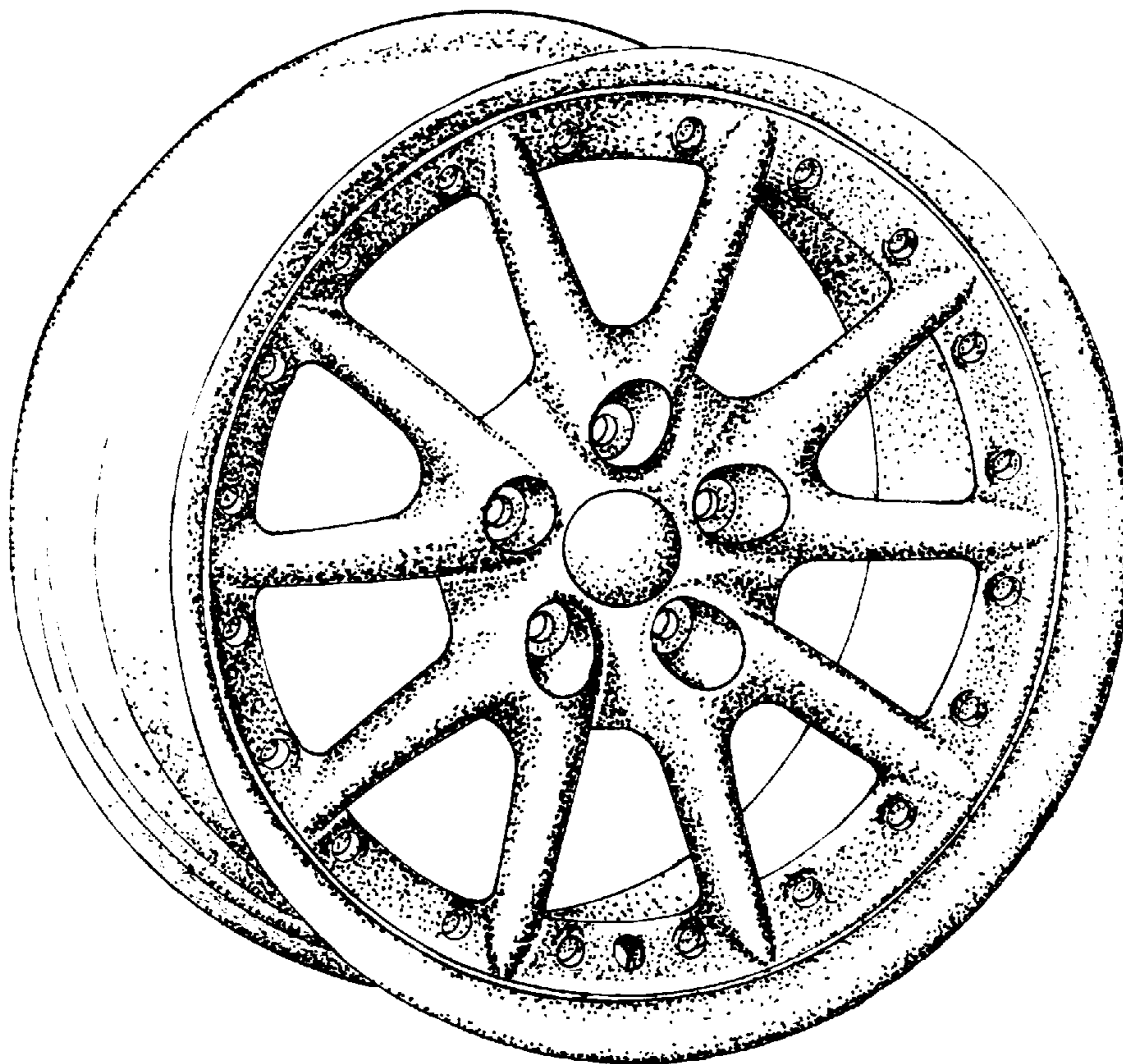
DESCRIPTION

FIG. 1 is a front perspective view of a wheel according to a preferred embodiment of the subject invention;

FIG. 2 is a front elevational view of the wheel depicted in FIG. 1; and,

FIG. 3 is a side view of the wheel depicted in FIG. 1.

1 Claim, 3 Drawing Sheets



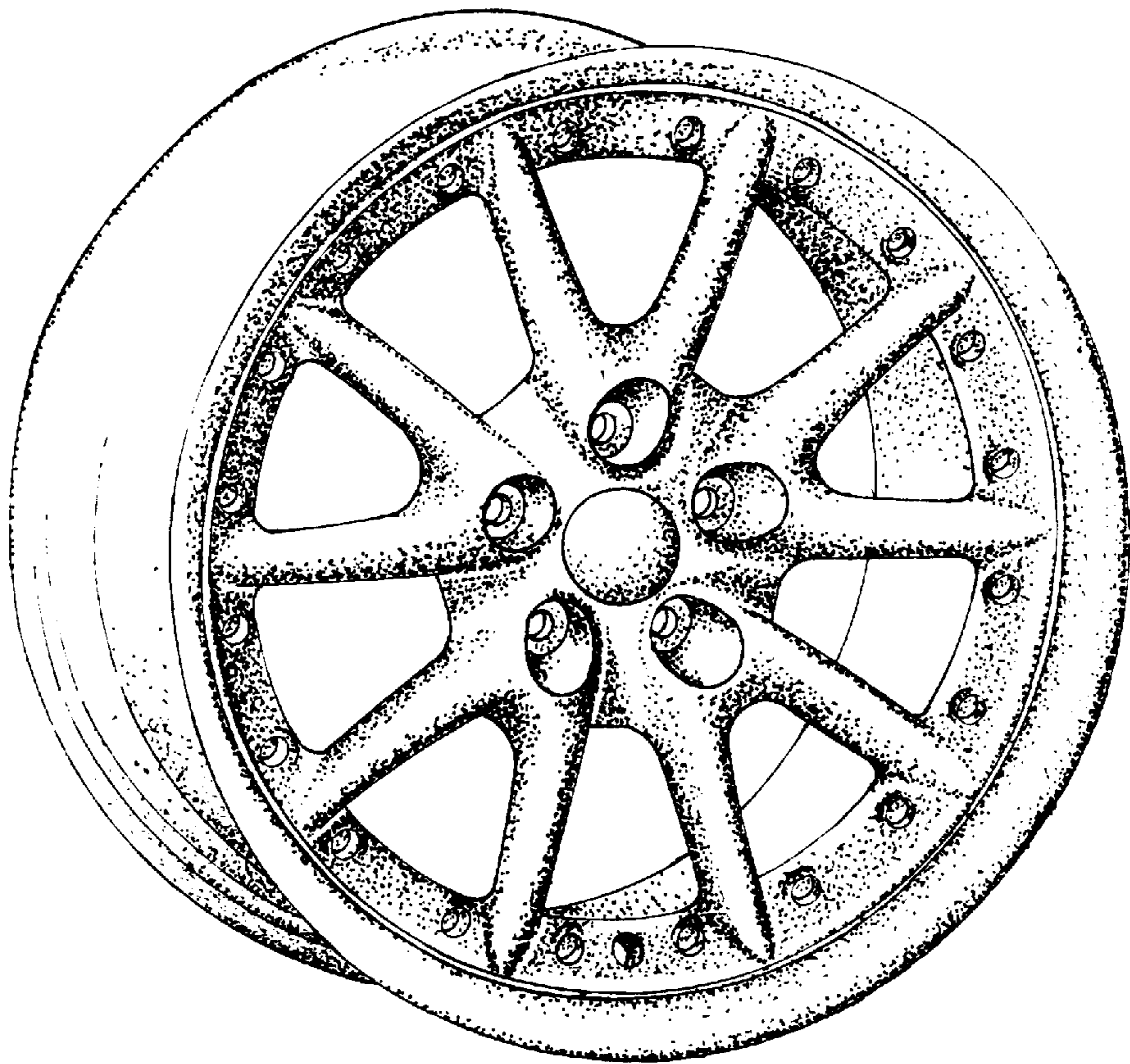


FIG. 1




FIG. 2




FIG .3