



US00D402243S

United States Patent [19] Heinen

[11] **Patent Number: Des. 402,243**

[45] **Date of Patent: **Dec. 8, 1998**

[54] **TIRE TREAD**

[75] Inventor: **Richard Heinen**, Habay-la-Neuve, Belgium

[73] Assignee: **The Goodyear Tire & Rubber Company**, Akron, Ohio

[**] Term: **14 Years**

[21] Appl. No.: **75,990**

[22] Filed: **Aug. 28, 1997**

[51] **LOC (6) Cl.** **12-15**

[52] **U.S. Cl.** **D12/147**

[58] **Field of Search** D12/134, 136, D12/138, 140-151; 152/209 R, 209 A, 209 D

[56] **References Cited**

U.S. PATENT DOCUMENTS

D. 316,387	4/1991	Eromäki	D12/147
D. 328,583	8/1992	Grass et al.	D12/147
D. 333,455	2/1993	Himuro et al.	D12/147
D. 350,099	8/1994	Manestar	D12/147
D. 350,513	9/1994	Mehta et al.	D12/147
D. 354,029	1/1995	Voigt et al.	D12/147
D. 364,134	11/1995	Himuro et al.	D12/146

D. 365,063	12/1995	Lurois et al.	D12/147
D. 377,922	2/1997	van der Meer et al.	D12/147
5,591,280	1/1997	Asano	152/209 R

OTHER PUBLICATIONS

Laramie Tempra Yr'round Tire, 1996 Tread Design Guide, p. 42, Feb. 1996.
Michelin LTX M/S Tire, 1996 Tread Design Guide, p. 106, Feb. 1996.

Primary Examiner—Robert M. Spear
Attorney, Agent, or Firm—T. P. Lewandowski

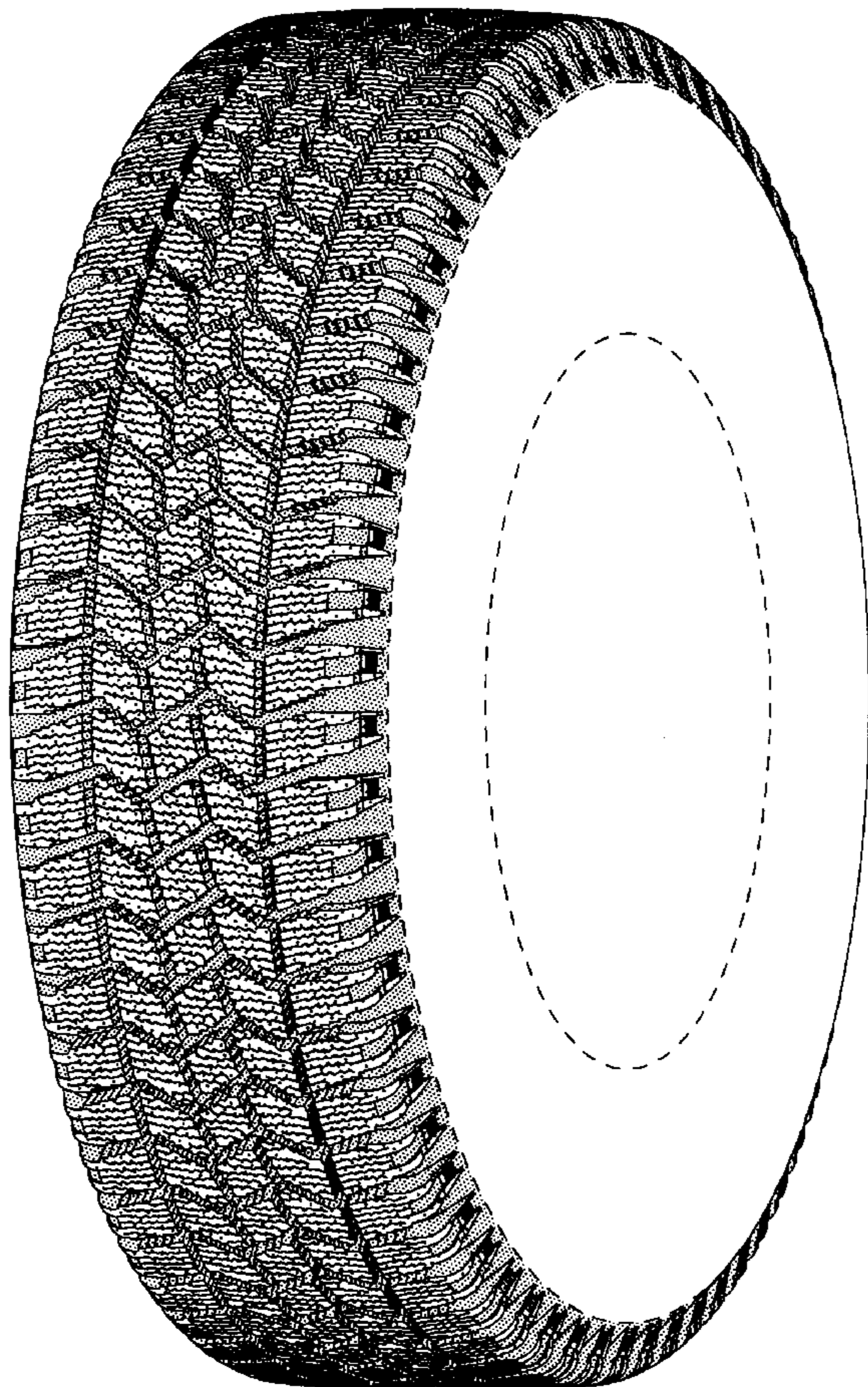
[57] **CLAIM**

The ornamental design for a tire tread, as shown and described.

DESCRIPTION

FIG. 1 is a perspective view of a tire tread showing our new design, it being understood that the pattern repeats uniformly throughout the circumference of the tread; FIG. 2 is a front elevational view thereof; and , FIG. 3 is a side elevational view thereof, the opposite side elevational view being identical thereto. In the drawings, the broken lines defining the inner bead of the sidewall and the peripheral boundary between the tire tread and the sidewall are for illustrative purpose only and form no part of the claimed design.

1 Claim, 3 Drawing Sheets



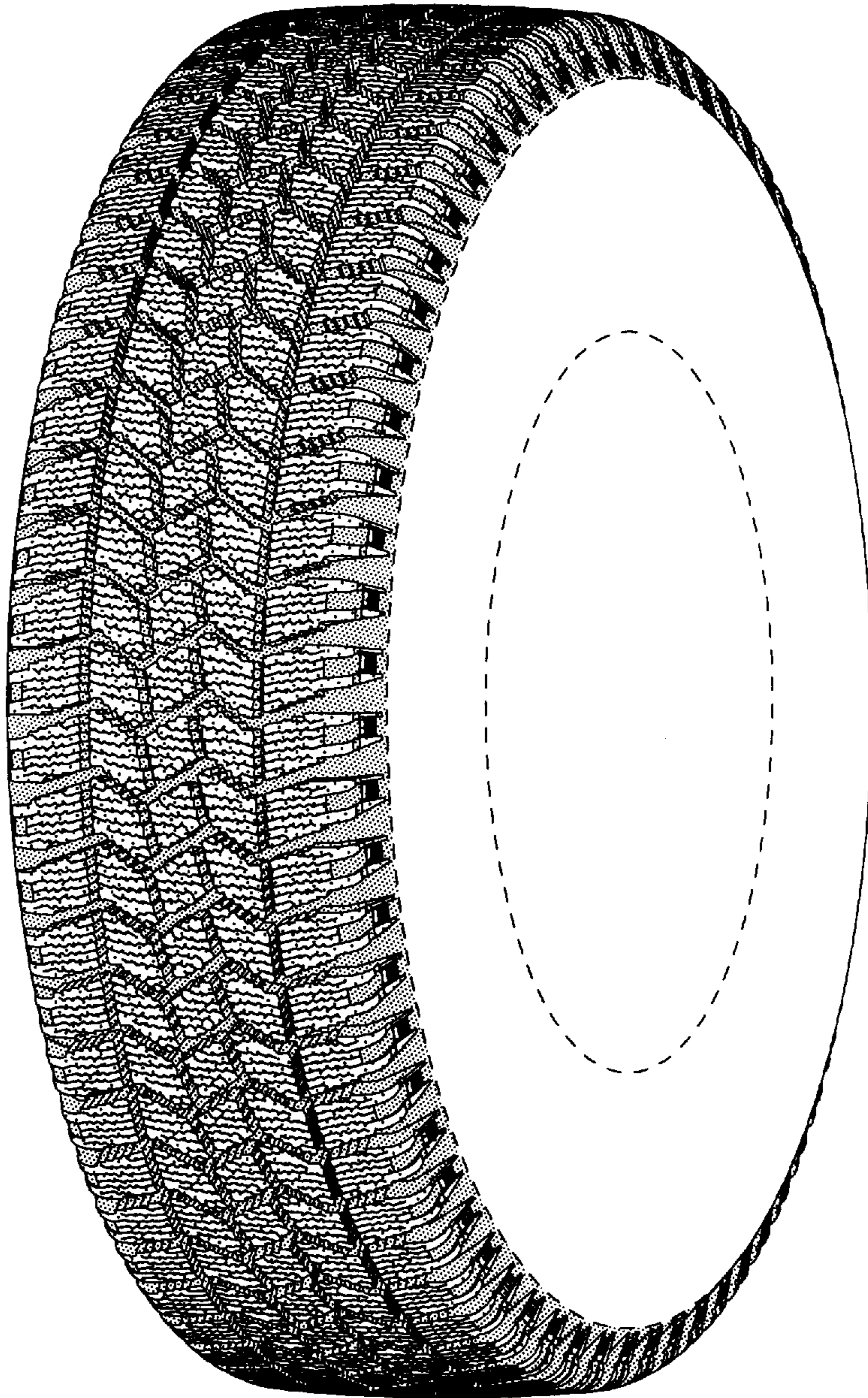


FIG-1




FIG-2




FIG-3