



US00D402241S

United States Patent [19]
Villamizar

[11] **Patent Number: Des. 402,241**

[45] **Date of Patent: **Dec. 8, 1998**

[54] **TIRE TREAD**

[75] Inventor: **William Urbano Villamizar**,
Luxembourg, Luxembourg

[73] Assignee: **The Goodyear Tire & Rubber
Company**, Akron, Ohio

[**] Term: **14 Years**

[21] Appl. No.: **79,074**

[22] Filed: **Nov. 7, 1997**

[51] **LOC (6) Cl.** **12-15**

[52] **U.S. Cl.** **D12/146**

[58] **Field of Search** D12/134, 136,
D12/138, 140-151; 152/209 R, 209 A,
209 D

[56] **References Cited**

U.S. PATENT DOCUMENTS

D. 296,541	7/1988	Gettys et al.	D12/147
D. 321,157	10/1991	Cottrell et al.	D12/147
D. 328,577	8/1992	Goergen et al.	D12/143
D. 334,366	3/1993	Baker	D12/147
D. 344,048	2/1994	Loser	D12/146
D. 350,507	9/1994	Helluin	D12/141
D. 365,051	12/1995	Brayer et al.	D12/141
D. 365,052	12/1995	Lash et al.	D12/146
D. 379,441	5/1997	Villamizar et al.	D12/141
D. 380,714	7/1997	Attinello et al.	D12/147
4,794,965	1/1989	Lagnier	152/209 R

OTHER PUBLICATIONS

General Grabber St Tire, 1996 Tread Design Guide, p. 31,
Feb. 1996.

Multi-Mile Ultrex II Tire, 1996 Tread Design Guide, p. 53,
Feb. 1996.

Brigadier Sidewinder Radial A/P Tire, 1996 Tread Design
Guide, p. 82, Feb. 1996.

Right Illustration, Sonic Tire AD, Tire Review Magazine, p.
41, Jan. 1996.

Primary Examiner—Robert M. Spear

Attorney, Agent, or Firm—T. P. Lewandowski

[57] **CLAIM**

The ornamental design for a tire tread, as shown and
described.

DESCRIPTION

FIG. 1 is a perspective view of a tire tread showing our new
design, it being understood that the pattern repeats uni-
formly throughout the circumference of the tread;

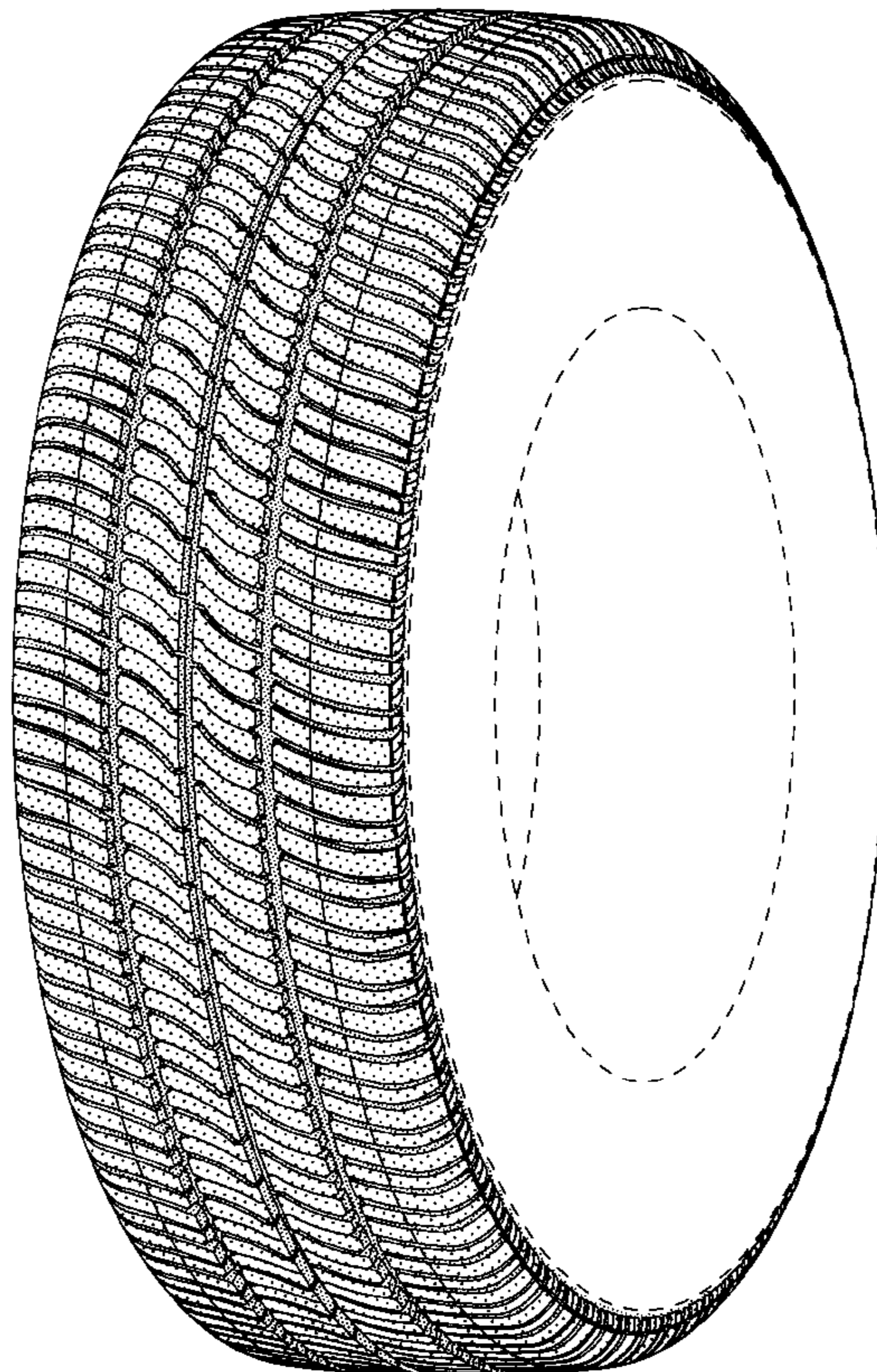
FIG. 2 is a front elevational view thereof;

FIG. 3 is a side elevational view thereof, the opposite side
elevational view being identical thereto; and,

FIG. 4 is an enlarged fragmentary front perspective view
thereof.

In the drawings, the broken lines defining the inner bead of
the sidewall and the peripheral boundary between the tire
tread and the sidewall are for illustrative purposes only and
form no part of the claimed design.

1 Claim, 4 Drawing Sheets



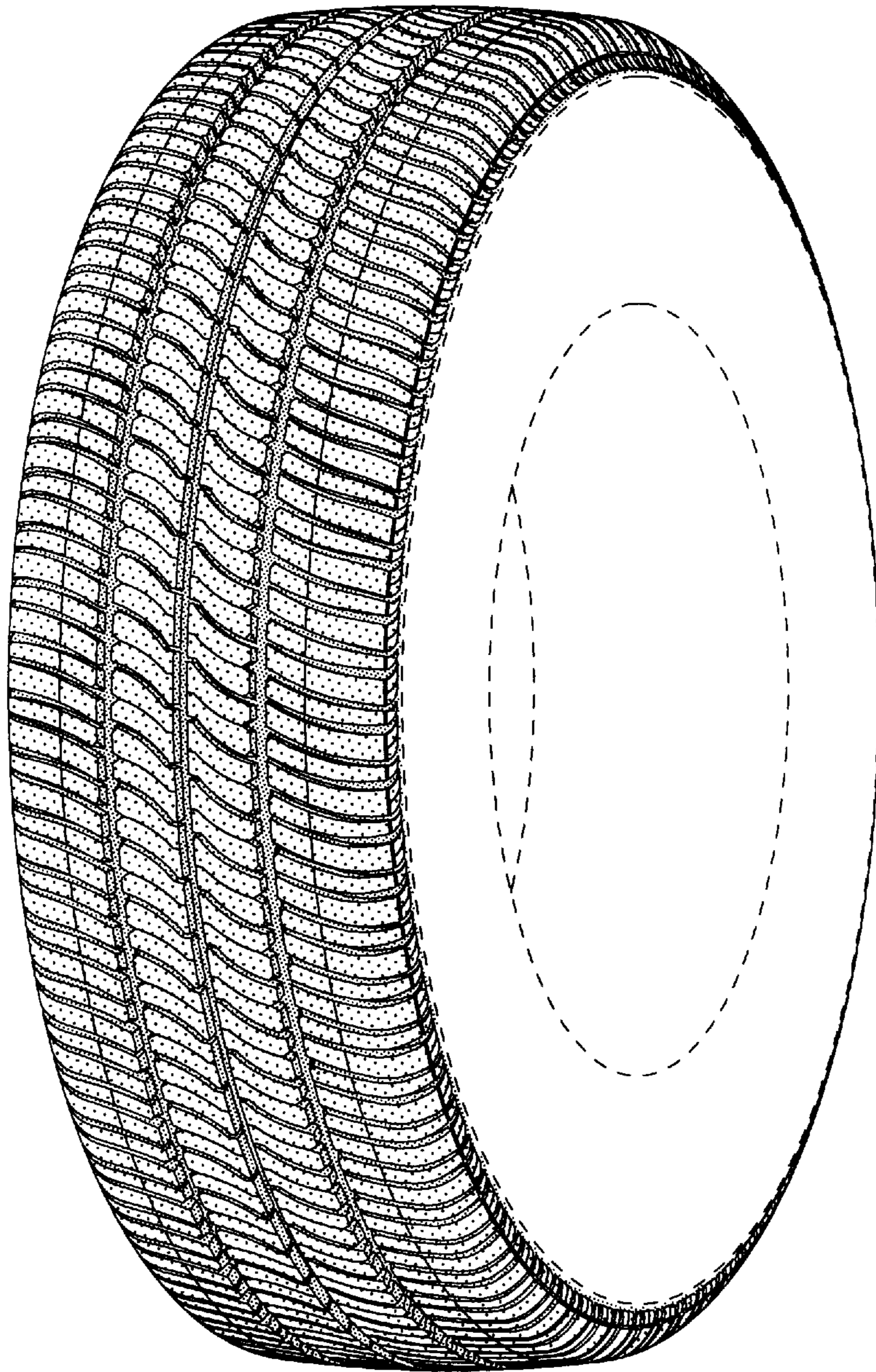


FIG-1

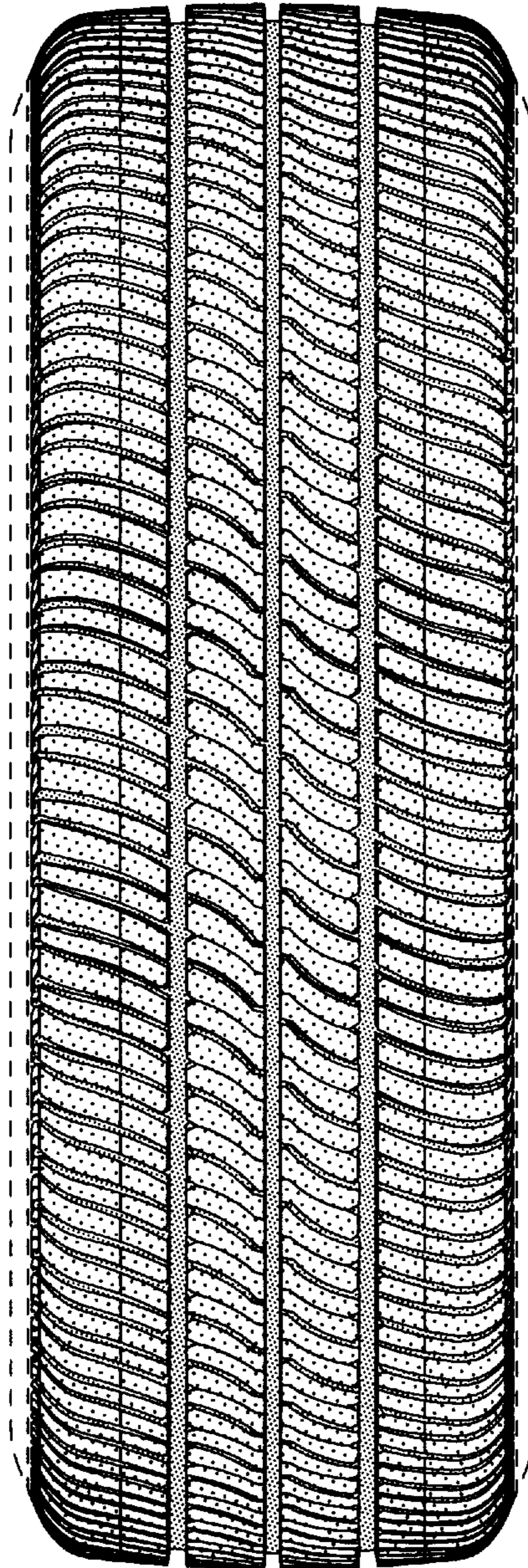


FIG-2

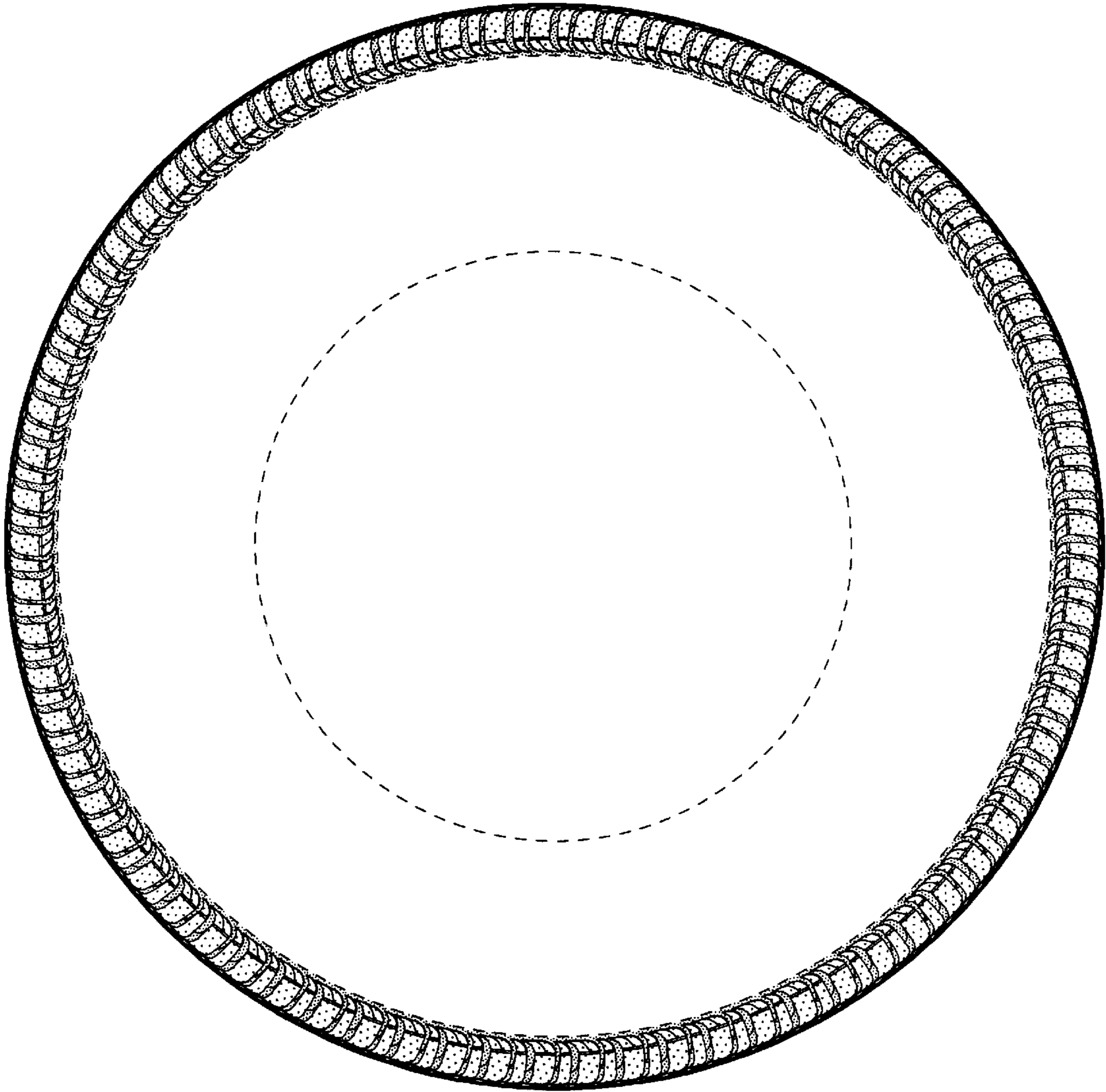


FIG-3

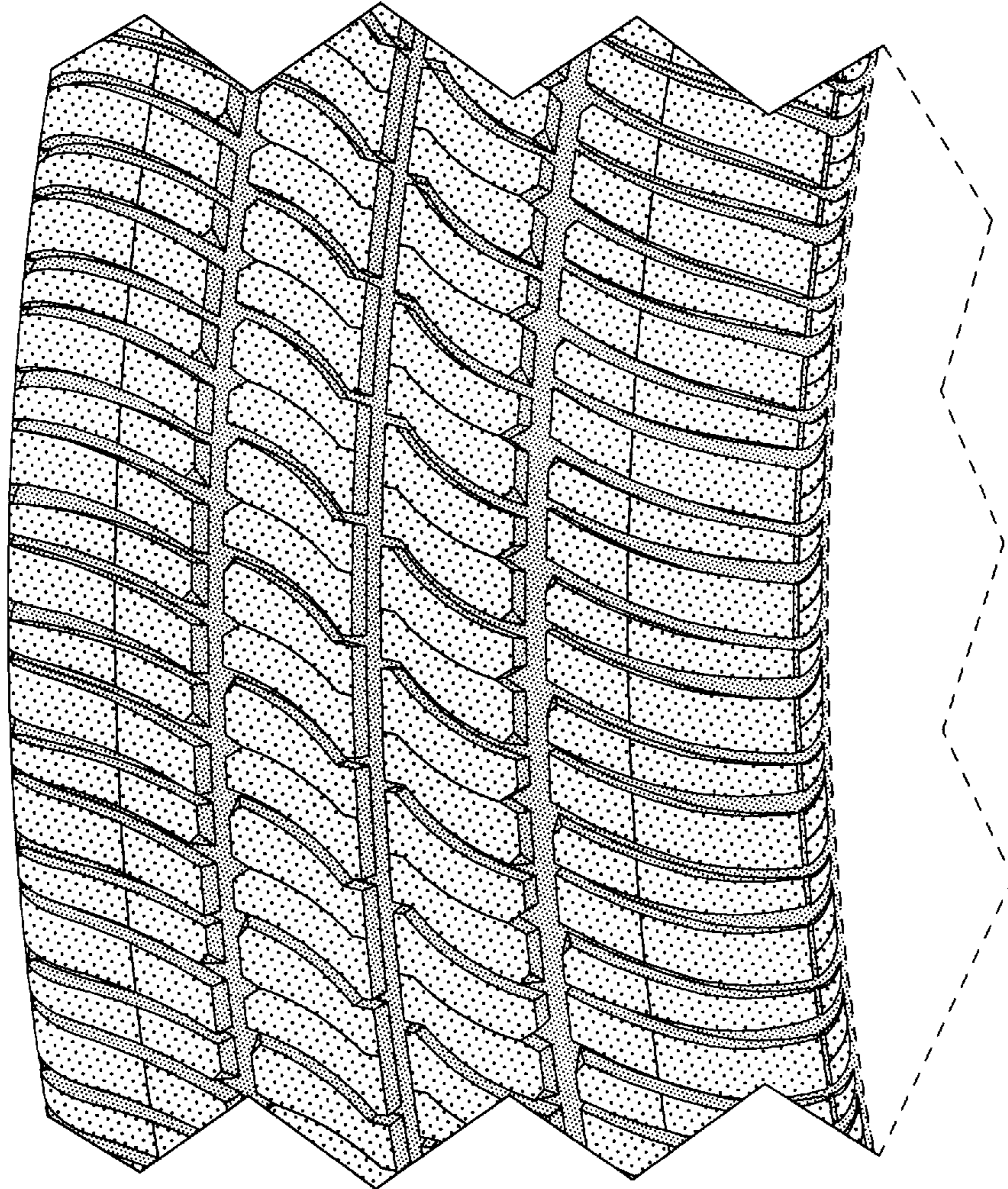


FIG-4