



US00D402223S

United States Patent [19]
Stella

[11] **Patent Number:** **Des. 402,223**
[45] **Date of Patent:** ****Dec. 8, 1998**

[54] **COMBINED INK TAG SECURITY INDICATOR AND PRICE TAG HOLDER**

[76] Inventor: **Marc Stella**, 9 Randall Ave., Stamford, Conn. 06905

[**] Term: **14 Years**

[21] Appl. No.: **71,669**

[22] Filed: **Jun. 5, 1997**

[51] **LOC (6) Cl.** **10-05**

[52] **U.S. Cl.** **D10/104; D20/42**

[58] **Field of Search** D10/106, 104; D20/22-28; 40/299, 640, 642, 651, 662, 653

[56] **References Cited**

U.S. PATENT DOCUMENTS

D. 300,835	4/1989	Stevens	D20/27
D. 339,079	9/1993	Behike	D10/106
D. 346,340	4/1994	Cayton et al.	D10/106
D. 382,912	8/1997	Frieden	D10/106

Primary Examiner—Marcus A. Jackson

[57] **CLAIM**

The ornamental design for a combined ink tag security indicator and price tag holder, as shown and described.

DESCRIPTION

FIG. 1 is a left side plan view of the a combined ink tag security indicator and price tag holder of the present invention;

FIG. 2 is a right side plan view of the a combined ink tag security indicator and price tag holder of FIG. 1;

FIG. 3 is a front plan view of the a combined ink tag security indicator and price tag holder of FIG. 1;

FIG. 4 is a back plan view of the a combined ink tag security indicator and price tag holder of FIG. 1;

FIG. 5 is a top plan view of the a combined ink tag security indicator and price tag holder of FIG. 1;

FIG. 6 is a bottom plan view of the a combined ink tag security indicator and price tag holder of FIG. 1; and,

FIG. 7 is a top, front, right side perspective view of the a combined ink tag security indicator and price tag holder of FIG. 1.

1 Claim, 3 Drawing Sheets

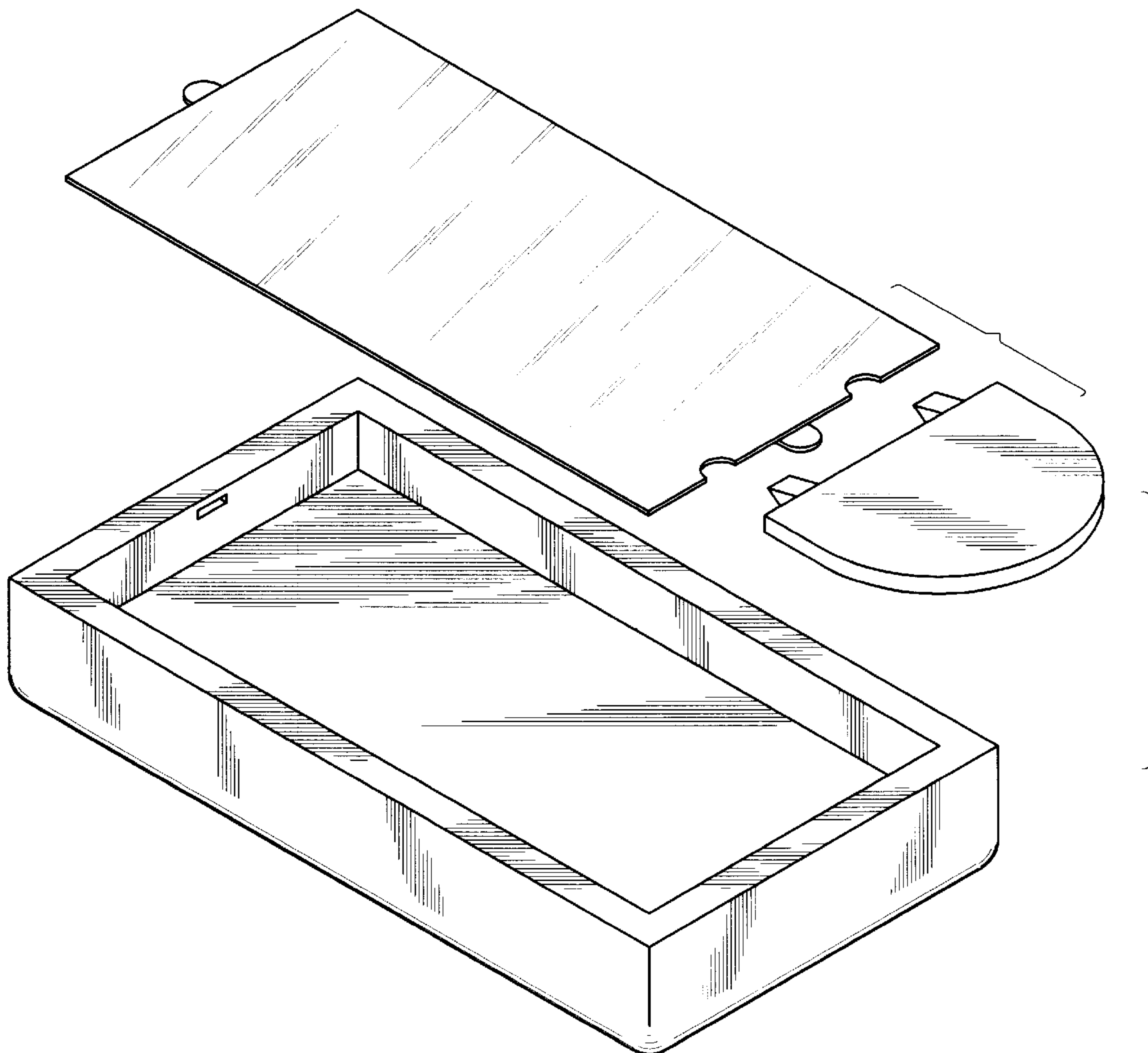


FIG. 1




FIG. 2




FIG. 3

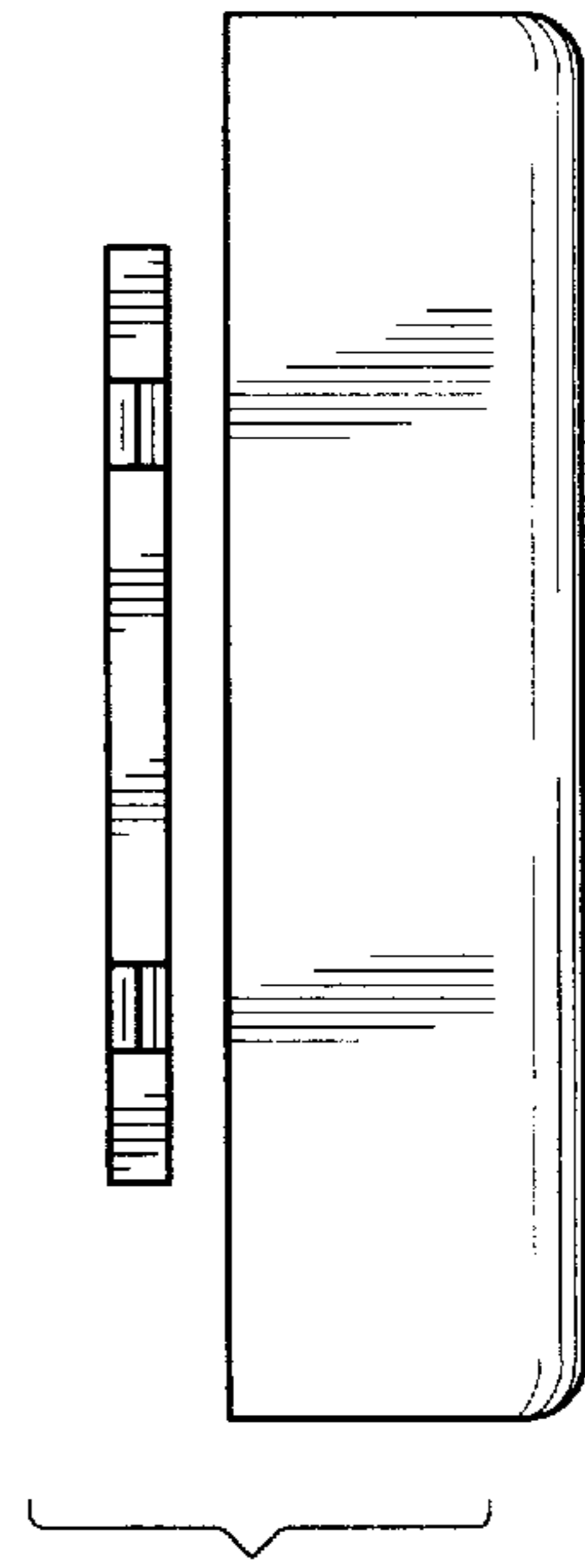


FIG. 4

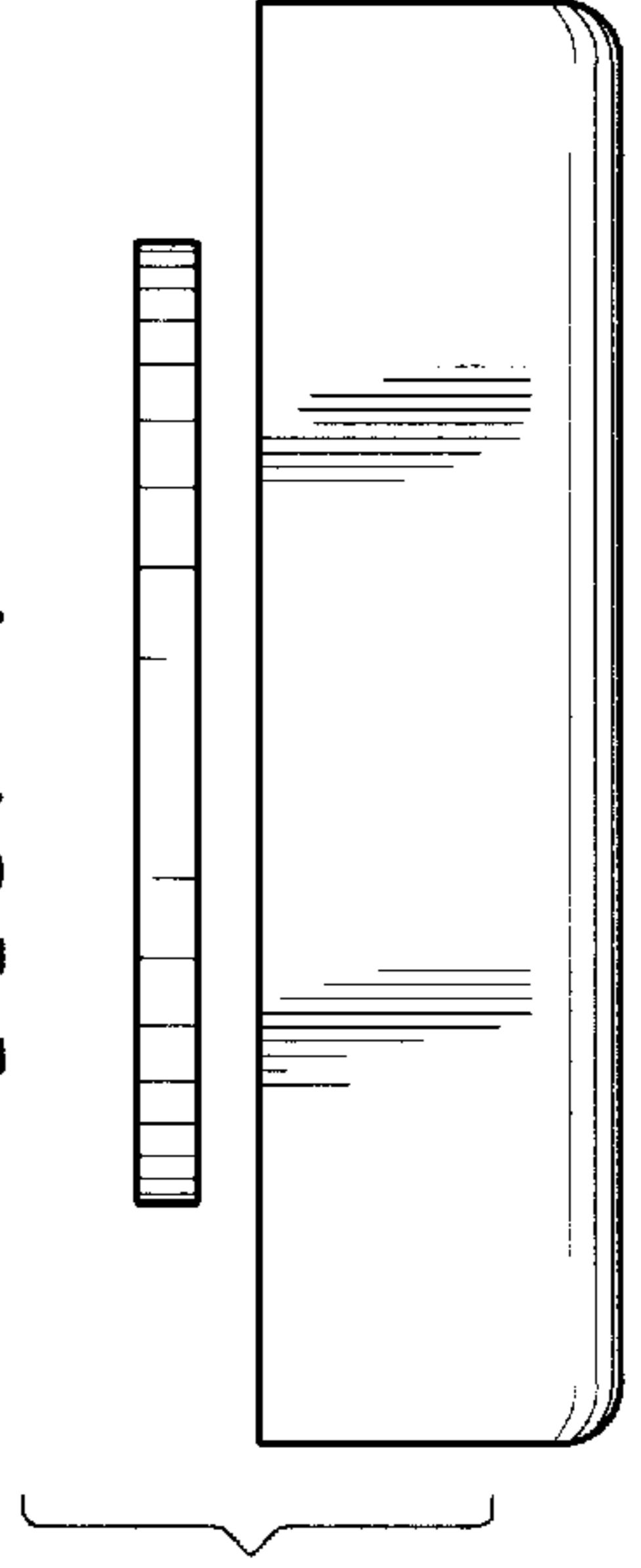


FIG. 5




FIG. 6




FIG. 7

