



US00D402211S

United States Patent [19]

Miyake et al.

[11] **Patent Number: Des. 402,211**

[45] **Date of Patent: **Dec. 8, 1998**

[54] **WRIST WATCH**

D. 340,872 11/1993 Schwartz D10/39
D. 350,570 9/1994 Schwarz D10/39

[75] Inventors: **Tetsuya Miyake; Hitoshi Toyoshima; Yoshihiro Tatara**, all of Suwa, Japan

OTHER PUBLICATIONS

Time Pieces—Jun. 1989—p. 131—watches at center, 1989.

[73] Assignee: **Seiko Epson Corporation**, Tokyo, Japan

Primary Examiner—Nelson C. Holtje
Attorney, Agent, or Firm—Oliff & Berridge, PLC

[**] Term: **14 Years**

[57] CLAIM

[21] Appl. No.: **72,917**

The ornamental design for wrist watch, as shown and described.

[22] Filed: **Jun. 16, 1997**

DESCRIPTION

[30] Foreign Application Priority Data

Dec. 17, 1996 [JP] Japan 8-38277

FIG. 1 is a front view of a wrist watch in accordance with our inventive design;
FIG. 2 is a left side view thereof;
FIG. 3 is a right side view thereof;
FIG. 4 is an edge view thereof;
FIG. 5 is an opposite edge view thereof;
FIG. 6 is a back view thereof; and,
FIG. 7 is a perspective view thereof.

[51] **LOC (6) Cl.** **10-02**

[52] **U.S. Cl.** **D10/39**


[58] **Field of Search** D10/1-40, 122-132;
368/280-282, 276-277, 285

[56] References Cited

U.S. PATENT DOCUMENTS

D. 315,689 3/1991 Pandel D10/39

1 Claim, 2 Drawing Sheets






FIG. 5




FIG. 2




FIG. 1




FIG. 3




FIG. 4




FIG. 6




FIG. 7