



US00D402208S

United States Patent [19]

Jones

[11] **Patent Number:** **Des. 402,208**

[45] **Date of Patent:** ****Dec. 8, 1998**

[54] **COMBINED CLOCK AND SMOKE DETECTOR**

D. 343,213 1/1994 Fellmann D10/106
D. 382,823 8/1997 Newland D10/106

[76] Inventor: **Lawrence W Jones**, P.O. Box 453,
Monticello, Wis. 53570

Primary Examiner—Nelson C. Holtje

[**] Term: **14 Years**

[57] CLAIM

[21] Appl. No.: **78,868**

The ornamental design for a combined clock and smoke detector, as shown.

[22] Filed: **Nov. 4, 1997**

DESCRIPTION

[51] **LOC (6) Cl.** **10-01**

FIG. 1 is a front perspective view of a combined clock and smoke detector showing my new design;

[52] **U.S. Cl.** **D10/2; D10/106; 368/10**

FIG. 2 is a front plan view thereof;

[58] **Field of Search** **D10/1-2, 6, 104, D10/106; 368/10, 285**

FIG. 3 is a side view thereof, the opposite side plan view being a mirror image of that shown; and,

FIG. 4 is a rear plan view thereof.

[56] References Cited

U.S. PATENT DOCUMENTS

D. 279,769 7/1985 Thornton D10/106

1 Claim, 2 Drawing Sheets

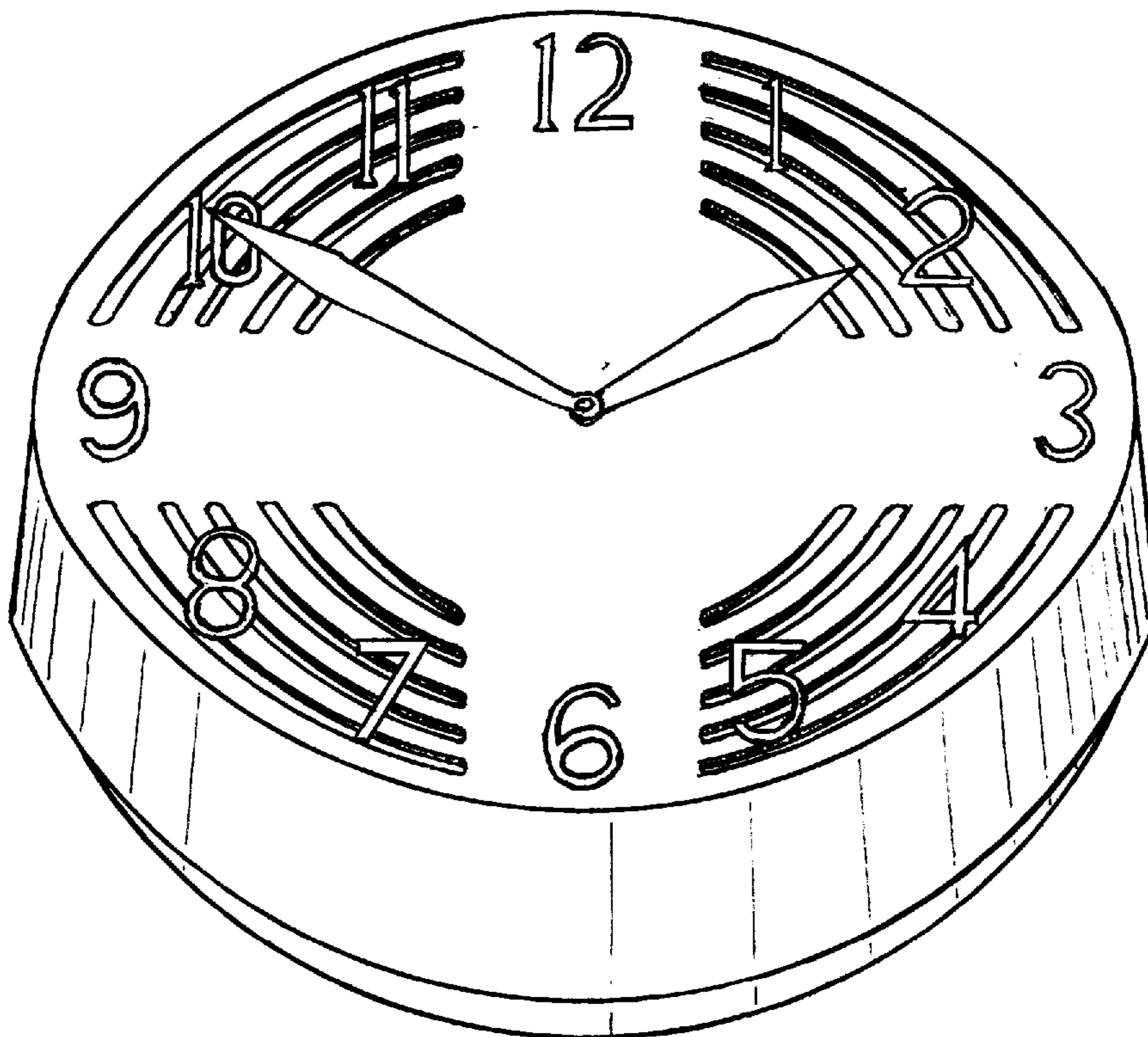


FIG.1

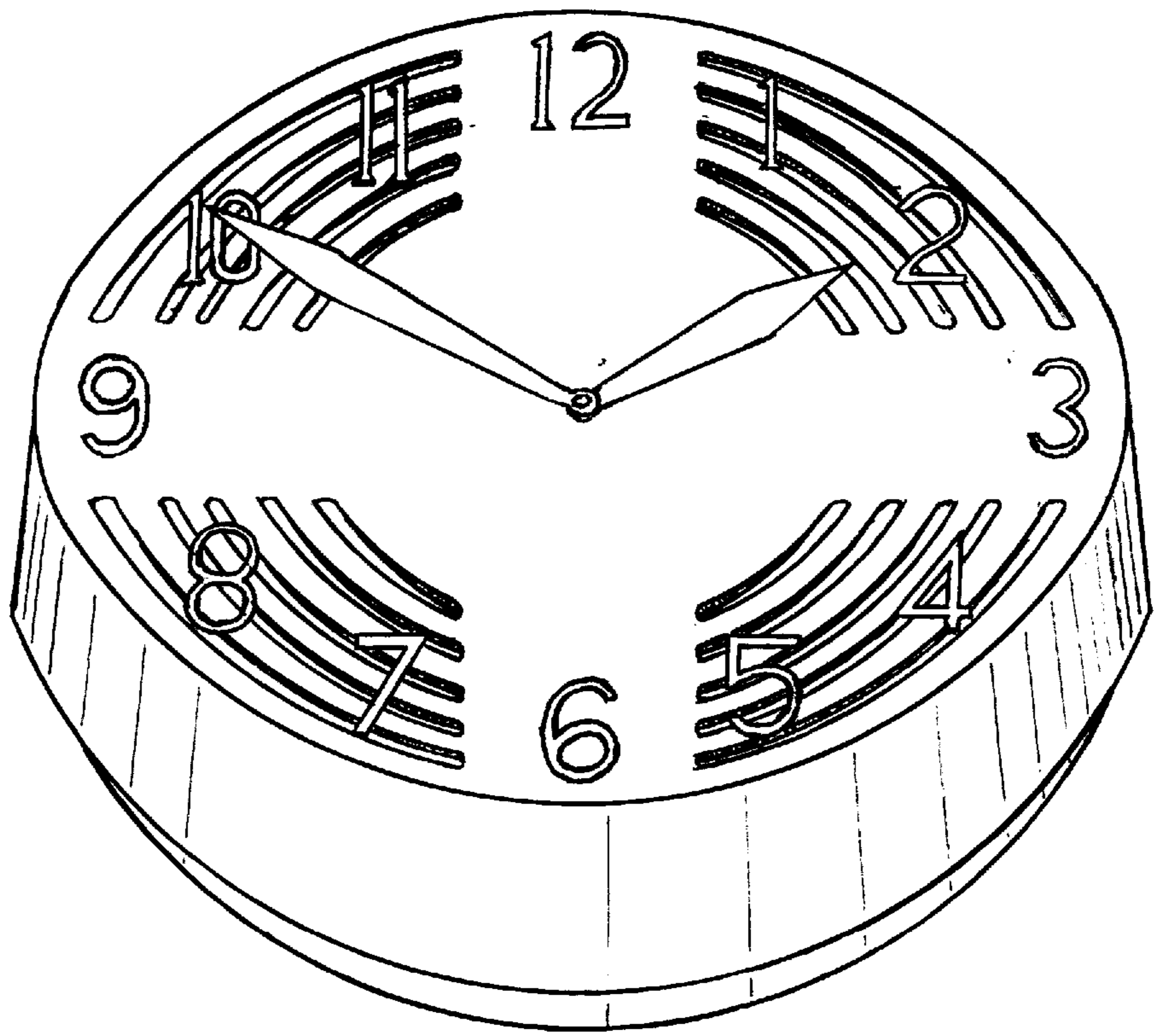


FIG. 2




FIG. 3




FIG. 4

