



US00D402204S

# United States Patent [19] Jennings

[11] **Patent Number: Des. 402,204**

[45] **Date of Patent: \*\*Dec. 8, 1998**

[54] **SPRAY CONTAINER**

[76] Inventor: **David Allen Jennings**, 28 Bayberry La., Mountainside, N.J. 07092

[\*\*] Term: **14 Years**

[21] Appl. No.: **60,714**

[22] Filed: **Oct. 4, 1996**

[51] **LOC (6) Cl. .... 09-01**

[52] **U.S. Cl. .... D9/523; D9/543**

[58] **Field of Search** ..... D9/300, 523, 526, D9/543; 222/382, 383.1; 239/333; 215/382, 383, 38.4

[56] **References Cited**

**U.S. PATENT DOCUMENTS**

D. 328,422	8/1992	Fuchs et al. ....	D9/523
D. 342,678	12/1993	Warner et al. ....	D9/523 X
D. 356,036	3/1995	Hoyt .....	D9/523
D. 372,428	8/1996	Malmquist .....	D9/523
D. 380,681	7/1997	De Souza et al. ....	D9/523

**OTHER PUBLICATIONS**

Aerosol Age, Nov. 1981, p. 31, "Simoniz" Automotive Cleaner Bottle.

*Primary Examiner*—Lucy Lieberman  
*Attorney, Agent, or Firm*—Ladas & Parry

[57] **CLAIM**

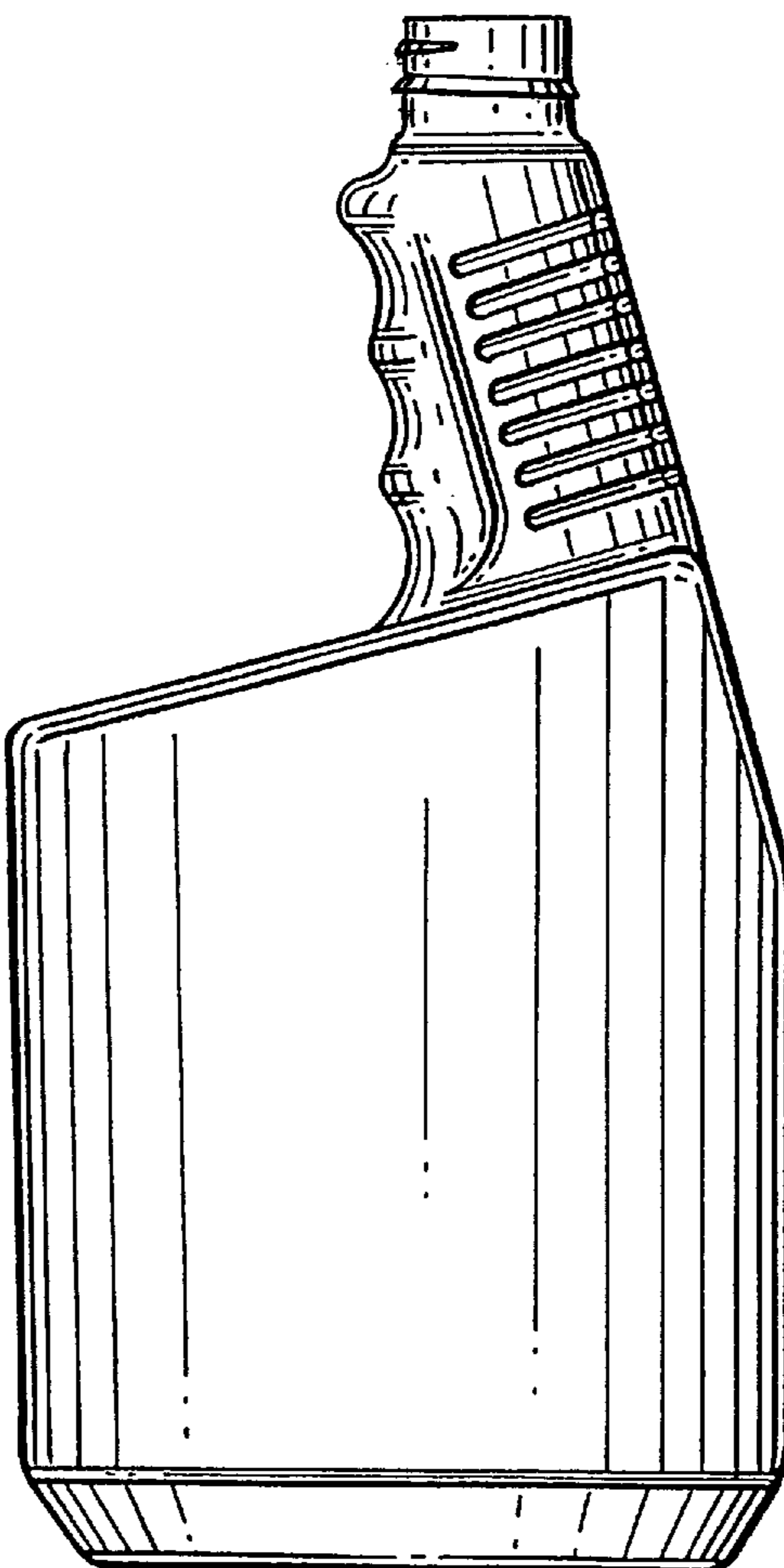
I claim the ornamental design for spray container, as shown and described.

**DESCRIPTION**

FIG. 1 is a right side elevation of a spray container showing my new design, the left side is a mirror image thereto except for the conventional screw threading on the bottle neck; FIG. 2 is a front elevation thereof; FIG. 3 is a rear elevation thereof; FIG. 4 is a top plan view thereof; FIG. 5 is a bottom plan view thereof; and, FIG. 6 is a perspective view thereof.

The broken lines showing a trigger sprayer in FIG. 6 are for illustrative purposes only and do not form part of the claimed design.

**1 Claim, 2 Drawing Sheets**



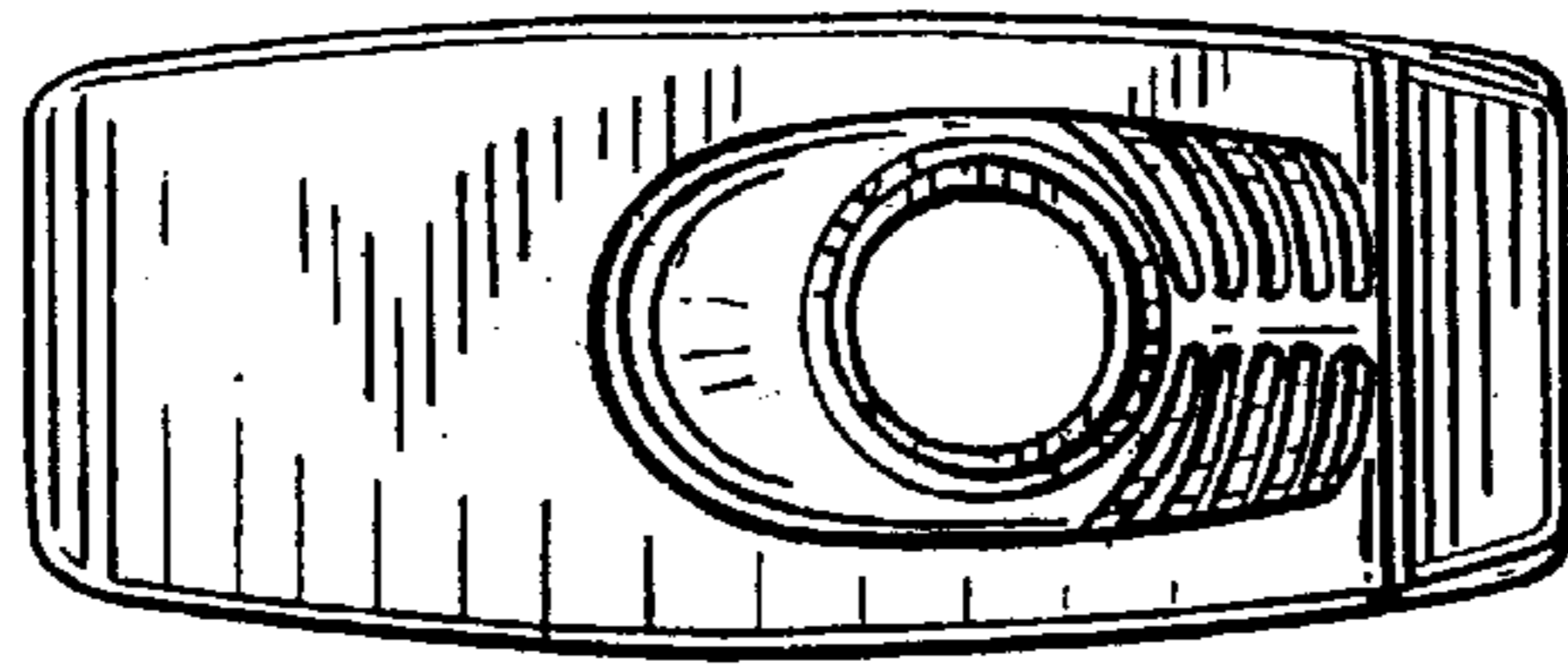


FIG. 4

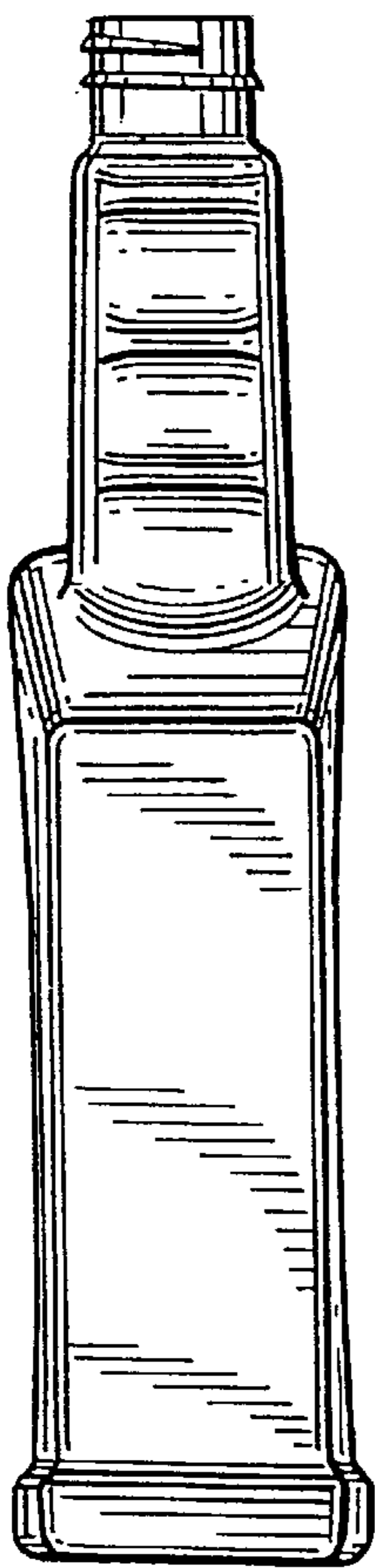


FIG. 2

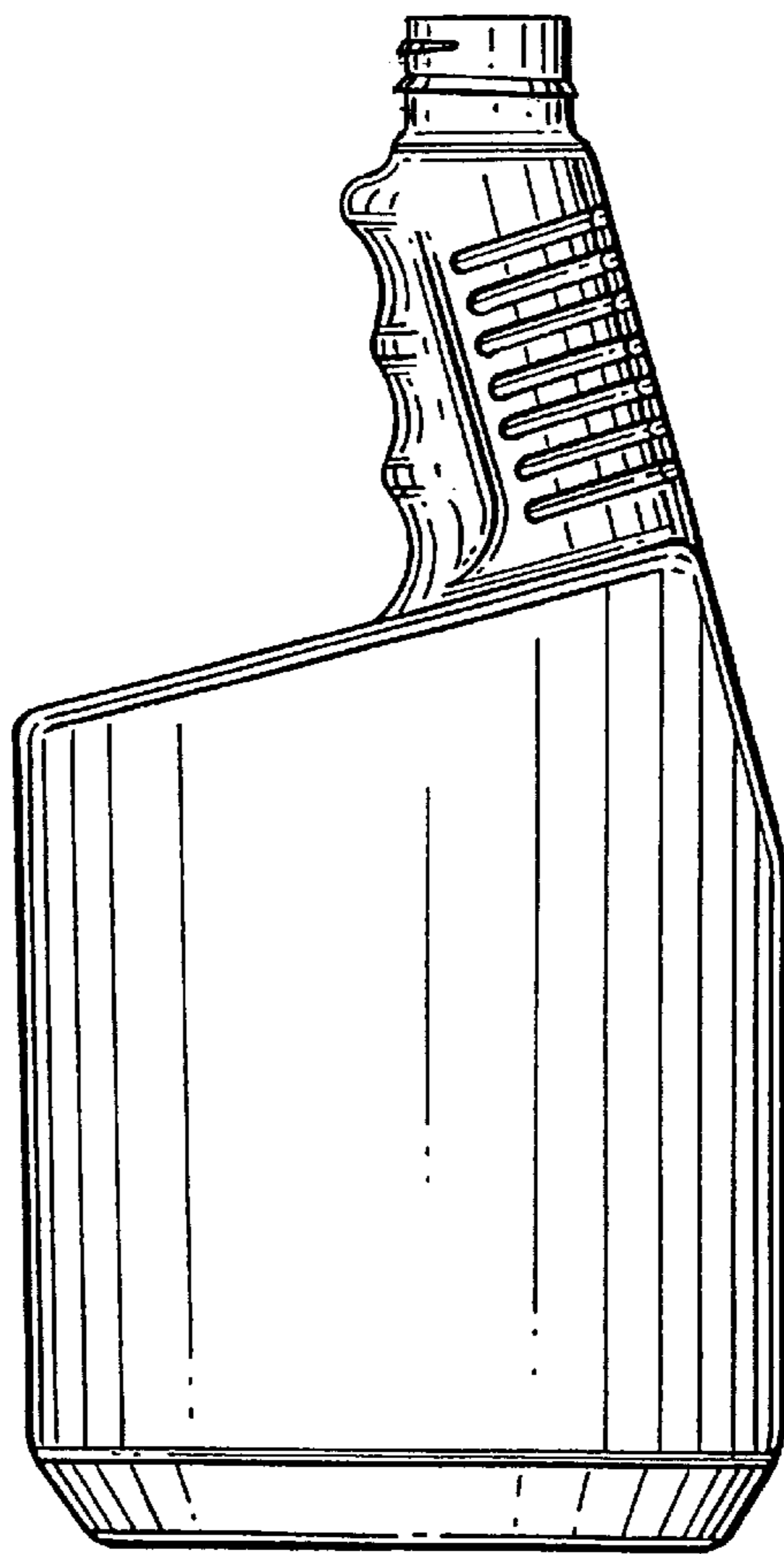


FIG. 1




FIG. 3

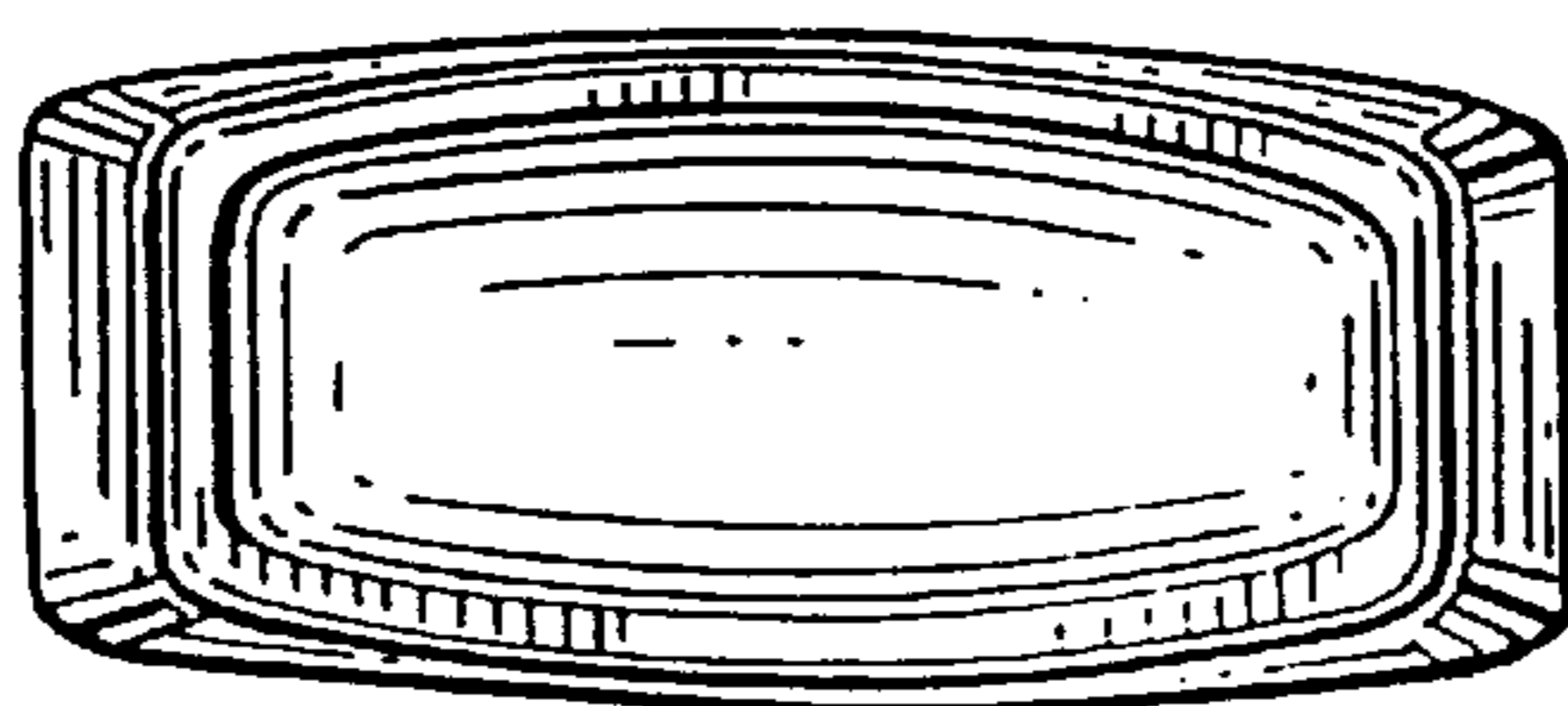


FIG. 5




FIG. 6